

# Court-Annexed Mandatory Arbitration



## State Fiscal Year 2008 Annual Report to the Illinois General Assembly

Cynthia Y. Cobbs, Director  
Administrative Office of the Illinois Courts

# TABLE OF CONTENTS



INTRODUCTION	1
ADMINISTRATION	2
Administrative Office of the Illinois Courts	2
Alternative Dispute Resolution Coordinating Committee	3
Local Administration	3
CASE FLOW AND HEARINGS CALENDAR	4
Case Assignment	4
Pre-Hearing Matters	4
Pre-Hearing Calendar	5
Arbitration Hearing and Award	6
Post-Hearing Calendar	6
Rejecting an Arbitration Award	7
Post-Rejection Calendar	8
PROGRAM SUMMARY	9
NEW DEVELOPMENTS IN STATE FISCAL YEAR 2008	10
STATEWIDE DATA FOR MANDATORY ARBITRATION PROGRAMS	11
CIRCUIT PROFILES AND CASELOAD ACTIVITY	17
Third Judicial Circuit	18
Madison County	18
Eleventh Judicial Circuit	19
Ford County	19
McLean County	21
Twelfth Judicial Circuit	23
Will County	23
Fourteenth Judicial Circuit	25
Henry County	25
Mercer County	27
Rock Island County	29
Whiteside County	31

Sixteenth Judicial Circuit	33
Kane County	33
Seventeenth Judicial Circuit	35
Boone County	35
Winnebago County	37
Eighteenth Judicial Circuit	39
DuPage County	39
Nineteenth Judicial Circuit	41
Lake County	41
Twentieth Judicial Circuit	43
St. Clair County	43
Twenty-Second Judicial Circuit	45
McHenry County	45
Circuit Court of Cook County	47

## APPENDICES

Appendix 1: Statewide Pre-Hearing Calendar Data	i
Appendix 2: Statewide Post-Hearing Calendar Data	ii
Appendix 3: Statewide Post-Rejection Calendar Data	iii
Appendix 4: Percentage of Arbitration Eligible Cases in Total Civil Case Filings by County	iv



# Introduction



In Illinois, court-annexed arbitration is a mandatory, non-binding, non-court procedure designed to resolve disputes by utilizing a neutral third party, called an arbitration panel. Mandatory arbitration uses rules of evidence and procedure that are less formal than those followed in trial courts, which usually leads to a faster, less expensive resolution of disputes. An arbitration panel can recommend, but not impose, a decision. In the sixteen jurisdictions approved by the Supreme Court to operate such programs, all civil cases in which the monetary damages being sought fall within the program's jurisdictional limit are subject to the arbitration process. These modest sized claims are amenable to closer management and faster resolution by using a less formal alternative process than a typical trial court proceeding.

In the exercise of its general administrative and supervisory authority over Illinois courts, the Supreme Court promulgates comprehensive rules (Supreme Court Rule 86, *et seq.*) that prescribe actions subject to mandatory arbitration. The rules address a range of operational procedures including: appointment, qualifications, and compensation of arbitrators; the scheduling of hearings; the discovery process; the conduct of hearings; absence of a party; award and judgment on an award; rejection of an award; and form of oath, award and notice of award.

The State Fiscal Year 2008 Annual Report summarizes the activity of court-annexed mandatory arbitration from July 1, 2007 through June 30, 2008. The report includes an overview of mandatory arbitration in Illinois and contains statistical data as reported by each arbitration program. Aggregate statewide statistics are provided as an overview of Illinois' sixteen court-annexed mandatory arbitration programs. The final section of the report provides a brief narrative and data profile for each of the court-annexed mandatory arbitration programs. To view a history of mandatory arbitration, which began in 1987, please reference the State Fiscal Year 2004 Court-Annexed Mandatory Arbitration Annual Report located on the Supreme Court's website at [www.state.il.us/court](http://www.state.il.us/court).

# Administration



Ongoing support to the mandatory arbitration programs in Illinois is provided by the Administrative Office of the Illinois Courts, the Alternative Dispute Resolution Coordinating Committee of the Illinois Judicial Conference, and local arbitration supervising judges and administrators.

## **Administrative Office of the Illinois Courts**

The Administrative Office of the Illinois Courts (AOIC) works with the circuit courts to coordinate the operations of the arbitration programs throughout the state. Administrative Office staff assist in:

- ❖ Establishing new arbitration programs that have been approved by the Supreme Court;
- ❖ Drafting local rules;
- ❖ Recruiting personnel;
- ❖ Acquiring facilities;
- ❖ Training new arbitrators;
- ❖ Purchasing equipment;
- ❖ Developing judicial calendaring systems;
- ❖ Preparing budgets;
- ❖ Processing vouchers;
- ❖ Addressing personnel issues;
- ❖ Compiling statistical data;
- ❖ Negotiating contracts and leases; and
- ❖ Coordinating the collection of arbitration filing fees.

In addition, AOIC staff serve as liaison to the Illinois Judicial Conference's Alternative Dispute Resolution Coordinating Committee.

## **Alternative Dispute Resolution Coordinating Committee**

The charge of the Alternative Dispute Resolution Coordinating Committee, as directed by the Supreme Court, is:

- ❖ Monitor and assess court-annexed mandatory arbitration programs;
- ❖ Make recommendations for proposed policy modifications to the full body of the Illinois Judicial Conference;
- ❖ Survey and compile information regarding existing court-supported dispute resolution programs;
- ❖ Explore and examine innovative dispute resolution processing techniques;
- ❖ Study the impact of proposed amendments to relevant Supreme Court rules; and
- ❖ Propose rule amendments in response to suggestions and information received from program participants, supervising judges and arbitration administrators.

## **Local Administration**

The chief circuit judge in each jurisdiction operating a mandatory arbitration program appoints a supervising judge to provide oversight for the arbitration program. The supervising judge:

- ❖ Has authority to resolve questions arising in arbitration proceedings;
- ❖ Reviews applications for appointment or re-certification of arbitrators;
- ❖ Considers complaints about an arbitrator or the arbitration process; and
- ❖ Promotes the dissemination of information about the arbitration process, the results of arbitration, developing case law and new practices and procedures in the area of arbitration.

The supervising judges are assisted by arbitration administrators who are responsible for duties such as:

- ❖ Maintaining a roster of active arbitrators;
- ❖ Scheduling arbitration hearings;
- ❖ Conducting arbitrator training;
- ❖ Compiling statistical information required by the AOIC;
- ❖ Processing vouchers; and
- ❖ Submitting purchase requisitions related to arbitration programs.

# Case Flow and Hearings Calendar



## Case Assignment

In most instances, cases are assigned to mandatory arbitration calendars either as initially filed or by court transfer. In an initial filing, litigants may file their case with the office of the clerk of the circuit court as an arbitration case. The clerk assigns the case an “AR” designation, which places the matter directly onto the calendar of the supervising judge for arbitration. However, in the Circuit Court of Cook County, cases are not initially filed as arbitration cases. All civil cases in which the money damages being sought are between \$10,000 and \$50,000 are filed in the Municipal Department and are given an “M” designation by the clerk. Cases in which the money damages being sought are greater than \$10,000 but do not exceed \$30,000 are considered “arbitration-eligible.” After all preliminary matters are heard, arbitration-eligible cases are transferred to the arbitration program.

An additional means by which cases are assigned to a mandatory arbitration calendar is through transfer by the court. In all jurisdictions operating a court-annexed mandatory arbitration program, if it appears to the court that no claim in the action has a value in excess of the particular arbitration program’s jurisdictional amount, a case may be transferred to the arbitration calendar from another calendar. For example, if the court finds that an action originally filed as a law case (actions for damages in excess of \$50,000) has a potential for damages within the jurisdictional amount for arbitration, the court may transfer the law case to the arbitration calendar.

## Pre-Hearing Matters

The pre-hearing stage for cases subject to arbitration is similar to the pretrial stage for all cases. Summons are issued, motions are made and argued, and discovery is conducted. However, for cases subject to arbitration, discovery is limited pursuant to Illinois Supreme Court Rules 89 and 222.

One of the most important features of the arbitration program is the court’s control of the time elapsed between the date of filing or transfer of the case to the arbitration calendar and the arbitration hearing. Supreme Court Rule 88 mandates speedy dispositions. Pursuant to the Rule, and consistent with the practices of each program site, all cases set for arbitration must proceed to hearing within one year of the date of filing or transfer to the arbitration calendar unless continued by the court upon good cause shown.

## Pre-Hearing Calendar

The first stage of the arbitration process is pre-hearing. The pre-hearing arbitration calendar is comprised of new filings, reinstatements and transfers from other calendars. Cases may be removed from the pre-hearing calendar in either a dispositive or non-dispositive manner. A dispositive removal is one which terminates the case prior to commencement of the arbitration hearing. There are generally three types of pre-hearing dispositive removals: entry of a judgment, case dismissal, or the entry of a settlement order by the court.

A non-dispositive removal of a case from the pre-hearing arbitration calendar may remove the case from the arbitration calendar altogether. Other non-dispositive removals may simply move the case along to the next stage of the arbitration process. A case which has proceeded to an arbitration hearing, for example, is considered a non-dispositive removal from the pre-hearing calendar. Non-dispositive removals also include those occasions when a case is placed on a special calendar. For example, a case transferred to a bankruptcy calendar will generally stay all arbitration-related activity. Another type of non-dispositive removal from the pre-hearing calendar occurs when a case is transferred out of arbitration. Occasionally, a judge may decide that a case is not suited for arbitration and transfer the case to the appropriate calendar.

To provide litigants with the timeliest disposition of their cases, Illinois' arbitration system encourages attorneys and litigants to focus their early attention on arbitration-eligible cases. Therefore, the practice is to set a firm and prompt date for the arbitration hearing so that disputing parties, anxious to avoid the time and cost of an arbitration hearing, have a powerful incentive to negotiate and settle the matter prior to the hearing. In instances where a default judgment can be taken, parties are also encouraged to seek that disposition at the earliest possible time.

As a result of this program philosophy, a sizeable portion of each jurisdiction's arbitration caseload terminates voluntarily, or by court order, in advance of the arbitration hearing. An analysis of the State Fiscal Year 2008 statistics indicates that parties are carefully managing their cases and working to settle their disputes without significant court intervention prior to the arbitration hearing. During State Fiscal Year 2008, 52% of the cases on the pre-hearing arbitration calendar were disposed through default judgment, dismissal or some other form of pre-hearing termination. While it is true that a large number of these cases may have terminated without the need for a trial, and regardless of the availability of the arbitration process, the arbitration process tends to motivate a disposition sooner in the life of most cases due in part to the setting of a firm hearing date.

Additionally, terminations via court-ordered dismissals, voluntary dismissals, settlement orders and default judgments typically require limited court time to process. To the extent that arbitration encourages these dispositions, the system helps save the court and the litigants the expense of more costly, more time consuming proceedings.



A high rate of pre-hearing terminations also allows each program site to remain current with its hearing calendar and may allow the court to reduce a backlog. The combination of pre-hearing terminations and arbitration hearing capacity enables the system to absorb and process a greater number of cases in less time. (See Appendix 1 for Pre-Hearing Calendar Data).

### **Arbitration Hearing and Award**

With some exceptions, the arbitration hearing resembles a traditional trial court proceeding. The Illinois Code of Civil Procedure and the rules of evidence apply. However, Supreme Court Rule 90(c) makes certain documents presumptively admissible. These documents include bills, records, and reports of hospitals, doctors, dentists, repair persons and employers, as well as written statements from opinion witnesses. The streamlined mechanism for the presentation of evidence enables attorneys to present their cases without undue delay.

Unlike proceedings in the trial court, the arbitration hearing is conducted by a panel of three attorneys who serve as arbitrators and are trained pursuant to local rules. At the hearing, each party to the dispute makes a concise presentation of his/her case to the arbitrators. Immediately following the hearing, the arbitrators deliberate privately and decide the issues as presented. To find in favor of a party requires the concurrence of two arbitrators. In most instances, an arbitration hearing is completed in approximately two hours. Following the hearing and the arbitrators' disposition, the clerk of the court records the arbitration award and forwards notice to the parties. As a courtesy to the litigants, many arbitration centers post the arbitration award immediately following submission by the arbitrators, thereby notifying the parties of the outcome on the same day as the hearing.

### **Post-Hearing Calendar**

The post-hearing arbitration calendar consists largely of cases which have been heard by an arbitration panel and are awaiting further action. Upon conclusion of an arbitration hearing, a case is removed from the pre-hearing arbitration calendar and added to the post-hearing calendar. Cases previously terminated following a hearing may also be subsequently reinstated (added) at this stage. However, this is a rare occurrence even in the larger arbitration programs.

Arbitration administrators report three types of post-hearing removals from the arbitration calendar: (1) entry of judgment on the arbitration award; (2) dismissal or settlement by order of the court; or (3) rejection of the arbitration award. While any of these actions will remove a case from the post-hearing calendar, only judgment on the award or dismissal and settlement result in termination of the case. These actions are considered dispositive removals. Post-hearing terminations, or dispositive removals, are typically the most common means by which cases are removed from the post-hearing arbitration calendar.

A rejection of an arbitration award is a non-dispositive removal of a case from the post-hearing arbitration calendar, which places the case on the post-rejection arbitration calendar.

A commonly cited measure of performance for court-annexed arbitration programs is the extent to which awards are accepted by the litigants as the final resolution of the case. However, parties have many resolution options after the arbitration hearing is concluded. Tracking the various options by which post-hearing cases are removed from the arbitration inventory provides the most accurate measure.

A satisfied party may move the court to enter judgment on the arbitration award. Statewide statistics indicate 22% of parties in arbitration hearings motioned the court to enter a judgment on an award. If no party rejects the arbitration award, the court may enter judgment. Figures reported indicate that approximately 33% of the cases which progressed to a hearing were disposed after the arbitration hearing on terms other than those stated in the award. These cases were disposed either through settlement reached by the parties or by voluntary dismissals. The parties work toward settling the conflict prior to the deadline for rejecting the arbitration award. These statistics suggest that in a number of cases which progress to hearing, the parties may be guided by the arbitrator's assessment of the worth of the case, but they may not want a judgment entered.

The post-hearing statistics for arbitration programs consist of judgments entered on the arbitration award and settlements reached after the arbitration award and prior to the expiration for the filing of a rejection.

### **Rejecting an Arbitration Award**

Supreme Court Rule 93 sets forth four conditions which a party must meet in order to reject an arbitration award. The rejecting party must: (1) have been present, personally or via counsel, at the arbitration hearing or that party's right to reject the award will be deemed waived; (2) have participated in the arbitration process in good faith and in a meaningful manner; (3) file a rejection notice within thirty days of the date the award was filed; and (4) unless indigent, pay a rejection fee. If these four conditions are not met, the party may be barred from rejecting the award and any other party to the action may petition the court to enter a judgment on the arbitration award. If a party's rejection of an arbitration award is filed and not barred, the supervising judge for arbitration must place the case on the trial call.

The rejection fee is intended to discourage frivolous rejections. All such fees are paid to the clerk of the court, who forwards the fee to the State Treasurer for deposit in the Mandatory Arbitration Fund. For awards of \$30,000 or less, the rejection fee is \$200. For awards greater than \$30,000, the rejection fee is \$500.

Rejection rates for arbitration awards vary from county to county. In State Fiscal Year 2008, the statewide average rejection rate was 51% and is fairly consistent with the five year average of 50% (State Fiscal Year 2004 through 2008). Although the rejection

rate may seem high, the success of arbitration is best measured by the percentage of cases resolved before trial, rather than by the rejection rate of arbitration awards alone. (See Appendix 2 for Post-Hearing Calendar Data). Of cases qualifying for the arbitration process, less than 2% ultimately go to trial in the trial courts.

### **Post-Rejection Calendar**

The post-rejection calendar consists of arbitration cases in which one of the parties rejects the award of the arbitrators and seeks a trial before a judge or jury. In addition, cases which are occasionally reinstated at this stage of the arbitration process may be added to the inventory of cases pending post-rejection action. Removals from the post-rejection arbitration calendar are generally dispositive. When a case is removed by way of judgment before or after trial, dismissal or settlement, it is removed from the court's inventory of pending civil cases.

Many options remain available to parties after having rejected an award. As noted, parties file a notice of rejection of the arbitration award for the same variety of tactical reasons that they file notices of appeal from trial court judgments. More significant than the rejection rate is the frequency with which arbitration cases are settled subsequent to the rejection, but prior to trial. Of these cases that have gone to hearing, and which the award was rejected, 52% are still resolved. (See Appendix 3 for Post-Rejection Calendar Data).

# Program Summary



A review and analysis of the data and program descriptions supports the conclusion that the arbitration system in Illinois is operating consistent with policy makers' initial expectations for the program. Parties to arbitration proceedings are working to settle their differences without significant court intervention. The aggressive scheduling of arbitration hearing dates induces early settlements by requiring the parties to carefully manage the case prior to an arbitration hearing. Because arbitration hearings are held within one year of the filing or transfer of the case to arbitration, most jurisdictions can dispose of approximately 85% of the arbitration caseload within one year of case filing.

Arbitration encourages dispositions earlier in the life of cases, helping courts operate more efficiently. Statewide figures show that only a small number of the cases filed or transferred into arbitration proceed to an arbitration hearing, and an even smaller number of cases proceed to trial. Arbitration-eligible cases are resolved and disposed prior to hearing in ways that do not require a significant amount of court time. Court-ordered dismissals, voluntary dismissals, settlement orders and default judgments typically require very little court time to process.

Statewide statistics also show that a large number of cases that do proceed to the arbitration hearing are terminated in a post-hearing proceeding. In such cases, the parties either petition the court to enter judgment on the arbitration award or remove the case from the arbitration calendar via another form of post-hearing termination, including settlement.

Not only has mandatory arbitration proven to be an effective means of disposing cases swiftly for litigants, but the overall success of the program is best exemplified in the fact that a statewide average of less than 2% of the cases filed in an arbitration program proceeded to trial in State Fiscal Year 2008.

# New Developments in State Fiscal Year 2008



- ❖ As part of its projects and priorities delineated by the Supreme Court, the Alternative Dispute Resolution Coordinating Committee of the Illinois Judicial Conference created a *Uniform Arbitrator Reference Manual*. The manual will be utilized to train new attorneys wishing to serve as arbitrators as well as retrain existing arbitrators.
- ❖ In a continued effort to enrich data collection and analysis in the arbitration program, and to improve program operations and outcomes, the Administrative Office of the Illinois Courts convened a workgroup to examine the current data collection methodologies. As a result, the Fourteenth Judicial Circuit is piloting an initiative that will provide comparative data from arbitration awards and jury verdicts. The intent is to create a data driven tool to assist parties in settling cases. The first reports from this pilot will be used to determine the expansion of similar data collection in all program sites.

# STATEWIDE DATA PROFILE



**State Fiscal Year 2008  
State of Illinois  
At A Glance Arbitration Caseload  
Information**

Number of Cases Pending / Referred to Arbitration .....	34,743
Number of Cases Disposed .....	26,947
Number of Arbitration Hearings ..	11,294
Number of Awards Accepted .....	2,524
Number of Awards Rejected .....	5,804
Number of Cases Filed in Arbitration which Proceeded to Trial .....	599

The chart to the left presents information regarding the total number of cases litigated in all sixteen arbitration programs which were either resolved during the arbitration process or ultimately proceeded to trial. Program data indicates that 78% (26,947 of 34,743) of the cases filed in Illinois' arbitration programs for State Fiscal Year 2008 were disposed. This is consistent with the five year average of 78%.

A more significant performance indicator for arbitration, however, is the number of cases which, having been arbitrated, proceed to trial. In State Fiscal Year 2008, statewide figures indicate that less than 2% of the cases filed in Illinois' arbitration programs proceeded to trial. This rate tracks the same trend over the past five years. (2004 - 2008)



# CASELOAD




The table below reports, by jurisdiction, the number of cases referred to mandatory arbitration, the total cases resolved during the arbitration process, and the number of cases which ultimately proceeded to trial during State Fiscal Year 2008.

Arbitration Program	Cases Referred to Mandatory Arbitration in Fiscal Year 2008	Total Cases Resolved in Arbitration (May include previous Fiscal Years)	Total Cases to Trial
Boone	115	121	2
Cook	10,837	11,189	413
DuPage	4,014	4,575	47
Ford	45	48	1
Henry	74	74	1
Kane	1,557	1,510	16
Lake	2,035	1,988	33
Madison	915	786	4
McHenry	873	870	17
McLean	953	839	6
Mercer	17	26	0
Rock Island	350	333	9
St. Clair	1,955	1,855	12
Whiteside	135	137	0
Will	1,666	1,646	30
Winnebago	958	950	8

## TYPES OF CASES

The table below reports, by jurisdiction, the types of cases that went to hearing in arbitration during State Fiscal Year 2008.



Arbitration Program	Automobile/ Subrogation	Collections	Contracts	Liability/ Tort	Pro perty Damage	Personal Injury	Other
Boone	1	0	6	0	0	12	0
Cook	5,149	3,076*	0	3,635**	0	9,237	147
DuPage	404	26	129	51	17	142	16
Ford	0	4	1	0	0	0	0
Henry	0	0	2	1	0	2	0
Kane	121	11	40	8	33	109	3
Lake	248	29	75	7	36	123	2
Madison	22	20	28	7	5	24	3
McHenry	37	14	40	1	10	47	0
McLean	2	30	26	0	7	15	0
Mercer	1	1	1	0	0	1	0
Rock Island	16	2	16	4	1	42	3
St. Clair	33	6	45	17	13	66	5
Whiteside	4	2	6	0	0	9	0
Will	190	23	41	1	12	20	3
Winnebago	8	1	23	0	2	67	0

\*This figure includes Collections and Contracts

\*\*This figure includes Liability, Tort and Property Damage

## AVERAGE AWARD AND AVERAGE NUMBER OF DAYS

The table below reflects, by case type, the average award amount and the average number of days for cases that began in arbitration through final resolution.

Arbitration Program	Automobile/ Subrogation	Collections	Contracts	Liability/ Tort	Property Damage	Personal Injury	Other
Boone	\$18,160 184 Days	\$0	\$12,978 259 Days	\$0	\$0	\$15,514 543 Days	\$0
Cook	\$4,768 246 Days	\$5,521* 235 Days	\$0	\$9,770** 249 Days	\$0	\$9,081 282 Days	\$5,407 210 Days
DuPage	\$12,428 331 Days	\$19,931 357 Days	\$18,311 355 Days	\$10,161 285 Days	\$2,911 308 Days	\$11,702 308 Days	\$6,450 330 Days
Ford	\$0	\$9,769 253 Days	\$0 299 Days	\$0	\$0	\$0	\$0
Henry	\$0	\$0	\$12,964 359 Days	\$9,341 396 Days	\$0	\$5,306 599 Days	\$0
Kane	\$5,895 391 Days	\$12,777 499 Days	\$16,560 454 Days	\$13,570 565 Days	\$5,015 356 Days	\$10,866 598 Days	\$12,660 295 Days
Lake	\$3,415 241 Days	\$13,756 325 Days	\$35,628 383 Days	\$982 457 Days	\$2,530 259 Days	\$6,043 374 Days	\$920 100 Days
Madison	\$10,204 258 Days	\$10,415 241 Days	\$7,829 290 Days	\$8,018 268 Days	\$3,136 264 Days	\$13,052 329 Days	\$4,091 254 Days
McHenry	\$5,820 263 Days	\$16,610 376 Days	\$10,099 435 Days	\$10,424 336 Days	\$2,508 215 Days	\$12,173 451 Days	\$0
McLean	\$5,155 276 Days	\$12,342 335 Days	\$8,748 491 Days	\$0	\$4,340 465 Days	\$12,223 538 Days	\$0
Mercer	\$0	\$0	\$0	\$0	\$0	\$12,859 227 Days	\$0
Rock Island	\$7,864 361 Days	\$0 368 Days	\$11,036 342 Days	\$9,919 582 Days	\$15,918 326 Days	\$11,508 512 Days	\$0 716 Days
St. Clair	\$17,570 385 Days	\$9,498 325 Days	\$13,071 431 Days	\$12,877 421 Days	\$6,822 439 Days	\$15,211 439 Days	\$0 197 Days
Whiteside	\$8,741 696 Days	\$0 343 Days	\$11,247 988 Days	\$0	\$0	\$17,785 848 Days	\$0
Will	\$12,863 607 Days	\$12,756 673 Days	\$14,481 609 Days	\$0	\$1,537 518 Days	\$8,045 656 Days	\$0 980 Days
Winnebago	\$18,993 547 Days	\$12,452 200 Days	\$10,775 315 Days	\$0	\$0 279 Days	\$13,235 353 Days	\$0

\*This figure includes Collections and Contracts

\*\*This figure includes Liability, Tort and Property Damage

# CIRCUIT PROFILES AND CASELOAD ACTIVITY

## Third Judicial Circuit

(Madison County)

### Arbitration Program Information

Madison County is one of two counties which forms the Third Judicial Circuit. Madison County is the most recent county to petition the Supreme Court for authorization to implement a court-annexed mandatory arbitration program. During its November 2006 Term, the Supreme Court authorized Madison County to commence operations, effective July 1, 2007. With the assistance of the AOIC, a location was identified, equipment purchased, and staff hired. The Madison County Arbitration Center is located in Wood River, Illinois, and became fully operation this fiscal year. In Madison County, an arbitration supervising judge is assigned to oversee arbitration matters and is assisted by an arbitration program administrator.



### State Fiscal Year 2008 Madison County At A Glance Arbitration Caseload Information

Number of Cases Pending* / Referred to Arbitration .....	1,209
Number of Cases Disposed .....	786
Number of Arbitration Hearings ....	109
Number of Awards Accepted .....	58
Number of Awards Rejected .....	28
Number of Cases Filed in Arbitration which Proceeded to Trial .....	4

\* "Cases Pending" includes those cases docketed to arbitration before the July 1, 2007, initiation of the program

The chart to the left presents information on the first set of data available from the arbitration program in Madison County. The numbers represent the total number of cases litigated in arbitration which were resolved during the arbitration process or ultimately proceeded to trial. Program data indicates that 65% (786 of 1,209) of the cases filed in the Madison County arbitration program for State Fiscal Year 2008 were disposed. In Madison County, less than 1% percent (4 of 1,209) of cases filed in arbitration proceeded to trial.

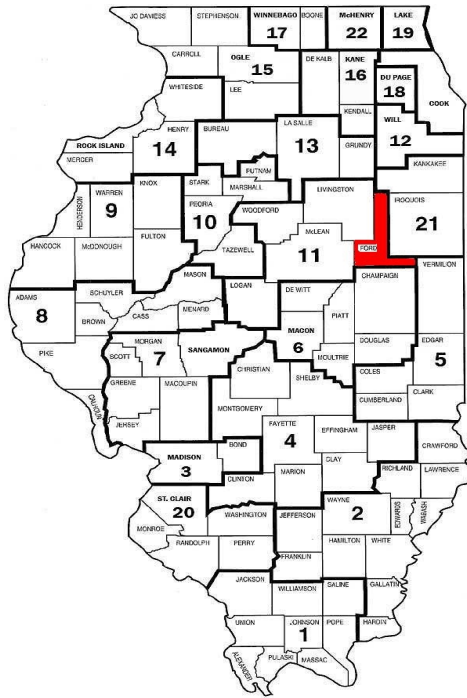
## Eleventh Judicial Circuit

(Ford and McLean Counties)

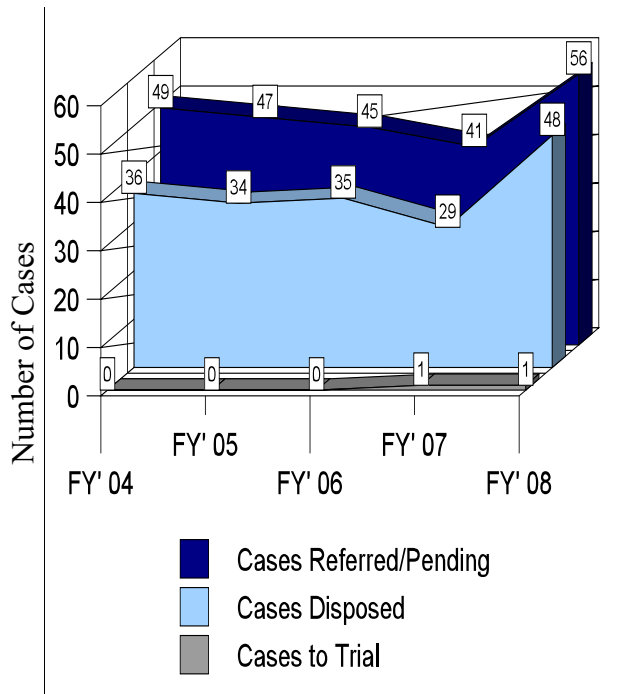
### Arbitration Program Information

#### Ford County

In March of 1996, the Supreme Court of Illinois entered an order which authorized Ford and McLean Counties in the Eleventh Judicial Circuit to begin operating arbitration programs. The arbitration program center for the Eleventh Judicial Circuit is located near the McLean County Law and Justice Center in Bloomington, Illinois which hosts hearings for both counties. A supervising judge from each county is assigned to oversee arbitration matters and both are assisted by an arbitration program administrator.



#### Ford County Five - Year Disposition Trend



The chart to the left presents information regarding the total number of cases litigated in arbitration which were resolved during the arbitration process or ultimately went to trial. Program data indicates that 86% (48 of 56) of the cases filed in the Ford County arbitration program for State Fiscal Year 2008 were disposed. This disposition rate is significantly higher than the five year average of 76% and the statewide average of 78%.

**Ford County**

**State Fiscal Year 2008  
Ford County  
At A Glance Arbitration Caseload  
Information**

Number of Cases Pending / Referred to Arbitration .....	56
Number of Cases Disposed .....	48
Number of Arbitration Hearings .....	4
Number of Awards Accepted .....	2
Number of Awards Rejected .....	1
Number of Cases Filed in Arbitration which Proceeded to Trial .....	1

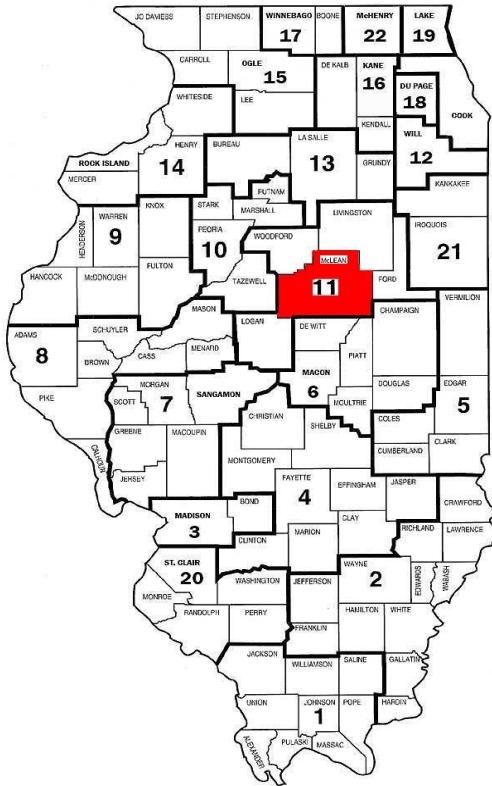
The data for Ford County's 2008 arbitration operations is reflected in the chart to the left. In Ford County, only one case filed in arbitration proceeded to trial.

**Eleventh Judicial Circuit  
(Ford and McLean Counties)**

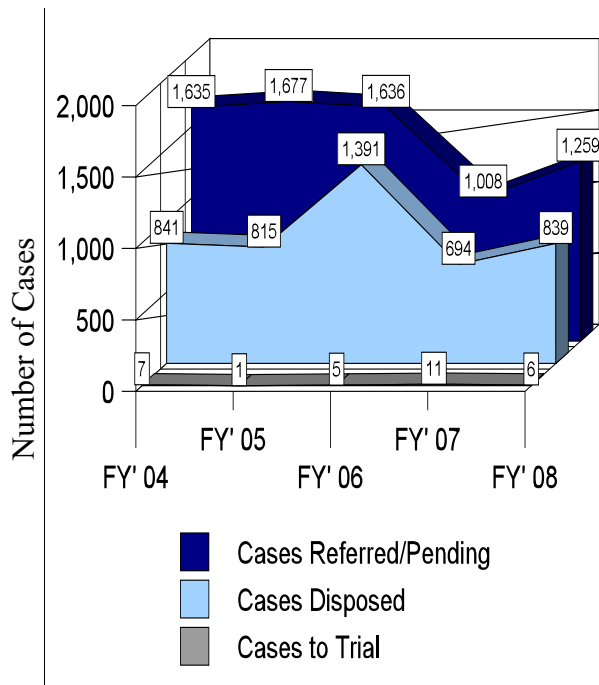
**McLean County**

While cases referred to McLean County's arbitration program vary annually, an average of 1,443 cases per year were referred to arbitration over the past five state fiscal years.

The chart to the left presents information on a five year trend for the total number of cases litigated in arbitration which were resolved during the arbitration process or ultimately went to trial. Program data indicates that 67% (839 of 1,259) of the cases filed in the McLean County arbitration program for State Fiscal Year 2008 were disposed. This disposition rate is slightly higher than the five year average of 63%, and significantly lower than the statewide average of 78%.



**McLean County  
Five - Year Disposition Trend**



**McLean County**



**State Fiscal Year 2008  
McLean County  
At A Glance Arbitration Caseload  
Information**

Number of Cases Pending / Referred to Arbitration .....	1,259
Number of Cases Disposed .....	839
Number of Arbitration Hearings ...	56
Number of Awards Accepted .....	30
Number of Awards Rejected .....	12
Number of Cases Filed in Arbitration which Proceeded to Trial .....	6

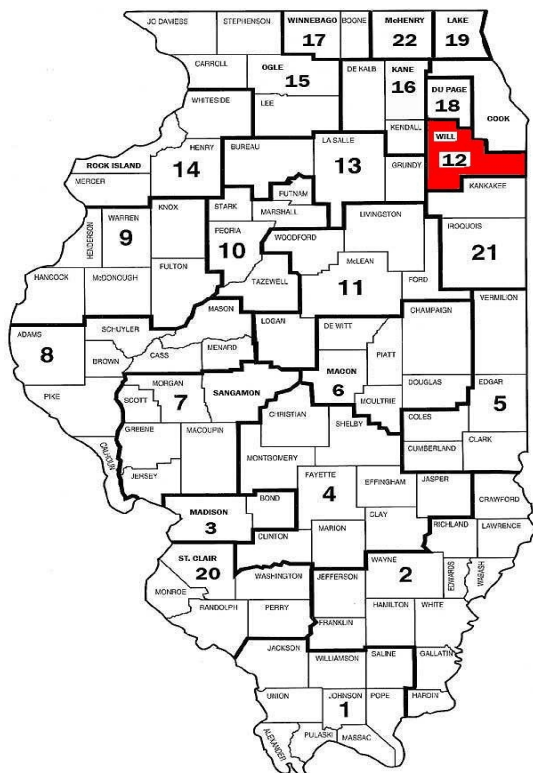
The data for McLean County's 2008 arbitration operations is reflected in the chart to the left. In McLean County, less than one percent (1%) of the cases litigated in arbitration proceeded to trial.

## Twelfth Judicial Circuit

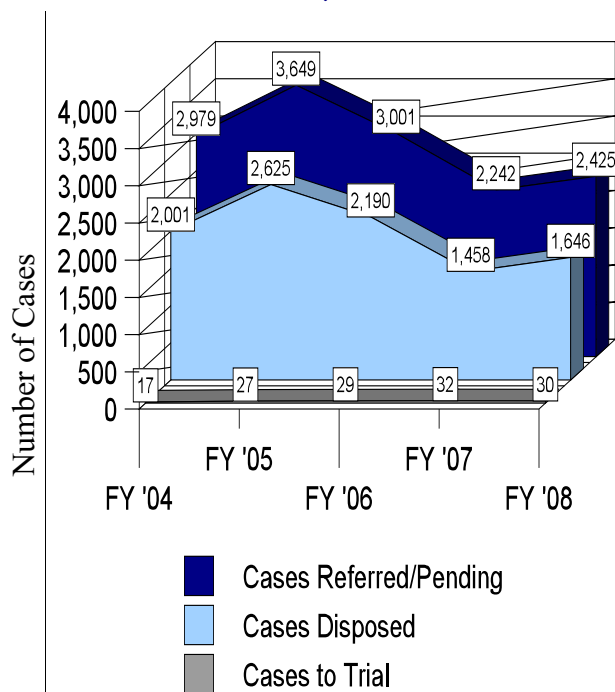
(Will County)

### Arbitration Program Information

The Twelfth Judicial Circuit is one of five single-county circuits in Illinois. The Will County Arbitration Center is housed near the courthouse in Joliet, Illinois. After the Supreme Court approved its request, Will County began hearing arbitration cases in December of 1995. An arbitration supervising judge is assigned to oversee arbitration matters and is assisted by a trial court administrator and an arbitration program assistant.



**Will County**  
Five-Year Disposition Trend



The chart to the left presents information regarding the total number of cases litigated in arbitration which were resolved during the arbitration process or ultimately proceeded to trial. Program data indicates that 68% (1,646 of 2,425) of the cases filed in the Will County arbitration program for State Fiscal Year 2008 were disposed. This disposition rate is slightly lower than the five year average of 69% and significantly lower than the statewide average of 78%.

**State Fiscal Year 2008  
Will County  
At A Glance Arbitration Caseload  
Information**

Number of Cases Pending / Referred to Arbitration .....	2,425
Number of Cases Disposed .....	1,646
Number of Arbitration Hearings ....	225
Number of Awards Accepted .....	49
Number of Awards Rejected .....	123
Number of Cases Filed in Arbitration which Proceeded to Trial .....	30

While cases referred to Will County's arbitration program increased from 2004 to 2005, the same cannot be said for 2006 and 2007. The decrease in cases may be influenced by Supreme Court Rule 281 which, effective January 1, 2006, raised the small claims jurisdiction from \$5,000 to \$10,000. However, case filings began to rise again in 2008 which may be connected to the general trend in the judicial system wherein case filings increase annually. From 2004 through 2008, an annual average of 2,859 cases were referred to arbitration.

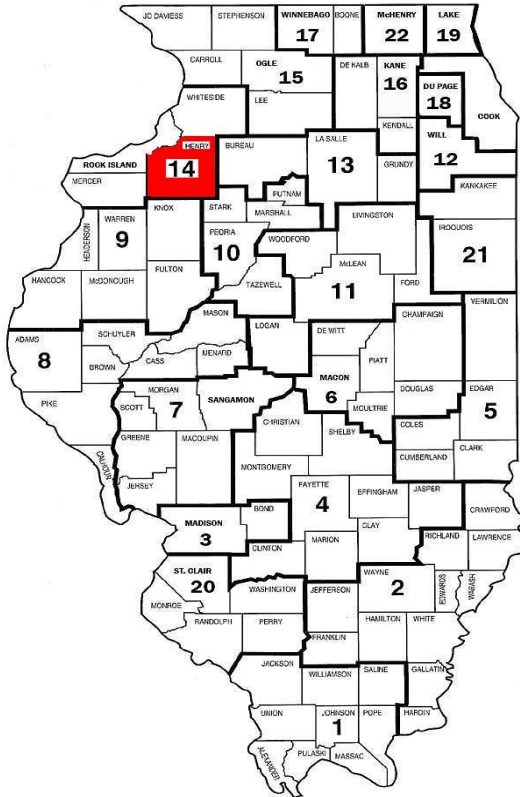
The data for Will County's 2008 arbitration operations is reflected in the chart to the left. In Will County, slightly more than one percent (30 of 2,425) of cases filed in arbitration proceeded to trial.

## Fourteenth Judicial Circuit

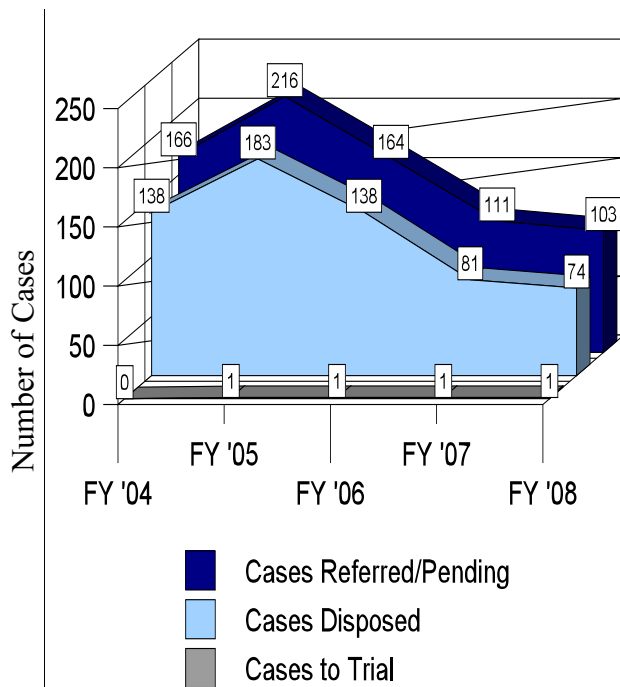
(Henry, Mercer, Rock Island and Whiteside Counties)

### Arbitration Program Information

The Fourteenth Judicial Circuit is comprised of Henry, Mercer, Rock Island and Whiteside Counties. In November 1999, the Supreme Court authorized the inception of the program and arbitration hearings began in October 2000. This circuit is the first to receive permanent authorization to hear cases with damage claims up to \$50,000. Hearings are conducted in the arbitration center located in Rock Island. A supervising judge oversees arbitration matters for all counties and is assisted by a trial court administrator and arbitration program assistant.



**Henry County**  
Five - Year Disposition Trend



The chart to the left presents information regarding the total number of cases litigated in arbitration which were resolved during the arbitration process or ultimately went to trial. Program data indicates that 72% (74 of 103) of the cases filed in the Henry County arbitration program for State Fiscal Year 2008 were disposed. This disposition rate is lower than the five year average of 81% and statewide average of 78%.

**Henry County**

**State Fiscal Year 2008  
Henry County  
At A Glance Arbitration Caseload  
Information**

Number of Cases Pending / Referred to Arbitration .....	103
Number of Cases Disposed .....	74
Number of Arbitration Hearings .....	4
Number of Awards Accepted .....	1
Number of Awards Rejected .....	2
Number of Cases Filed in Arbitration which Proceeded to Trial .....	1

While cases referred to Henry County's arbitration program increased from 2004 to 2005, the same cannot be said for the past three years. The decrease in cases referred to arbitration may be influenced by Supreme Court Rule 281 which, effective January 1, 2006, raised the small claims jurisdiction from \$5,000 to \$10,000. However, due to the relatively few number of arbitration matters in Henry County, it is difficult to make any generalizations. From 2004 through 2008, an annual average of 152 cases have been referred to arbitration.

The data for Henry County's 2008 arbitration operations is reflected in the chart to the left. In Henry County, only one of the cases filed in arbitration proceeded to trial.

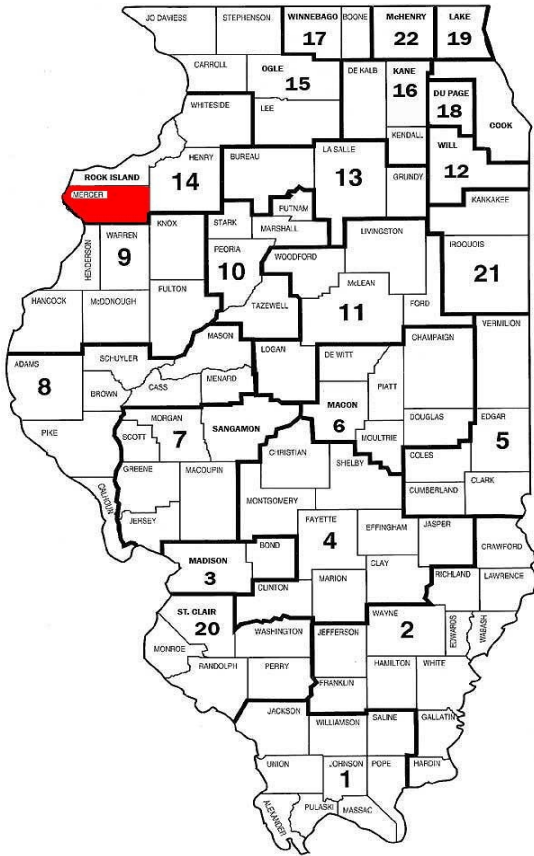
## Fourteenth Judicial Circuit

(Henry, Mercer, Rock Island and Whiteside Counties)

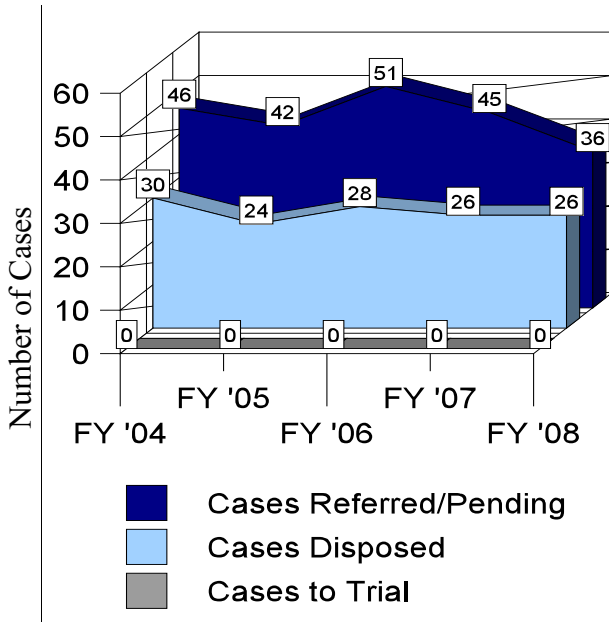
### Mercer County

While cases referred to Mercer County's arbitration program vary annually, an average of 44 cases per year were referred to arbitration over the past five state fiscal years.

The chart to the left presents information regarding the total number of cases litigated in arbitration which were resolved during the arbitration process or ultimately went to trial. Program data indicates that 72% (26 of 36) of the cases filed in the Mercer County arbitration program for State Fiscal Year 2008 were disposed. This disposition rate is considerably higher than the five year average of 61%, but less than the statewide average of 78%.



**Mercer County  
Five - Year Disposition Trend**



Mercer County

**State Fiscal Year 2008  
Mercer County  
At A Glance Arbitration Caseload  
Information**

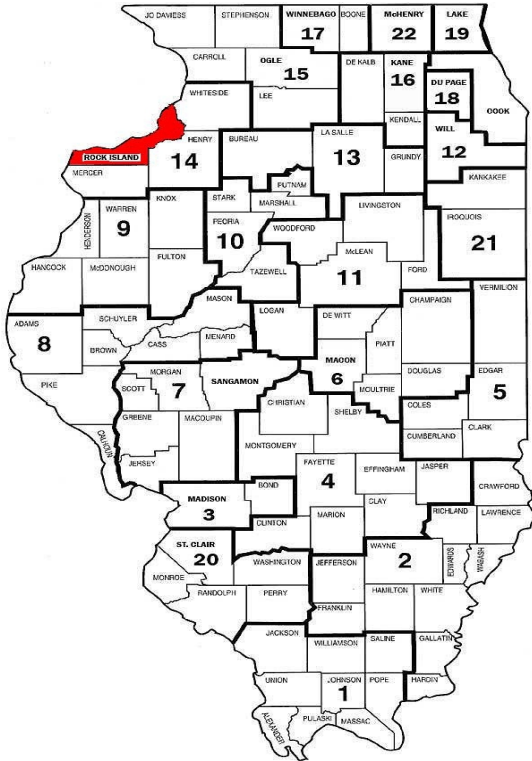
Number of Cases Pending / Referred to Arbitration .....	36
Number of Cases Disposed .....	26
Number of Arbitration Hearings ....	4
Number of Awards Accepted .....	1
Number of Awards Rejected .....	2
Number of Cases Filed in Arbitration which Proceeded to Trial .....	0

The data for Mercer County's 2008 arbitration operations is reflected in the chart to the left. In Mercer County, none of the cases litigated in arbitration proceeded to trial.

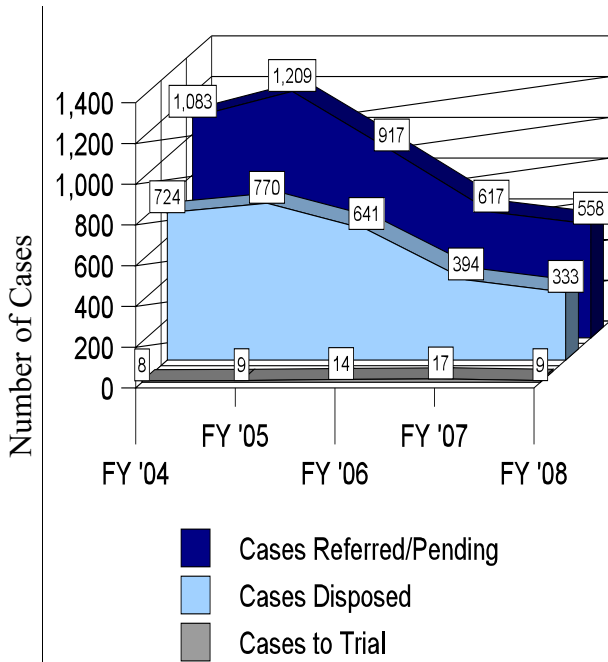
**Fourteenth Judicial Circuit**  
 (Henry, Mercer, Rock Island and Whiteside Counties)

**Rock Island County**

While cases referred to Rock Island County's arbitration program increased in 2005, the same cannot be said for the past three years. The decrease in cases referred to arbitration may be influenced by Supreme Court Rule 281 which, effective January 1, 2006, raised the small claims jurisdiction from \$5,000 to \$10,000. From 2004 through 2008, an annual average of 877 cases have been referred to arbitration.



**Rock Island County  
 Five-Year Disposition Trend**



The chart to the left presents information regarding the total number of cases litigated in arbitration which were resolved during the arbitration process or ultimately went to trial. Program data indicates that 60% (333 of 558) of the cases filed in the Rock Island County arbitration program for State Fiscal Year 2008 were disposed. This disposition rate is lower than the five year average of 65% and significantly less than the statewide average of 78%.

**Rock Island County**



**State Fiscal Year 2008  
Rock Island County  
At A Glance Arbitration Caseload  
Information**

Number of Cases Pending / Referred to Arbitration .....	558
Number of Cases Disposed .....	333
Number of Arbitration Hearings ...	51
Number of Awards Accepted .....	10
Number of Awards Rejected .....	23
Number of Cases Filed in Arbitration which Proceeded to Trial .....	9

The data for Rock Island County's 2008 arbitration operations is reflected in the chart to the left. In Rock Island County, less than 2% of the cases (9 of the 558) filed in arbitration proceeded to trial.



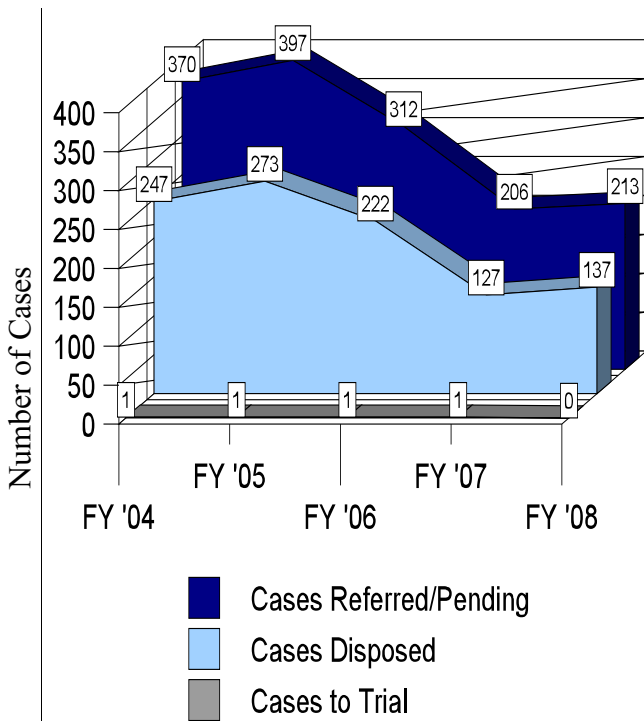
**Fourteenth Judicial Circuit**  
 (Henry, Mercer, Rock Island and Whiteside Counties)

**Whiteside County**

While cases referred to Whiteside County's arbitration program vary annually, an average of 300 cases per year were referred to arbitration over the past five state fiscal years.

The chart to the left presents information regarding the total number of cases litigated in arbitration which were resolved during the arbitration process or ultimately went to trial. Program data indicates that 64% (137 of 213) of the cases filed in the Whiteside County arbitration program for State Fiscal Year 2008 were disposed. This disposition rate is slightly lower than the five year average of 67% and significantly less than the statewide average of 78%.

**Whiteside County**  
**Five-Year Disposition Trend**



**Whiteside County**

**State Fiscal Year 2008  
Whiteside County  
At A Glance Arbitration Caseload  
Information**

Number of Cases Pending /	
Referred to Arbitration . . . . .	213
Number of Cases Disposed . . . . .	137
Number of Arbitration Hearings . . . .	11
Number of Awards Accepted . . . . .	1
Number of Awards Rejected . . . . .	6
Number of Cases Filed in Arbitration which Proceeded to Trial . . . . .	0

The data for Whiteside County's 2008 arbitration operations is reflected in the chart to the left. In Whiteside County, none of the cases filed in arbitration proceeded to trial.

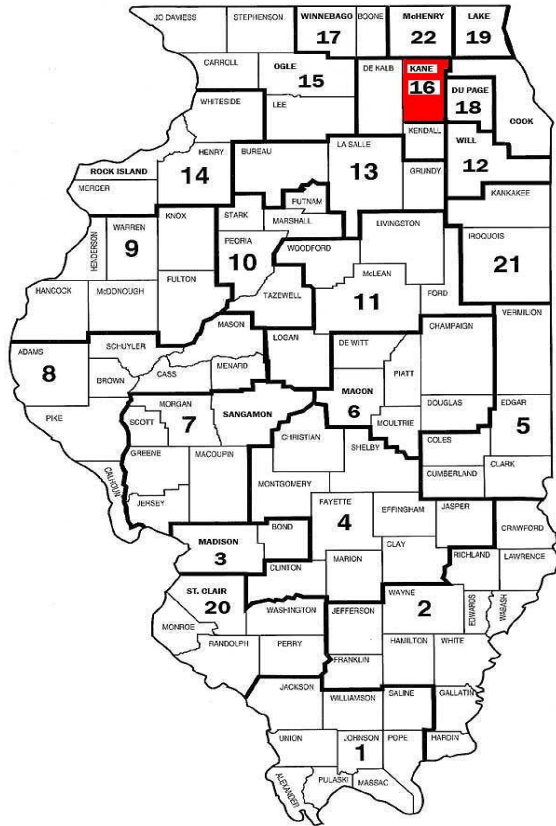
## Sixteenth Judicial Circuit

(Kane County)

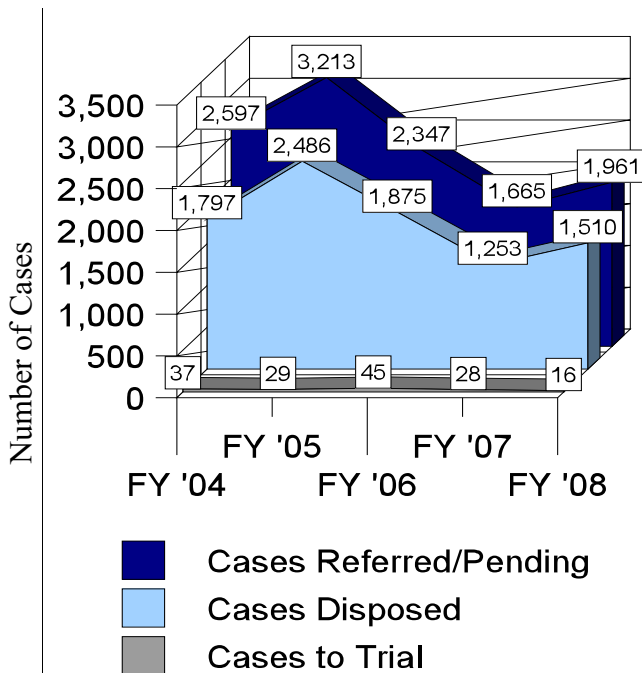
### Arbitration Program Information

The Sixteenth Judicial Circuit consists of DeKalb, Kane and Kendall Counties. During Fiscal Year 1994, the Supreme Court approved the request of Kane County to begin operating a court-annexed mandatory arbitration program. Initial arbitration hearings were held in June 1995. The arbitration center is located in the courthouse in Kane County. A supervising judge is assigned to oversee arbitration matters and is assisted by an arbitration program assistant.

The chart to the left presents information regarding the total number of cases litigated in arbitration which were resolved during the arbitration process or ultimately went to trial. Program data indicates that 77% (1,510 of 1,961) of the cases filed in the Kane County arbitration program for State Fiscal Year 2008 were disposed. This disposition rate is slightly higher than the five year average of 76% and slightly lower than the statewide average of 78%.



**Kane County**  
Five - Year Disposition Trend



**Kane County**

**State Fiscal Year 2008  
Kane County  
At A Glance Arbitration  
Caseload Information**

Number of Cases Pending / Referred to Arbitration . . . . .	1,961
Number of Cases Disposed . . . .	1,510
Number of Arbitration Hearings	237
Number of Awards Accepted . . . .	44
Number of Awards Rejected . . . .	134
Number of Cases Filed in which Proceeded to Trial . . . . .	16

While cases referred to Kane County's arbitration program increased in 2004 and 2005, the same cannot be said for 2006 and 2007. The decrease in cases referred to arbitration may be influenced by Supreme Court Rule 281 which, effective January 1, 2006, raised the small claims jurisdiction from \$5,000 to \$10,000. However, case filings began to rise again in 2008 which may be connected to the general trend in the judicial system wherein case filings increase annually. From 2004 through 2008, an annual average of 2,357 cases have been referred to arbitration.

The data for Kane County's 2008 arbitration operations is reflected in the chart to the left. In Kane County, less than 1% of the cases (16 of the 1,961) filed in arbitration proceeded to trial.



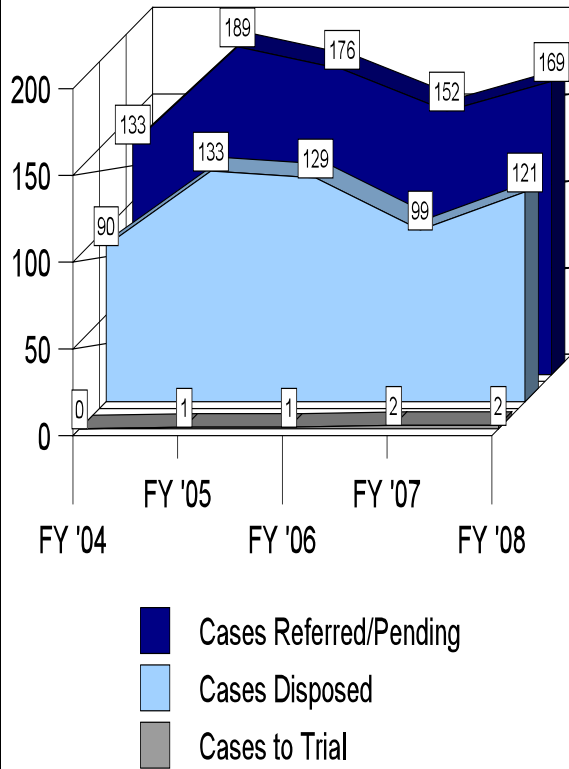
## Seventeenth Judicial Circuit

(Boone and Winnebago Counties)

### Arbitration Program Information

The Seventeenth Judicial Circuit consists of Boone and Winnebago Counties. The arbitration center is located near the courthouse in Rockford, Illinois. In the fall of 1987, court-annexed mandatory arbitration was instituted as a pilot program in Winnebago County, making it the oldest court-annexed arbitration system in the state. The Boone County program began hearing arbitration-eligible matters in February 1995. A supervising judge from each county is assigned to oversee the arbitration programs and is assisted by an arbitration administrator.

**Boone County  
Five-Year Disposition Trend**



The chart to the left presents information regarding the total number of cases litigated in arbitration which were resolved during the arbitration process or ultimately went to trial. Program data indicates that 72% (121 of 169) of the cases filed in the Boone County arbitration program for State Fiscal Year 2008 were disposed. This disposition rate is slightly higher than the five year average of 70% and slightly lower than the statewide average of 78%.

**Boone County**

**State Fiscal Year 2008  
Boone County  
At A Glance Arbitration Caseload  
Information**

Number of Cases Pending / Referred to Arbitration .....	169
Number of Cases Disposed .....	121
Number of Arbitration Hearings ...	12
Number of Awards Accepted .....	4
Number of Awards Rejected .....	4
Number of Cases Filed in Arbitration which Proceeded to Trial .....	2

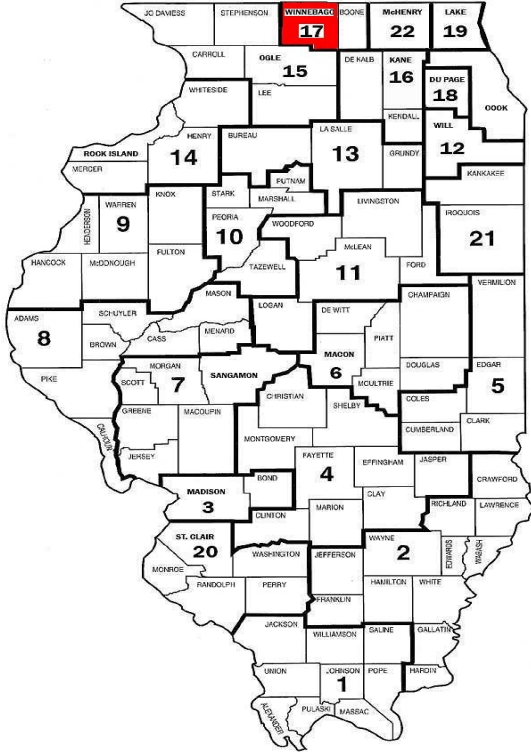
The data for Boone County's 2008 arbitration operations is reflected in the chart to the left. In Boone County, only two cases filed in arbitration proceeded to trial.

## Seventeenth Judicial Circuit

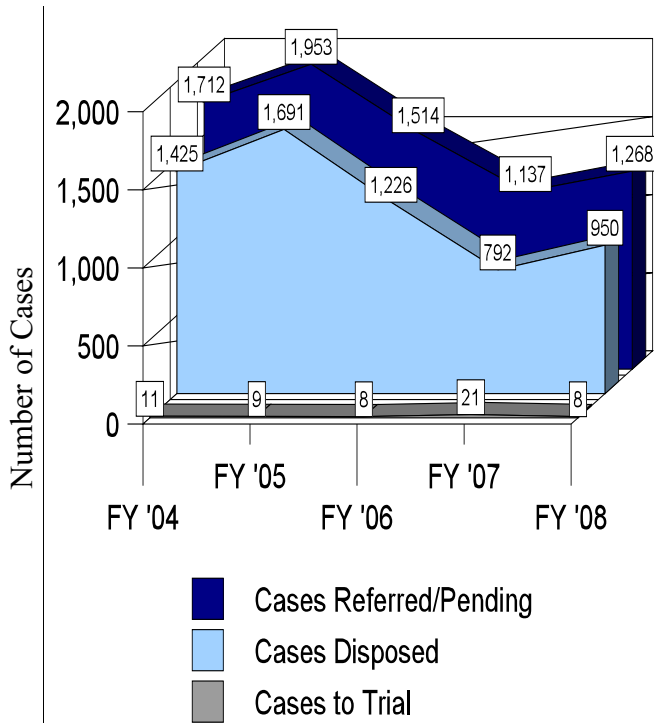
(Boone and Winnebago Counties)

### Winnebago County

While cases referred to Winnebago County's arbitration program increased in 2005, the same cannot be said for 2006 and 2007. The decrease in cases referred to arbitration may be influenced by Supreme Court Rule 281 which, effective January 1, 2006, raised the small claims jurisdiction from \$5,000 to \$10,000. However, case filings began to rise again in 2008 which may be connected to the general trend in the judicial system wherein case filings increase annually. From 2004 through 2008, an annual average of 1,517 cases have been referred to arbitration.



**Winnebago County  
Five-Year Disposition Trend**



The chart to the left presents information regarding the total number of cases litigated in arbitration which were resolved during the arbitration process or ultimately went to trial. Program data indicates that 75% (950 of 1,268) of the cases filed in the Winnebago County arbitration program for State Fiscal Year 2008 were disposed. This disposition rate is slightly lower than the five year average of 80% and the statewide average of 78%.

**Winnebago County**



**State Fiscal Year 2008  
Winnebago County  
At A Glance Arbitration Caseload  
Information**

Number of Cases Pending / Referred to Arbitration .....	1,268
Number of Cases Disposed .....	950
Number of Arbitration Hearings ...	79
Number of Awards Accepted .....	13
Number of Awards Rejected .....	53
Number of Cases Filed in Arbitration which Proceeded to Trial .....	8

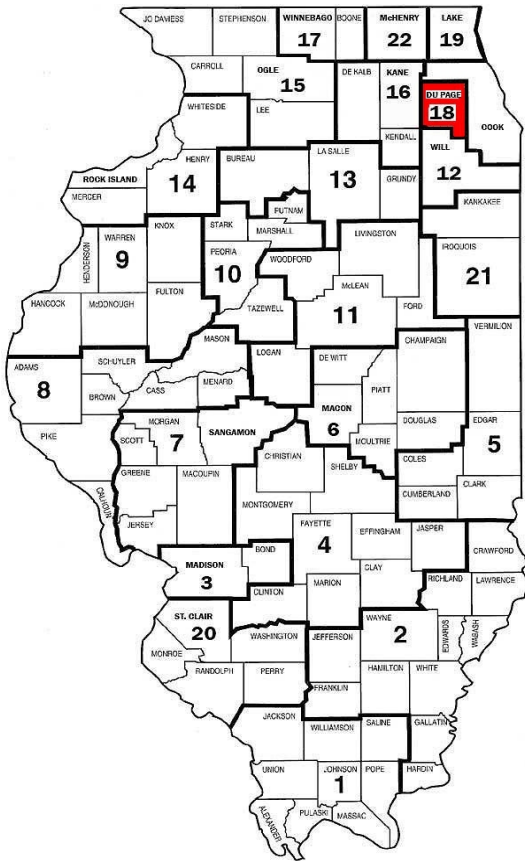
The data for Winnebago County's 2008 arbitration operations is reflected in the chart to the left. In Winnebago County, less than 1% of cases (8 of the 1,268) filed in arbitration proceeded to trial.

## Eighteenth Judicial Circuit

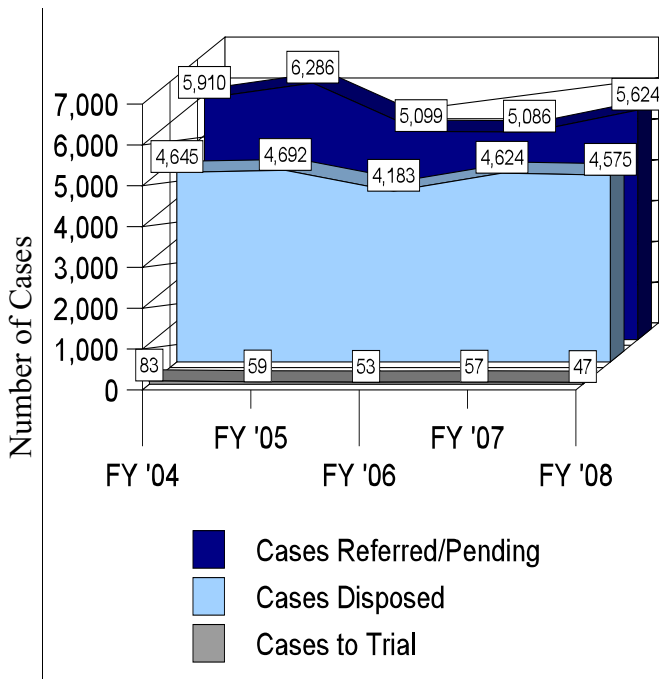
(DuPage County)

### Arbitration Program Information

The Eighteenth Judicial Circuit is a suburban jurisdiction serving the residents of DuPage County. Court-annexed arbitration has become an important resource for assisting the judicial system in the adjudication of civil matters. The Supreme Court approved an arbitration program for the circuit in December 1988. During State Fiscal Year 2002, the Supreme Court authorized DuPage County's arbitration program to permanently operate at the \$50,000 jurisdictional limit. A supervising judge oversees arbitration matters and is assisted by an arbitration program administrator.



**DuPage County  
Five-Year Disposition Trend**



The chart to the left presents information regarding the total number of cases litigated in arbitration which were resolved during the arbitration process or ultimately went to trial. Program data indicates that 81% (4,575 of 5,624) of the cases filed in the DuPage County arbitration program for State Fiscal Year 2008 were disposed. This disposition rate tracks the five year average of 81% and is slightly higher than the statewide average of 78%.

DuPage County

**State Fiscal Year 2008  
DuPage County  
At A Glance Arbitration Caseload  
Information**

Number of Cases Pending / Referred to Arbitration . . . . .	5,624
Number of Cases Disposed . . . .	4,575
Number of Arbitration Hearings .	551
Number of Awards Accepted . . . . .	97
Number of Awards Rejected . . .	330
Number of Cases Filed in Arbitration which Proceeded to Trial . . . . .	47

While cases referred to DuPage County's arbitration program increased annually from 2004 through 2005, the same cannot be said for 2006 and 2007. The decrease in cases referred to arbitration may be influenced by Supreme Court Rule 281 which, effective January 1, 2006, raised the small claims jurisdiction from \$5,000 to \$10,000. However, case filings began to rise again in 2008 which may be connected to the general trend in the judicial system wherein case filings increase annually. From 2004 through 2008, an annual average of 5,601 cases have been referred to arbitration.

The data for DuPage County's 2008 arbitration operations is reflected in the chart to the left. In DuPage County, less than 1% of cases (47 of the 5,624) filed in arbitration proceeded to trial.

## Nineteenth Judicial Circuit (Lake County)

### Arbitration Program Information

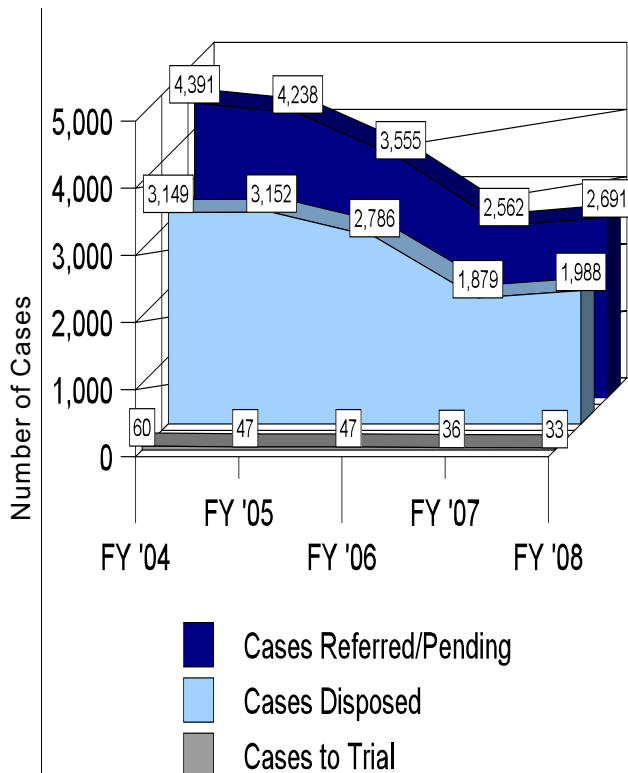
In December 1988, Lake County was approved by the Supreme Court to begin operating an arbitration program. The supervising judge is assisted by an arbitration program administrator and an administrative assistant. Arbitration hearings are conducted in a facility across the street from the Lake County Courthouse in Waukegan.

While cases referred to Lake County's arbitration program vary annually, an average of 3,487 cases per year were referred to arbitration over the past five state fiscal years.

The chart to the left presents information regarding the total number of cases litigated in arbitration which were resolved during the arbitration process or ultimately went to trial. Program data indicates that 74% (1,988 of 2,691) of the cases filed in the Lake County arbitration program for State Fiscal Year 2008 were disposed. This disposition rate is consistent with the five year average of 74% and lower than the statewide average of 78%.



**Lake County  
Five Year Disposition Trend**



**State Fiscal Year 2008  
Lake County  
At A Glance Arbitration Caseload  
Information**

Number of Cases Pending / Referred to Arbitration . . . . .	2,691
Number of Cases Disposed . . . . .	1,988
Number of Arbitration Hearings . . . . .	407
Number of Awards Accepted . . . . .	71
Number of Awards Rejected . . . . .	250
Number of Cases Filed in Arbitration which Proceeded to Trial . . . . .	33

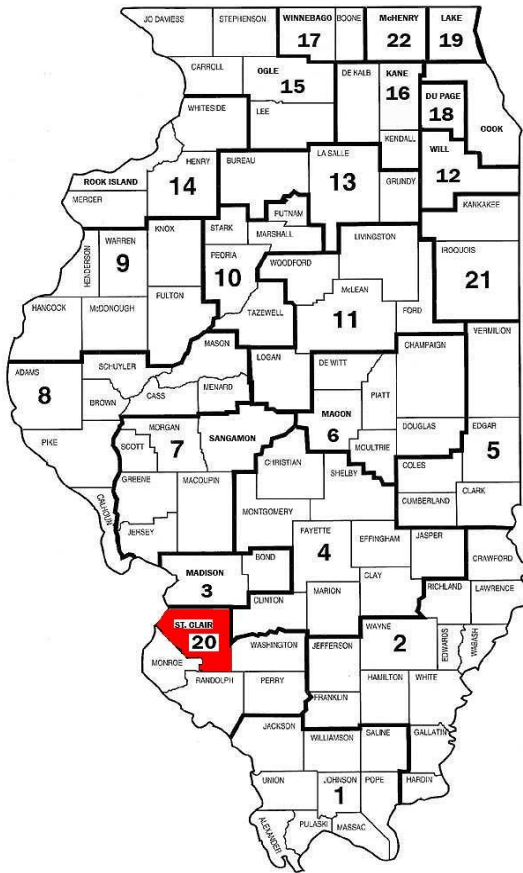
The data for Lake County's 2008 arbitration operations is reflected in the chart to the left. In Lake County, slightly more than 1% of cases (33 of the 2,691) filed in arbitration proceeded to trial.

## Twentieth Judicial Circuit

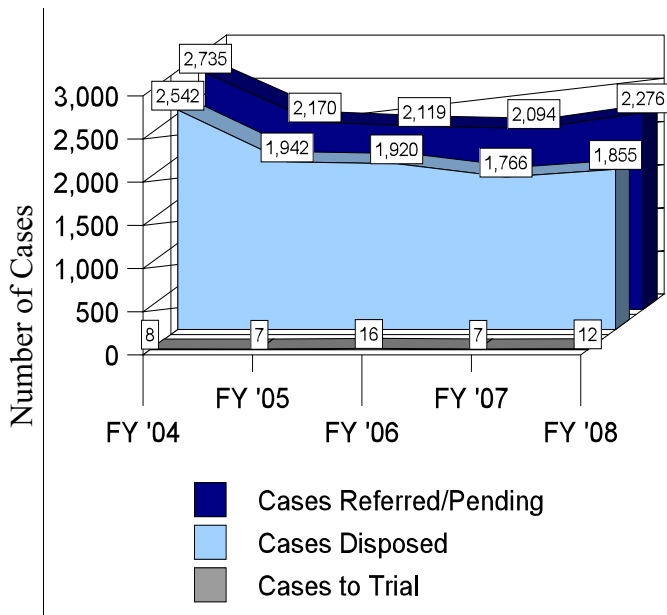
(St. Clair County)

### Arbitration Program Information

The Twentieth Judicial Circuit is comprised of five counties: St. Clair, Perry, Monroe, Randolph and Washington. The Supreme Court approved the request of St. Clair County to begin an arbitration program in May of 1993 and the first hearings were held in February 1994. The arbitration center is located across the street from the St. Clair County Courthouse. A supervising judge is assigned to oversee arbitration matters and is assisted by an arbitration program administrator.



**St. Clair County**  
Five-Year Disposition Trend



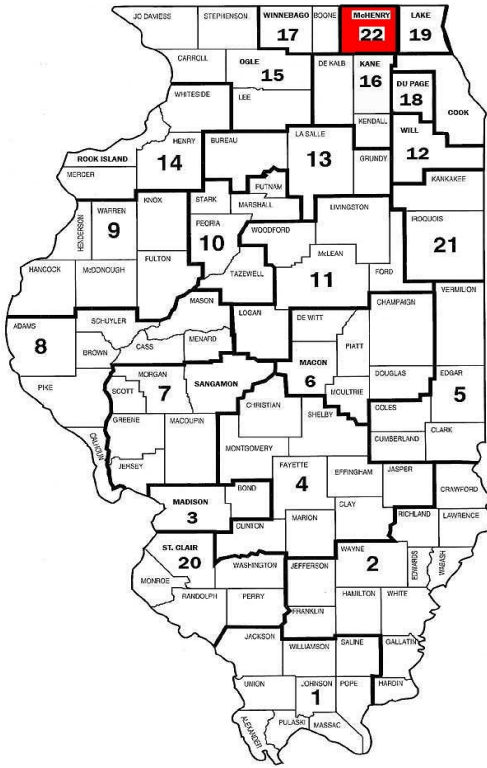
The chart to the left presents information regarding the total number of cases litigated in arbitration which were resolved during the arbitration process or ultimately went to trial. Program data indicates that 82% (1,855 of 2,276 cases were disposed) of the cases filed in the St. Clair County arbitration program for State Fiscal Year 2008 were disposed. This disposition rate is lower than the five year average of 88% and higher than the statewide average of 78%.

St. Clair County

**State Fiscal Year 2008  
St. Clair County  
At A Glance Arbitration Caseload  
Information**

Number of Cases Pending/Referred to Arbitration .....	2,276
Number of Cases Disposed .....	1,855
Number of Arbitration Hearings ...	129
Number of Awards Accepted .....	53
Number of Awards Rejected .....	40
Number of Cases Filed in Arbitration which Proceeded to Trial .....	12

The data for St. Clair County's 2008 arbitration operations is reflected in the chart to the left. In St. Clair County, less than 1% of cases (12 of the 2,276) filed in arbitration proceeded to trial.



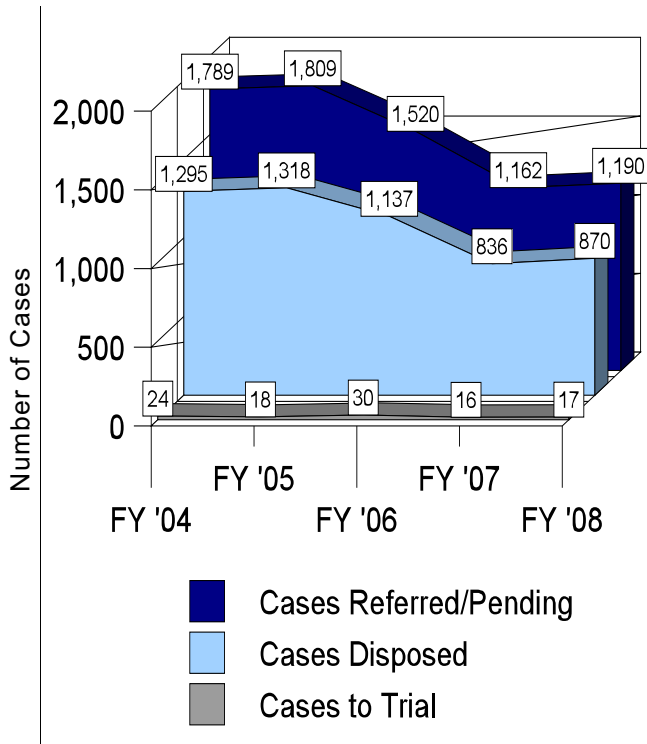
## Twenty-Second Judicial Circuit

### McHenry County

#### Arbitration Program Information

In 1990, McHenry County was approved to operate an arbitration program as a component of the Nineteenth Judicial Circuit's operations. On December 4, 2006, enacted legislation separated Lake and McHenry counties and created the Twenty-Second Judicial Circuit (McHenry County), which is the newest judicial circuit in the state. The supervising judge in McHenry County is assisted by the arbitration program personnel from the Nineteenth Judicial Circuit. Arbitration hearings are conducted in the McHenry County Courthouse in Woodstock.

**McHenry County**  
Five Year Disposition Trend



The chart to the left presents information regarding the total number of cases litigated in arbitration which were resolved during the arbitration process or ultimately went to trial. Program data indicates that 73% (870 of 1,190) of the cases filed in the McHenry County arbitration program for State Fiscal Year 2008 were disposed. This disposition rate is consistent with the five year average of 73% and lower than the statewide average of 78%.

**McHenry County**



**State Fiscal Year 2008  
McHenry County  
At a Glance Arbitration Caseload  
Information**

Number of Cases Pending / Referred to Arbitration .....	1,190
Number of Cases Disposed .....	870
Number of Arbitration Hearings .....	99
Number of Awards Accepted .....	29
Number of Awards Rejected .....	40
Number of Cases Filed in Arbitration which Proceeded to Trial .....	17

While cases referred to McHenry County's arbitration program increased from 2004 through 2005, the same cannot be said for 2006 and 2007. The decrease in cases referred to arbitration may be influenced by Supreme Court Rule 281 which, effective January 1, 2006, raised small claims jurisdiction from \$5,000 to \$10,000. From 2004 through 2008, an annual average of 1,494 cases have been referred to arbitration.

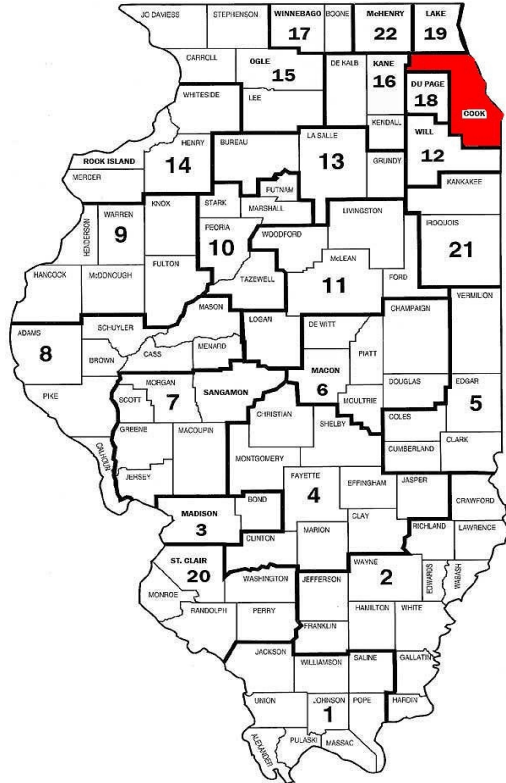
The data for McHenry County's 2008 arbitration operations is reflected in the chart to the left. In McHenry County, slightly more than 1% of the cases (17 of the 1,190) filed in arbitration proceeded to trial.

## Circuit Court of Cook County Arbitration Program Information

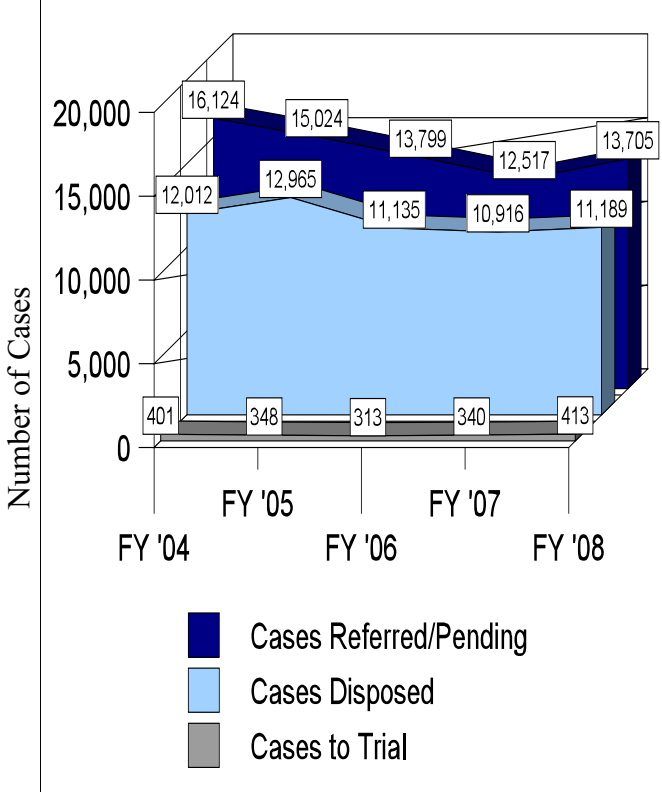
As a general jurisdiction trial court, the Circuit Court of Cook County is the largest unified court in the nation. The Supreme Court granted approval to implement an arbitration program in Cook County in January 1990. The arbitration center is located in downtown Chicago. A supervising judge oversees arbitration program matters and is assisted by an arbitration program administrator and deputy administrator.

While cases referred to Cook County's arbitration program vary annually, an average of 14,234 cases per year were referred to arbitration over the past five state fiscal years.

The chart to the left presents information regarding the total number of cases litigated in arbitration which were resolved during the arbitration process or ultimately went to trial. Program data indicates that 82% (11,189 of 13,705) of the cases filed in the Cook County arbitration program for State Fiscal Year 2008 were disposed. This disposition rate is consistent with the five year average of 82% but higher than the statewide average of 78%.



### Cook County Five-Year Disposition Trend



Cook County

**State Fiscal Year 2008  
Cook County\*  
At A Glance Arbitration Caseload  
Information**

Number of Cases Pending / Referred to Arbitration . . . . .	13,705
Number of Cases Disposed . . . . .	11,189
Number of Arbitration Hearings . . . . .	9,316
Number of Awards Accepted . . . . .	2,061
Number of Awards Rejected . . . . .	4,756
Number of Cases Filed in Arbitration which Proceeded to Trial . . . . .	413

\*Only jurisdiction with a limit of \$30,000 for arbitration cases; others are \$50,000.

The data for Cook County's 2008 arbitration operations is reflected in the chart to the left. In Cook County, only 3% of the cases (413 of the 13,705) filed in arbitration proceeded to trial.

# APPENDICES

**APPENDIX 1**  
**STATE FISCAL YEAR 2008**  
**STATEWIDE PRE-HEARING CALENDAR DATA**

ARBITRATION PROGRAM	CASES PENDING HEARING 07/01/07 AS REPORTED	CASES REFERRED TO ARBITRATION	TOTAL CASES ON CALENDAR	PRE-HEARING DISPOSITIONS	PERCENT OF CASES ON PRE-HEARING CALENDAR DISPOSED PRIOR TO ARBITRATION HEARING	ARBITRATION HEARING	PERCENT AGE REFERRED TO HEARING	CASES PENDING HEARING 06/30/08
Boone	47	115	162	109	67%	12	7%	41
Cook	2,868	10,837	13,705	3,767	27%	9,316	68%	622
DuPage	1,570	4,014	5,584	4,059	73%	551	10%	974
Ford	10	45	55	45	82%	4	7%	6
Henry	29	74	103	71	69%	4	4%	28
Kane	162	1,577	1,739	1,313	76%	237	14%	189
Lake	521	2,035	2,556	1,599	63%	407	16%	550
Madison	294	915	1,209	713	59%	109	9%	387
McHenry	261	873	1,134	768	68%	99	9%	267
McLean	269	953	1,222	788	64%	56	5%	378
Mercer	19	17	36	22	61%	4	11%	10
Rock Island	175	350	525	280	53%	51	10%	194
St. Clair	263	1,955	2,218	1,727	78%	129	6%	362
Whiteside	69	135	204	126	62%	11	5%	67
Will	650	1,666	2,316	1,432	62%	225	10%	659
Winnebago	286	958	1,244	884	71%	79	6%	281

**APPENDIX 2**  
**STATE FISCAL YEAR 2008**  
**STATEWIDE POST-HEARING CALENDAR DATA**

ARBITRATION PROGRAM	CASES PENDING ON POST-HEARING CALENDAR 07/01/07 AS REPORTED	CASES ADDED	JUDGMENT ON AWARD	POST-HEARING PRE-REJECTION DISPOSITION DISMISSED	AWARDS REJECTED	AWARDS REJECTED AS A PERCENTAGE OF HEARINGS	TOTAL CASES AS A PERCENTAGE OF ALL WHICH WERE REJECTED 07/01/07 THROUGH 06/30/08	CASES PENDING 06/30/08
Boone	2	12	4	4	4	33%	2%	2
Cook	Data not available	9,316	2,061	3,253	4,756	51%	35%	Data not available
DuPage	40	551	97	119	330	60%	6%	45
Ford	1	4	2	1	1	25%	2%	1
Henry	0	4	1	1	2	50%	2%	0
Kane	38	237	44	50	134	57%	8%	47
Lake	60	412	71	87	250	61%	10%	64
Madison	0	109	58	12	28	26%	2%	11
McHenry	13	101	29	31	40	40%	4%	14
McLean	15	56	30	7	12	21%	less than 1%	22
Mercer	0	4	1	1	2	50%	6%	0
Rock Island	8	51	10	20	23	45%	4%	6
St. Clair	15	129	53	37	40	31%	2%	14
Whiteside	4	11	1	6	6	55%	3%	2
Will	42	226	49	68	123	55%	5%	28
Winnebago	7	79	13	16	53	67%	4%	4

**APPENDIX 3**  
**STATE FISCAL YEAR 2008**  
**STATEWIDE POST-REJECTION CALENDAR DATA**

ARBITRATION PROGRAM	CASES PENDING ON POST-REJECTION CALENDAR 07/01/07 AS REPORTED	CASES ADDED	PRE-TRIAL POST-REJECTION DISPOSITIONS DISMISSALS	TRIALS	PERCENT OF TOTAL CASES ON PRE-HEARING CALENDAR PROGRESSING TO TRIAL 07/01/07 THROUGH 06/30/08	CASES PENDING 06/30/08
Boone	5	4	4	2	1%	3
Cook	Data not available	4,756	2,108	413	3%	2,235
DuPage	Data not available	330	300	47	less than 1%	136
Ford	0	1	0	1	2%	0
Henry	0	2	1	1	less than 1%	0
Kane	184	134	103	16	less than 1%	199
Lake	75	254	231	33	1%	65
Madison	0	27	3	4	less than 1%	20
McHenry	43	41	42	17	1%	25
McLean	22	13	14	6	less than 1%	15
Mercer	0	2	2	0	0%	0
Rock Island	25	23	23	9	2%	16
St. Clair	43	40	38	12	less than 1%	33
Whiteside	5	6	4	0	0%	7
Will	67	123	97	30	1%	63
Winnebago	17	53	37	8	less than 1%	25

**APPENDIX 4**  
**Percentage of Arbitration Eligible Cases in**  
**Total Civil Case Filings by County**

<b>Mandatory Arbitration Program</b>	<b>Civil Cases Filed in State Fiscal Year 2008</b>	<b>Arbitration Eligible Cases in State Fiscal Year 2008</b>	<b>Percentage of Arbitration Eligible Cases in Total Civil Case Filings</b>
Boone County	2,258	115	5%
Cook County	399,172	10,837	3%
DuPage County	33,445	4,014	12%
Ford County	464	45	10%
Henry County	2,152	74	3%
Kane County	20,472	1,577	8%
Lake County	29,195	2,035	7%
Madison County	16,805	915	5%
McHenry County	12,447	873	7%
McLean County	7,849	953	12%
Mercer County	656	17	3%
Rock Island County	8,387	350	4%
St. Clair County	17,909	1,955	11%
Whiteside County	3,437	135	4%
Will County	31,178	1,666	5%
Winnebago County	18,523	958	5%

The table above demonstrates the percentage of arbitration eligible cases in the total civil case filings for each county with a mandatory arbitration program. Statewide statistics indicate that a total 26,519 cases were arbitration eligible out of the 604,349 civil cases filed in counties with a mandatory arbitration program in State Fiscal Year 2008. A statewide average of 4% of the total civil cases filed in court-annexed mandatory arbitration counties were eligible for arbitration proceedings.