



**2014
Annual Report
of the Illinois Courts**

*S
t
a
t
i
s
t
i
c
a
l

S
u
m
m
a
r
y

2
0
1
4*



Supreme Court of Illinois
Administrative Office of the Illinois Courts
www.illinoiscourts.gov

Statistical Summary

Cover Design: “Law and Knowledge” — “Justice and Power” by Charles J. Mulligan (1866-1916) One of two statues face visitors as they enter the main (north) entrance of the Supreme Court Building in Springfield. The one on the right, “Law and Knowledge” [front cover] and the other statue to the left, [back cover] “Justice and Power” were completed sometime between 1908 and 1910. Sculptor Charles J. Mulligan was born in Ireland and arrived in Chicago in 1872 with his father James. His start as a sculptor began by modeling clay dug from the Illinois & Michigan Canal, and later as a marble-cutter in Chicago. He studied under Lorado Taft at the Art Institute of Chicago and Alexander Falguiere in Paris, France. He succeeded Taft as the head of the Department of Sculpture at the Institute and served in that role until his death. Some of his other works appear in Garfield Park, Chicago (Lincoln as a Railsplitter and the John F. Finnerty statues); Riverview Park, Quincy (General George Rogers Clark statue); and Rosemond Grove Cemetery, Rosemond (Lincoln the Orator statue).

Photos provided by Artistic Portraits.

ANNUAL REPORT OF THE ILLINOIS COURTS

STATISTICAL SUMMARY - 2014

Compiled and Published by the
Administrative Office of the Illinois Courts
3101 Old Jacksonville Road
Springfield, Illinois 62704
(217) 558-4490

ACKNOWLEDGMENTS

The Administrative Office of the Illinois Courts gratefully acknowledges and sincerely appreciates the efforts of the clerks of the circuit, appellate, and supreme courts, and probation managers throughout the state for their contributions to this summary. Over two thousand eight hundred reports were prepared and submitted to the Administrative Office by the various clerks and probation managers.

For more detailed information, or for information which does not appear in this publication, the reader is directed to the clerk of the appropriate court or probation manager.

CONTENTS

Title Page.....	i
Acknowledgments.....	ii
Contents.....	iii

CIRCUIT COURTS OF ILLINOIS

Map of Judicial Circuits of Illinois.....	3
Directory of Circuit Clerks of Illinois	4
Graphical Presentation of Five-Year Trends -- Total Caseload and Selected Case Categories	7
Case Types Within Case Categories.....	8
Caseload, Clearance Rate and Statistical Records of the Circuit Courts of Illinois	13
Caseload Summaries by Circuit	14
Case Filing Ratio: Judge/Population	15
Clearance Rates by Circuit and Case Category -- Five-Year Trends	16
Civil and Domestic Relations Caseload Statistics by County	20
Criminal and Quasi-Criminal Caseload Statistics by County.....	34
Juvenile Caseload Statistics by County	48
Age of Pending Cases by Case Category Downstate Circuits	55
Law Case Dispositions by Circuit	56
Law Case Dispositions by County	57
Time Lapse: Case Filing to Date of Verdict Law Jury Verdicts Over \$50,000.....	60
Felony Dispositions and Sentences by County.....	61
Financial Summary of the Circuit Courts of Illinois	65
Circuit Clerk Fees and Other Revenue by County	66
Circuit Clerk Cost of Operating by County.....	69
Circuit Clerk Disbursement of Funds by County	
Fines, Penalties, Assessments and Forfeitures	72
Fees of Others	87
Miscellaneous Disbursements	93
Mandatory Arbitration.....	99
Mandatory Arbitration Program Statistics.....	101
Mandatory Arbitration Circuit Caseload	102
Mandatory Arbitration Program Statistics.....	106
Adult and Juvenile Probation and Supervised Pretrial Release.....	107
Abbreviations	108
Active Adult Caseload.....	109
Statewide Active Adult Caseload Graph.....	111
Active Adult Intensive Probation Supervision (IPS) Caseload	112
Active Specialized DUI Program Caseload.....	112
Adult Supervised Pretrial Release	113
Adult Investigations Report.....	116
Adult Probation - Programs Ordered.....	119
Statewide Adult Programs Ordered Graph.....	121
Adult Risk Classification.....	122
Adult Risk Classification Graph.....	124
Active Juvenile Caseload	125
Active Juvenile Intensive Probation Supervision (IPS) Caseload	127
Statewide Active Juvenile Caseload Graph.....	128
Statewide Juvenile Investigations Graph.....	128
Juvenile Risk Classification	129
Juvenile Risk Classification Graph	131

Juvenile Investigations Report	132
Juvenile Court Activity	
Juvenile Petitions Continued Under Supervision/Adjudications.....	135
Juvenile Programs Ordered	138
Juvenile Placements	141

APPELLATE COURT OF ILLINOIS

Map of Appellate and Supreme Court Judicial Districts and Directory of Appellate Clerks	146
--	-----

Graphical Presentation of Five-Year Trends -- Total Caseload and Caseload by District.....	147
---	-----

Caseload and Statistical Records.....	151
Caseload Summary by District	152
Case Dispositions by District	153
Method of Case Disposition	154
Time Lapse: Case Filing to Disposition	155
Time Lapse: Brief Filing to Disposition.....	156
Opinions and Rule 23 Orders	157

SUPREME COURT OF ILLINOIS

Caseload and Statistical Records -- Five-Year Trends and 2014 Data	159
Case Filings and Dispositions	160
Table 1: Summary of Case Filings and Final Dispositions, 2010 – 2014.....	163
Table 2: Summary of Petitions for Leave to Appeal and/or Appeal as a Matter of Right Under Rules 315/317 - General Docket, 2010 – 2014	164
Table 3: Mandatory Jurisdiction Appeals - General Docket, 2010 – 2014	165
Table 4: General Docket, People and Civil Cases, 2010 – 2014	165
Table 5: Summary of the Call of the Docket, 2010 – 2014.....	166
Table 6: Summary of Opinions, 2010 – 2014	167
Table 7: Summary of Rehearings, 2010 – 2014.....	167
Table 8: Attorney Disciplinary Cases, Calendar Year 2014.....	168
Figure 1: Filings, 2010 – 2014	169
Figure 2: Petitions for Leave to Appeal Filed as a Percent of Appeals Decided by Appellate Court Opinion or Rule 23 Order, 2010 – 2014.....	169

CIRCUIT COURTS OF ILLINOIS

MAP OF JUDICIAL CIRCUITS OF ILLINOIS



DIRECTORY OF CIRCUIT CLERKS OF ILLINOIS

<u>County</u>	<u>Clerk of the Court</u>	<u>Mailing Address</u>	<u>City & Zip</u>	<u>Judicial Circuit</u>	<u>2014. Est. U.S. Census</u>	<u>Telephone</u>
Adams	Lori Geschwandner	521 Vermont Street	Quincy 62301-2934	8	66,988	217/277-2100
Alexander	Paul L. Jones	2000 Washington Avenue	Cairo 62914	1	7,492	618/734-0107
Bond	Rex Catron	200 West College Ave.	Greenville 62246	3	17,269	618/664-3208
Boone	Nora L. Ohlsen	601 North Main, #303	Belvidere 61008-2644	17	53,869	815/544-0371
Brown	Rhonda Johnson	200 Court Street, Rm 5	Mt. Sterling 62353-1233	8	6,832	217/773-2713
Bureau	Mary C. Dremann	700 South Main Street	Princeton 61356-2037	13	33,840	815/872-2001
Calhoun	Yvonne M. Macauley	P.O. Box 486	Hardin 62047-0486	8	4,956	618/576-2451
Carroll	Sherri A. Miller	301 North Main St, Box 32	Mt. Carroll 61053-0032	15	14,715	815/244-0230
Cass	Chere Kay Garner	P.O. Box 203	Virginia 62691-0203	8	13,156	217/452-7225
Champaign	Katie Blakeman	101 East Main Street	Urbana 61801-2736	6	207,133	217/384-3725
Christian	Julie Mayer	101 South Main, Box 617	Taylorville 62568-0617	4	33,892	217/824-4966
Clark	Kathy Ramsey	P.O. Box 187	Marshall 62441-0187	5	16,180	217/826-2811
Clay	Crystal Ballard	111 Chestnut, Box 100	Louisville 62858-0100	4	13,520	618/665-3523
Clinton	Rod Kloeckner	850 Fairfax Street	Carlyle 62231	4	37,857	618/594-2464
Coles	Melissa Hurst	651 Jackson Ave., Room 128	Charleston 61920	5	53,320	217/348-0516
Cook	Dorothy Brown	50 W. Washington, Room 1001	Chicago 60602-1305	Cook	5,246,456	312/603-5030
Crawford	Angela Reinoehl	P.O. Box 655	Robinson 62454-0655	2	19,393	618/544-3512
Cumberland	Rhonda M. Wilson	1 Courthouse Square, Room 107	Toledo 62468-0145	5	10,833	217/849-3601
DeKalb	Maureen A. Josh	133 West State Street	Sycamore 60178-1416	23	105,462	815/895-7138
DeWitt	Pamela Barnes	201 W. Washington Street	Clinton 61727-0439	6	16,284	217/935-7750
Douglas	Julie Mills	401 South Center, Box 50	Tuscola 61953-0050	6	19,889	217/253-2352
DuPage	Chris Kachiroubas	P.O. Box 707	Wheaton 60189-0707	18	932,708	630/407-8700
Edgar	Sandra K Willett	115 West Court Street, Room M	Paris 61944-1739	5	17,841	217/466-7447
Edwards	Patsy Taylor	50 E. Main Street, Suite 7	Albion 62806-1262	2	6,617	618/445-2016
Effingham	John Niemerg	120 W. Jefferson Ave., Suite 101	Effingham 62401-0586	4	34,320	217/342-4065
Fayette	Kathleen Emerick	221 South Seventh Street	Vandalia 62471-2755	4	21,870	618/283-5009
Ford	Kim Evans	200 West State	Paxton 60957-0080	11	13,688	217/379-9420
Franklin	Nancy Hobbs	P. O. Box 485	Benton 62812-0485	2	39,411	618/439-2011
Fulton	Mary C. Hampton	Box 152	Lewistown 61542-0152	9	36,007	309/547-3041
Gallatin	Brittney Capeheart	P.O. Box 249	Shawneetown 62984-0249	2	5,291	618/269-3140
Greene	Shirley Thornton	519 North Main Street	Carrollton 62016	7	13,434	217/942-3421
Grundy	Karen Slattery	P.O. Box 707	Morris 60450	13	50,425	815/941-3258
Hamilton	Beth Sandusky	100 S. Jackson Street	McLeansboro 62859	2	8,296	618-643-3224
Hancock	John Neally	P.O. Box 189	Carthage 62321	9	18,564	217/357-2616

DIRECTORY OF CIRCUIT CLERKS OF ILLINOIS

<u>County</u>	<u>Clerk of the Court</u>	<u>Mailing Address</u>	<u>City & Zip</u>	<u>Judicial Circuit</u>	<u>2014. Est. U.S. Census</u>	<u>Telephone</u>
Hardin	Nancy Pennell	P.O. Box 308	Elizabethtown 62931	2	4,129	618/287-2735
Henderson	Sandra Keane	P.O. Box 546	Oquawka 61469-0546	9	6,916	309/867-3121
Henry	Jackie Oberg	307 West Center	Cambridge 61238	14	49,635	309/937-3496
Iroquois	Lisa Hines K.	550 South Tenth Street	Watseka 60970	21	28,879	815/432-6950
Jackson	Cindy R. Svanda	P.O. Box 730	Murphysboro 62966	1	59,677	618/687-7300
Jasper	Jamie Blake	100 West Jourdan	Newton 62448-1973	4	9,623	618/783-2524
Jefferson	John Scott	P.O. Box 1266	Mt. Vernon 62864-1266	2	38,534	618/244-8008
Jersey	Charles E. Huebner	201 West Pearl Street	Jerseyville 62052-1852	7	22,571	618/498-5571
Jo Daviess	Sharon Wand	330 North Bench Street	Galena 61036-1828	15	22,254	815-777-0037
Johnson	Ryan M. O'Neal	401 Court Street, Suite A	Vienna 62995-0517	1	12,601	618/658-4751
Kane	Thomas Hartwell	540 S. Randall Rd.	St. Charles 60174	16	527,306	630/232-3413
Kankakee	Sandra Cianci	450 East Court Street	Kankakee 60901	21	111,375	815/936-5700
Kendall	Becky Morganegg	807 W. John Street	Yorkville 60560	23	121,350	630/553-4183
Knox	Kelly Cheesman	200 South Cherry Street	Galesburg 61401	9	52,069	309/345-6719
Lake	Keith Brin	18 North County Street	Waukegan 60085-4369	19	705,186	847/377-3380
LaSalle	Andrew F. Skoog	119 W. Madison, Room 201	Ottawa 61350	13	111,241	815/434-8671
Lawrence	Peggy Frederick	1100 State Street	Lawrenceville 62439	2	16,519	618/943-2815
Lee	Denise A. McCaffrey	309 S. Galena Ave, Suite 320	Dixon 61021-0325	15	34,735	815/284-5234
Livingston	Judith K. Cremer	110 N Main Street	Pontiac 61764	11	37,903	815/844-2602
Logan	Mary Kelley	P.O. Box 158	Lincoln 62656	11	29,746	217/735-2376
McDonough	Kimberly Wilson	#1 Courthouse Square	Macomb 61455	9	31,880	309/837-4889
McHenry	Katherine M. Keefe	2200 N. Seminary Ave., Room 352	Woodstock 60098	22	307,283	815/334-4310
McLean	Don R. Everhart, Jr.	104 West Front St., Room 404	Bloomington 61701	11	174,061	309/888-5301
Macon	Lois Durbin	253 East Wood Street	Decatur 62523	6	108,350	217/424-1454
Macoupin	Mike Mathis	P.O. 197	Carlinville 62626-0197	7	46,453	217/854-3211
Madison	Mark Von Nida	155 North Main Street	Edwardsville 62025	3	266,560	618/692-6240
Marion	Ronda Yates	P.O. Box 130	Salem 62881	4	38,571	618/548-3856
Marshall	Gina M. Noe	122 N. Prairie, Box 328	Lacon 61540-0328	10	12,014	309/246-6435
Mason	Michael D. Roat	125 N. Plum	Havana 62644	8	13,898	309/543-6619
Massac	Larry Grace	P.O. Box 152	Metropolis 62960	1	14,905	618/524-5011
Menard	Penny Hoke	P.O. Box 466	Petersburg 62675-0466	8	12,570	217/632-2615
Mercer	Jeff Benson	100 Southeast 3rd Street	Aledo 61231	14	15,945	309/582-7122
Monroe	Sandra Sauget	100 South Main St., Rm. 115	Waterloo 62298	20	33,722	618/939-8681
Montgomery	Holly Lemons	120 N. Main Street, Rm. 125	Hillsboro 62049	4	29,359	217/532-9546

DIRECTORY OF CIRCUIT CLERKS OF ILLINOIS

<u>County</u>	<u>Clerk of the Court</u>	<u>Mailing Address</u>	<u>City & Zip</u>	<u>Judicial Circuit</u>	<u>2014. Est. U.S. Census</u>	<u>Telephone</u>
Morgan	Theresa Lonergan	P.O. Box 1120	Jacksonville 62651	7	34,929	217/243-5419
Moultrie	Cynthia Braden	10 South Main St., Suite 7	Sullivan 61951	6	14,837	217/728-4622
Ogle	Kimberly A. Stahl	106 S. 5th, Suite 300	Oregon 61061	15	52,085	815/732-3201
Peoria	Robert M. Spears	324 Main St., Rm. G-22	Peoria 61602	10	187,319	309/672-6989
Perry	Kimberly J. Kellerman	P.O. Box 219	Pinckneyville 62274	20	21,672	618/357-6726
Piatt	Charles A. Barre	101 W. Washington St., Box 288	Monticello 61856-0288	6	16,431	217/762-4966
Pike	Debbie Dugan	100 East Washington	Pittsfield 62363	8	16,022	217/285-6612
Pope	Sean M. Goins	310 Main Street, Box 438	Golconda 62938	1	4,276	618/683-3941
Pulaski	Cindy Kennedy	500 Illinois Ave.	Mound City 62963	1	5,815	618/748-9300
Putnam	Cathy J. Oliveri	120 North 4th Street	Hennepin 61327	10	5,814	815/925-7016
Randolph	Sherry Johnson	#1 Taylor Street, Rm. 302	Chester 62233	20	32,869	618/826-5000
Richland	Zach Holder	103 West Main Street #21	Olney 62450	2	16,061	618/392-2151
Rock Island	Lisa L. Bierman	P.O. Box 5230	Rock Island 61204-5230	14	146,063	309/786-4451
St. Clair	Kahalal Clay	10 Public Square	Belleville 62220	20	265,729	618/277-6832
Saline	Randy Nyberg	10 East Poplar Street	Harrisburg 62949	1	24,612	618/253-5096
Sangamon	Anthony Libri	200 South 9th Street, Rm. 405	Springfield 62701	7	198,997	217/753-6674
Schuyler	Elaine Boyd	P.O. Box 80	Rushville 62681-0189	8	7,330	217/322-4633
Scott	Staci J. Evans	35 East Market Street	Winchester 62694	7	5,204	217/742-5217
Shelby	Susan Arthur	P.O. Box 469	Shelbyville 62565	4	22,048	217/774-4212
Stark	Marian E. Purtscher	130 West Main St., Box 426	Toulon 61483	10	5,813	309/286-5941
Stephenson	Bonnie Curran	15 North Galena Avenue	Freeport 61032	15	46,435	815/235-8266
Tazewell	Lincoln C. Hobson	342 Court Street	Pekin 61554	10	135,707	309/477-2214
Union	Lorraine Moreland	309 W. Market St., Rm 101	Jonesboro 62952	1	17,447	618/833-5913
Vermilion	Dennis Gardner	7 North Vermilion St	Danville 61832	5	79,728	217/554-7700
Wabash	Angela K. Crum	401 Market Street, P.O. Box 997	Mt. Carmel 62863	2	11,549	618/262-5362
Warren	Denise L. Schreck	100 West Broadway	Monmouth 61462	9	17,874	309/734-5179
Washington	Cynthia Barczewski	125 East Elm Street	Nashville 62263	20	14,337	618/327-4800
Wayne	Sharon L. Gualdoni	307 East Main Street	Fairfield 62837-0096	2	16,543	618/842-7684
White	Kelly Fulkerson	P.O. Box 310	Carmi 62821	2	14,374	618/382-2321
Whiteside	Susan E. Ottens	200 East Knox Street	Morrison 61270	14	56,876	815/772-5188
Will	Pamela J. McGuire	14 W. Jefferson Street	Joliet 60432	12	685,419	815/727-8592
Williamson	Stuart Hall	200 West Jefferson, Suite 100	Marion 62959	1	67,008	618/997-1301
Winnebago	Thomas Klein	400 West State St., Room 100	Rockford 61101	17	288,542	815/319-4500
Woodford	Carol Newtonson	P.O. Box 284	Eureka 61530	11	39,187	309/467-3312

**GRAPHICAL PRESENTATION
OF
FIVE-YEAR TRENDS
--
TOTAL CASELOAD
AND
SELECTED CASE CATEGORIES**

DEFINITION OF CASE CATEGORIES

Effective January 1, 1996

CIVIL CATEGORY

- AR** An Arbitration case number shall be assigned to every arbitration-eligible case at the time it is filed. NOTE: This case category shall be used only by counties that have initiated Mandatory Arbitration as defined by Supreme Court Rules 86 through 95.
- CH** A Chancery case number shall be assigned to a complaint for equitable relief in matters such as foreclosures, trusts, and title to real property.
- ED** An Eminent Domain case number shall be assigned to proceedings involving compensation to an owner for property taken for public use.
- L** A Law case number shall be assigned to tort, contract, and a variety of other actions in which the damages sought are greater than \$50,000.
- LM** A Law Magistrate case number shall be assigned to tort, contract, and a variety of other actions in which the damages sought are \$50,000 or less.
- MC** Each Municipal Corporation shall have one permanent case number and file folder for routine matters to be considered by the court. This file will contain such matters as organization, appointment of officers, approval of bonds, and routine orders confirming annexation.
- MH** A Mental Health case number shall be assigned to proceedings involving commitment, discharge, or restoration to legal status.
- MR** A Miscellaneous Remedy case number shall be assigned to complaints seeking review of administrative decisions (other than of a tax commission) and a variety of other actions that include change of name, habeas corpus, and extradition.
- P** A Probate case number shall be assigned to estates of decedents and guardianship matters.
- SC** A Small Claim case number shall be assigned to "... a civil action based on either tort or contract for money not in excess of \$10,000, exclusive of interest and costs, or for the collection of taxes not in excess of that amount" (Supreme Court Rule 281.)
- TX** A Tax case number shall be assigned to the annual tax sale and a variety of other actions relating to the collection of taxes. Petitions for tax deeds and objections are part of the annual tax sale proceeding and will be assigned sub-numbers of the annual tax sale case number.

DOMESTIC RELATIONS CATEGORY

- AD** An Adoption case number shall be assigned to every adoption case.
- D** A Dissolution case number shall be assigned to a complaint for dissolution of marriage, annulment, or separate maintenance.
- F** A Family case number shall be assigned to a variety of matters including proceedings to establish the parent-child relationship, notice to putative fathers, and certain actions relating to child support. NOTE: Petitions for orders of protection filed as separate cases are filed under the OP category.
- OP** An Order of Protection case number shall be assigned to any petition for an order of protection or civil no contact order that is filed separately from an existing case. NOTE: If it is the practice of a county or circuit not to file orders of protection in existing criminal or civil cases, that practice may be continued and all petitions for orders of protection should be given an OP number.

JUVINILE CATEGORY

- J** A Juvenile case number shall be assigned to any proceeding initiated under the Juvenile Court Act of 1987 (705 ILCS 405/1- 1 *et. seq.*) except those defined by the JA and JD categories below.
- JA** A Juvenile Abuse and Neglect case number shall be assigned to all cases involving a neglected or abused minor as defined by the Juvenile Court Act of 1987 (705 ILCS 405/2-3(1) and (2)).
- JD** A Juvenile Delinquency case number shall be assigned to all cases involving a delinquent minor as defined by the Juvenile Court Act of 1987 (705 ILCS 405/5-105).

CRIMINAL CATEGORY

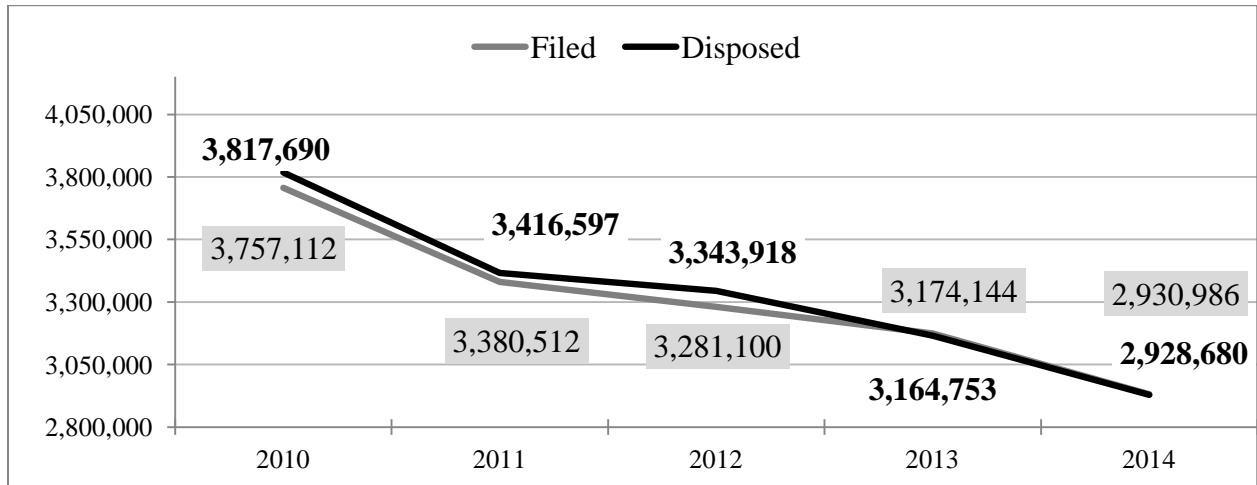
- CF** A Felony case number shall be assigned when a complaint, information or indictment is filed in which at least one count charges a felony.
- CM** A Misdemeanor case number shall be assigned when a case is filed in which the most serious charge carries a penalty of less than one year imprisonment.
- DT** A Driving Under the Influence case number shall be assigned to any case charging a violation of a statute, ordinance, or regulation governing driving under the influence of alcohol, other drug, or combination thereof.

QUASI-CRIMINAL CATEGORY

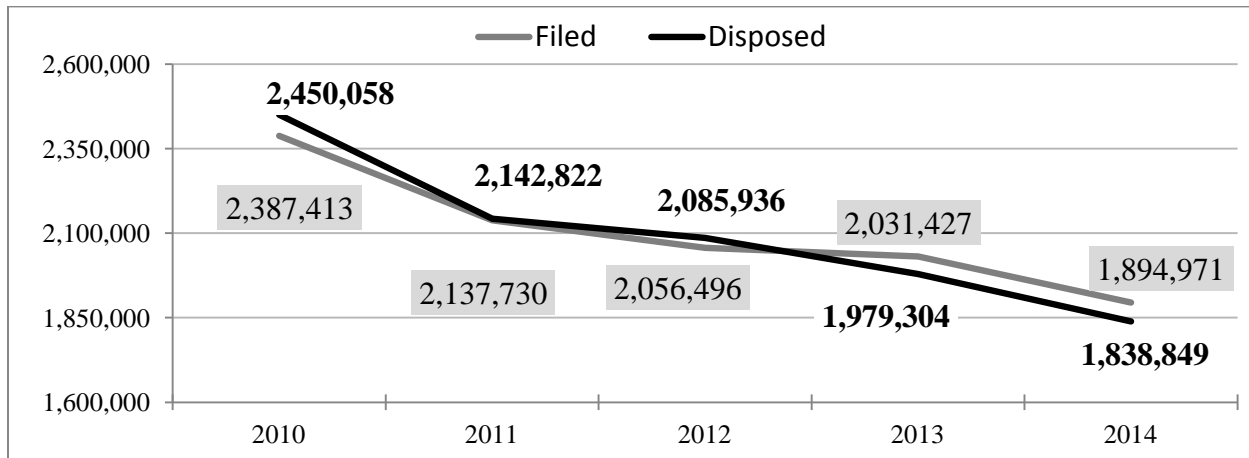
- TR** A Traffic case number shall be assigned to any case defined by Supreme Court Rule 501(f), except DUI cases. Note that a violation of a traffic ordinance as defined by Rule 501(f) is given a TR number.
- CV** A Conservation case number shall be assigned to any case defined by Supreme Court Rule 501(c).
- OV** An Ordinance Violation case number shall be assigned to any case in which violation of a local ordinance is charged. However, violation of a traffic ordinance as defined by Supreme Court Rule 501(f) shall be given a TR or DT number, as appropriate.

CIRCUIT COURTS OF ILLINOIS FIVE-YEAR TRENDS

Total Caseload

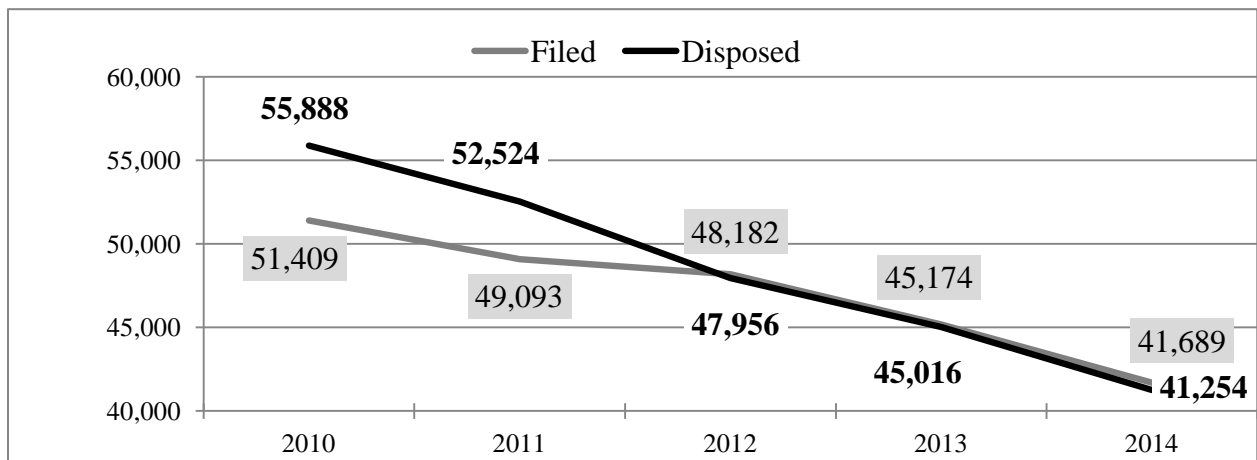


Traffic Cases*



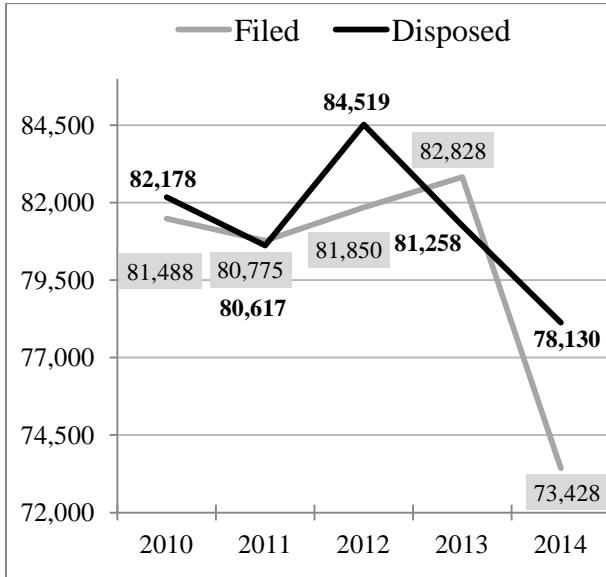
*Excluding parking tickets and DUI

DUI Cases

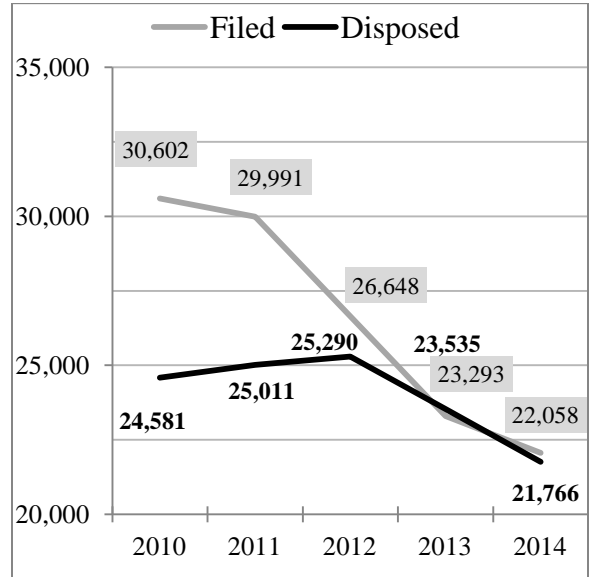


CIRCUIT COURTS OF ILLINOIS FIVE-YEAR TRENDS

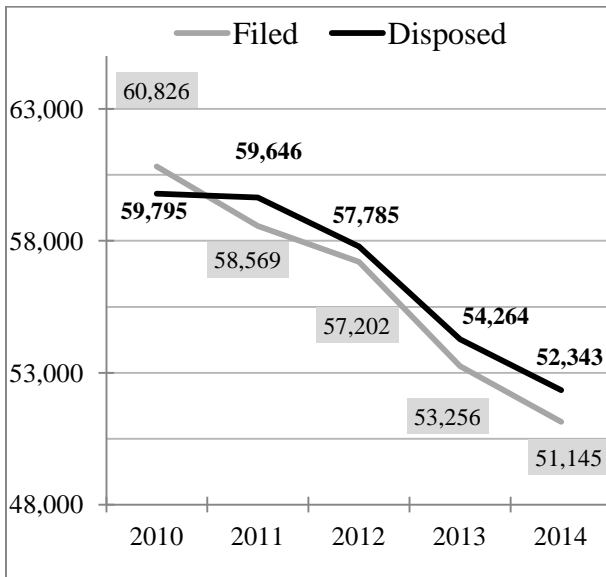
Felony



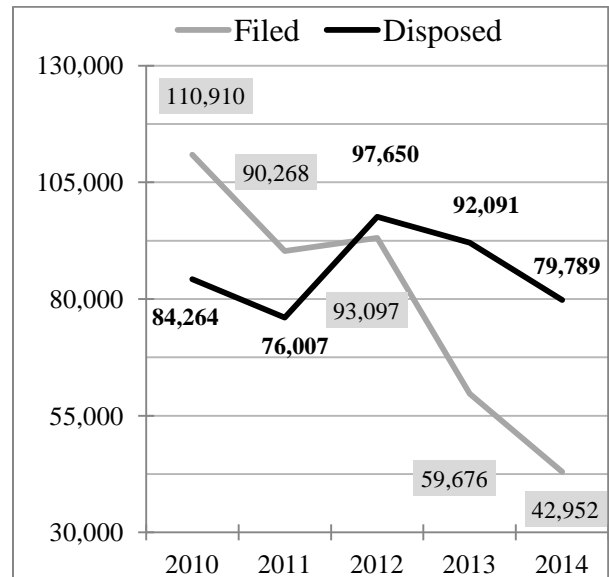
Juvenile



Dissolution of Marriage

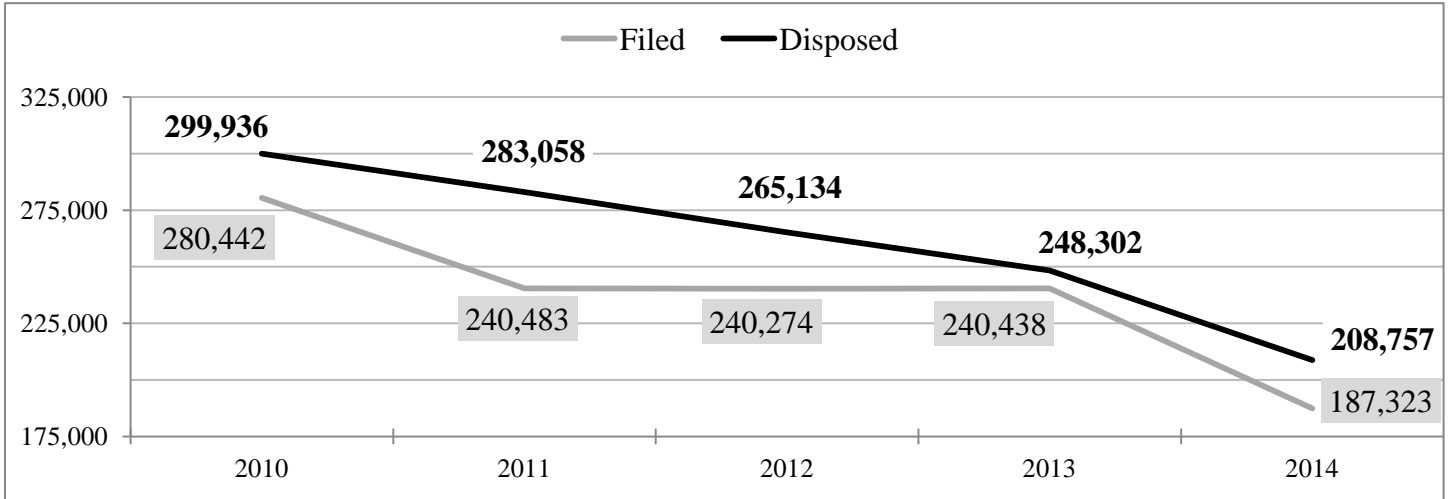


Chancery

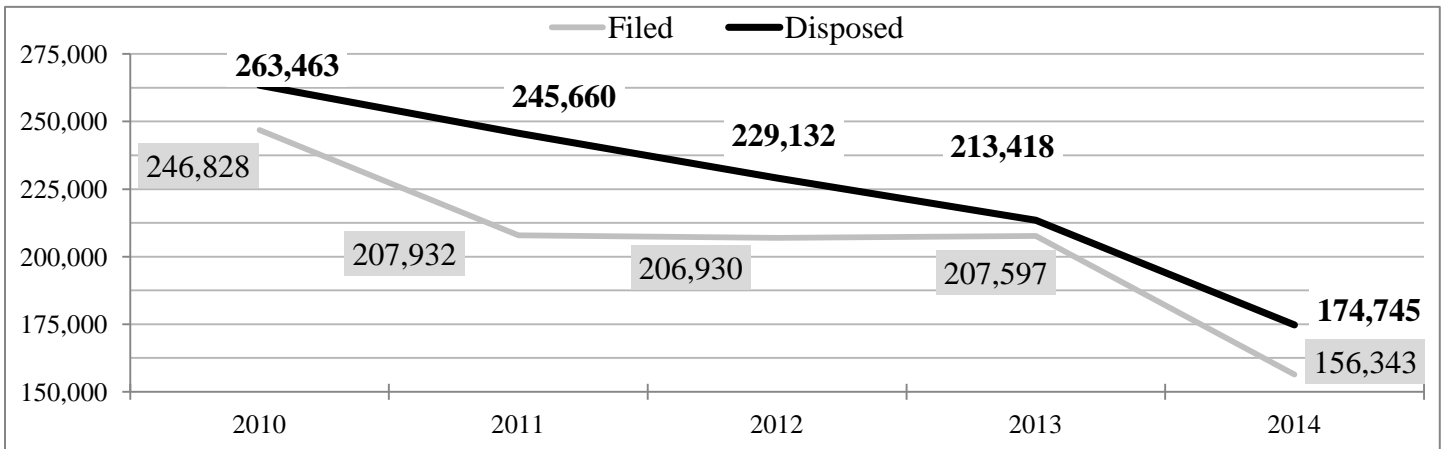


CIRCUIT COURTS OF ILLINOIS FIVE-YEAR TRENDS

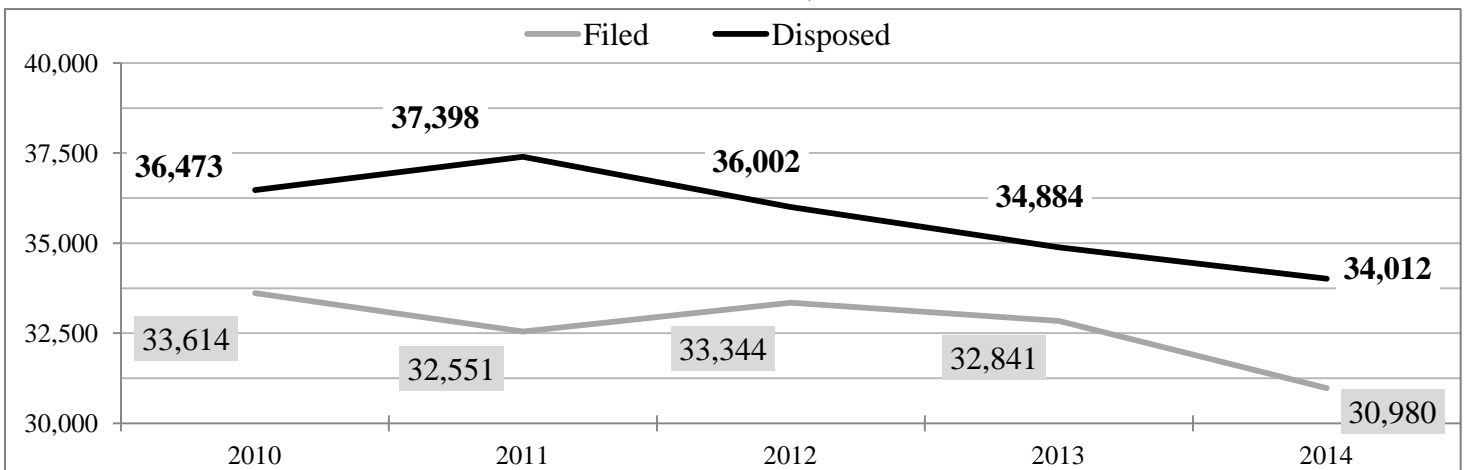
All Law Cases



Law Cases \$50,000 and Less



Law Cases Over \$50,000



CASELOAD, CLEARANCE RATE
AND
STATISTICAL RECORDS
OF THE
CIRCUIT COURTS
OF ILLINOIS

**CASELOAD SUMMARIES BY CIRCUIT
CIRCUIT COURTS OF ILLINOIS
CALENDAR YEAR 2014**

CIRCUIT	NEW FILED	REINSTATED	DISPOSED	PENDING AT END
1st	78,983	56	74,402	128,301
2nd	37,547	14	36,889	45,905
3rd	80,914	608	80,591	59,129
4th	45,607	61	44,865	34,844
5th	33,280	4	29,857	49,862
6th	67,594	432	66,590	68,654
7th	78,697	60	77,476	93,187
8th	29,455	14	29,322	19,751
9th	32,152	9	30,613	22,292
10th	82,325	79	73,752	53,925
11th	65,872	990	66,079	45,068
12th	150,724	4,399	157,430	85,556
13th	40,344	651	41,271	18,949
14th	54,585	20	52,879	53,574
15th	35,097	22	35,262	23,331
16th	101,495	935	102,635	57,070
17th	90,946	287	89,251	93,950
18th	224,313	11,653	238,416	57,682
19th	163,101	10,149	175,139	43,173
20th	99,537	219	100,858	97,787
21st	31,794	0	30,259	57,683
22nd	64,089	2,173	67,975	17,708
23rd	41,132	1,158	42,774	22,483
DOWNSTATE TOTAL .	1,729,583	33,993	1,744,585	1,249,864
COOK COUNTY	1,201,403	20,361	1,184,095	1,108,254
STATE TOTAL	2,930,986	54,354	2,928,680	2,358,118

**CASE FILING RATIO: JUDGE/POPULATION
CIRCUIT COURTS OF ILLINOIS
CALENDAR YEAR 2014**

CIRCUIT	NUMBER OF COUNTIES	2014 CENSUS POPULATION ESTIMATE	TOTAL NUMBER OF CASES FILED DURING 2014 **	NUMBER OF JUDGES			NUMBER OF CASES FILED PER JUDGE	NUMBER OF CASES FILED PER 1000 POPULATION
				CIRCUIT	ASSOCIATE	TOTAL*		
1st	9	213,833	78,983	13	7	20	3949.2	369.4
2nd	12	196,717	37,547	14	6	20	1877.4	190.9
3rd	2	283,829	80,914	9	13	22	3677.9	285.1
4th	9	241,060	45,607	11	7	18	2533.7	189.2
5th	5	177,902	33,280	11	5	16	2080.0	187.1
6th	6	382,924	67,594	13	11	24	2816.4	176.5
7th	6	321,588	78,697	11	10	21	3747.5	244.7
8th	8	141,752	29,455	11	5	16	1840.9	207.8
9th	6	163,310	32,152	10	5	15	2143.5	196.9
10th	5	346,667	82,325	10	10	20	4116.3	237.5
11th	5	294,585	65,872	10	10	20	3293.6	223.6
12th	1	685,419	150,724	16	19	35	4306.4	219.9
13th	3	195,506	40,344	8	5	13	3103.4	206.4
14th	4	268,519	54,585	12	9	21	2599.3	203.3
15th	5	170,224	35,097	8	8	16	2193.6	206.2
16th	1	527,306	101,495	12	17	29	3499.8	192.5
17th	2	342,411	90,946	10	14	24	3789.4	265.6
18th	1	932,708	224,313	15	30	45	4984.7	240.5
19th	1	705,186	163,101	15	23	38	4292.1	231.3
20th	5	368,329	99,537	12	13	25	3981.5	270.2
21st	2	140,254	31,794	7	5	12	2649.5	226.7
22nd	1	307,283	64,089	8	11	19	3373.1	208.6
23rd	2	226,812	41,132	7	4	11	3739.3	181.3
DOWNSTATE TOTAL	101	7,634,124	1,729,583	253	247	500	3459.2	226.6
COOK COUNTY	1	5,246,456	1,201,403	247	142	389	3088.4	229.0
STATE TOTAL	102	12,880,580	2,930,986	500	389	889	3296.9	227.6

*Average number of sitting Circuit Judges

**Total of all cases in all categories: Civil; Criminal; Traffic, Conservation, and Ordinance; and Juvenile

CLEARANCE RATES* BY CATEGORIES
ALL CASE TYPES

CALENDAR YEAR 2014

Circuit	2014	2013	2012	2011	2010
1st	94.1%	93.2%	95.9%	93.8%	94.9%
2nd	98.2%	97.5%	96%	101.7%	99.0%
3rd	98.9%	100.9%	98.3%	102.4%	98.9%
4th	98.2%	104.0%	96.4%	98.0%	99.2%
5th	89.7%	89.9%	92.6%	97.9%	98.2%
6th	97.9%	98.1%	99.9%	97.8%	98.3%
7th	98.4%	99.6%	97.3%	79.5%	106.8%
8th	99.5%	97.3%	98.5%	98.8%	97.5%
9th	95.2%	100.4%	101.6%	102.9%	97.5%
10th	89.5%	97.5%	100.4%	98.3%	101.6%
11th	98.8%	99.5%	98.2%	113.1%	113.5%
12th	101.5%	102.9%	103.1%	99.8%	104.2%
13th	100.7%	106.2%	99.2%	98.4%	100.7%
14th	96.8%	99.4%	96.8%	98.0%	100.0%
15th	100.4%	100.2%	99.5%	97.1%	101.0%
16th	100.2%	99.9%	107.3%	100.0%	101.8%
17th	97.8%	95.3%	100.4%	102.9%	103.2%
18th	101.0%	101.9%	101.2%	102.9%	101.5%
19th	101.1%	102.7%	101.0%	100.9%	99.1%
20th	101.1%	96.6%	101.5%	105.9%	104.2%
21st	95.2%	93.1%	96.4%	102.1%	92.8%
22nd	102.6%	102.1%	103.2%	100.2%	99.6%
23rd	101.1%	102.2%	101.3%	101.4%	97.1%
DOWNSTATE TOTAL .	98.9%	99.8%	100.3%	100.1%	101.1%
COOK COUNTY	96.9%	95.6%	98.6%	98.0%	97.7%
STATE TOTAL	98.1%	98.0%	99.6%	99.2%	99.7%

CLEARANCE RATES* BY CIRCUIT
CIVIL CATEGORY

(Arbitration, Chancery, Eminent Domain, Law, Law Magistrate, Municipal Corporation,
Mental Health, Miscellaneous Remedy, Probate, Small Claims, Tax)

CALENDAR YEAR 2014

Circuit	2014	2013	2012	2011	2010
1st	93.4%	96.7%	101.7%	100.7%	91.9%
2nd	89.1%	94.2%	82.3%	98.9%	83.5%
3rd	100.0%	93.4%	91.3%	107.8%	92.2%
4th	97.1%	92.7%	94.1%	97.1%	97.0%
5th	71.9%	75.1%	86.7%	100.8%	102.2%
6th	89.3%	87.6%	85.4%	92.9%	94.7%
7th	104.1%	98.0%	87.9%	90.3%	102.5%
8th	91.7%	94.9%	103.3%	95.2%	91.0%
9th	93.0%	102.8%	105.3%	112.5%	86.9%
10th	98.9%	91.2%	97.6%	98.7%	111.6%
11th	100.9%	93.2%	97.8%	94.6%	97.1%
12th	120.9%	117.2%	99.7%	102.9%	92.4%
13th	103.9%	104.8%	101.1%	98.5%	97.8%
14th	99.4%	102.0%	92.0%	101.5%	96.7%
15th	98.4%	105.6%	101.8%	101.8%	97.5%
16th	96.9%	103.8%	115.3%	94.3%	96.6%
17th	99.0%	98.4%	94.1%	102.8%	94.9%
18th	107.9%	112.2%	101.6%	100.7%	94.4%
19th	108.0%	115.1%	99.9%	102.1%	93.2%
20th	99.9%	105.5%	108.3%	106.0%	91.1%
21st	99.4%	118.3%	100.9%	96.4%	82.6%
22nd	111.2%	109.4%	105.2%	96.4%	94.0%
23rd	111.4%	117.3%	103.3%	98.9%	88.4%
DOWNSTATE TOTAL .	101.9%	103.3%	98.7%	99.7%	94.8%
COOK COUNTY	108.3%	103.3%	100.2%	103.8%	94.2%
STATE TOTAL	105.1%	103.3%	99.5%	101.8%	94.5%

*Clearance Rate Percentage equals the number of disposed cases divided by the sum of new filed and reinstated cases, with the total multiplied by 100.

**CLEARANCE RATES* BY CIRCUIT
DOMESTIC RELATIONS CATEGORY**

(Adoption, Dissolution of Marriage, Family, Order of Protection)

CALENDAR YEAR 2014

Circuit	2014	2013	2012	2011	2010
1st	97.8%	103.3%	95.4%	94.2%	91.1%
2nd	89.3%	93.7%	100.7%	90.3%	85.6%
3rd	101.8%	98.3%	95.6%	92.6%	94.0%
4th	92.4%	92.2%	95.8%	94.5%	88.4%
5th	71.4%	69.4%	75.7%	78.0%	72.4%
6th	91.1%	86.2%	88.9%	96.5%	78.6%
7th	87.8%	89.1%	98.7%	95.8%	90.0%
8th	96.1%	92.6%	98.5%	93.9%	94.6%
9th	93.7%	103.6%	103.4%	116.7%	88.3%
10th	89.0%	81.6%	92.6%	83.7%	105.0%
11th	89.9%	98.5%	89.8%	94.7%	94.3%
12th	98.9%	105.1%	97.7%	100.9%	98.2%
13th	101.3%	100.0%	97.6%	99.8%	97.3%
14th	93.2%	89.0%	90.3%	94.4%	91.7%
15th	97.8%	96.2%	89.7%	96.3%	94.1%
16th	77.3%	58.8%	69.8%	60.0%	60.3%
17th	107.4%	83.1%	84.5%	82.4%	91.5%
18th	120.2%	95.9%	98.9%	94.5%	100.8%
19th	102.3%	103.2%	102.6%	98.0%	99.5%
20th	95.3%	94.6%	103.9%	115.9%	118.4%
21st	112.6%	88.0%	91.9%	81.7%	76.0%
22nd	99.3%	102.7%	107.4%	102.2%	101.6%
23rd	106.2%	99.8%	103.0%	101.4%	92.8%
DOWNSTATE TOTAL .	96.6%	91.8%	94.1%	93.3%	92.6%
COOK COUNTY	102.6%	101.3%	100.4%	96.6%	99.4%
STATE TOTAL	99.0%	95.7%	96.7%	94.7%	95.5%

**CLEARANCE RATES* BY CIRCUIT
JUVENILE CATEGORY**

(Juvenile, Juvenile Abuse & Neglect, Juvenile Delinquency)

CALENDAR YEAR 2014

Circuit	2014	2013	2012	2011	2010
1st	77.4%	79.9%	85.5%	67.5%	74.9%
2nd	84.7%	78.6%	75.7%	86.8%	77.4%
3rd	96.9%	98.2%	99.1%	96.7%	82.3%
4th	82.2%	90.8%	84.5%	70.1%	77.6%
5th	30.6%	25.5%	37.0%	30.1%	64.2%
6th	79.3%	76.7%	111.5%	87.2%	100.4%
7th	86.4%	209.6%	274.5%	115.4%	96.3%
8th	93.5%	81.0%	83.2%	86.8%	71.4%
9th	88.4%	104.4%	92.2%	83.9%	82.8%
10th	89.7%	96.9%	108.1%	86.6%	92.0%
11th	65.4%	85.2%	165.9%	88.7%	57.6%
12th	95.4%	110.5%	100.7%	111.9%	134.1%
13th	99.5%	112.9%	96.0%	94.4%	87.7%
14th	82.1%	92.7%	70.9%	88.9%	67.7%
15th	90.1%	96.1%	101.2%	105.0%	76.0%
16th	128.0%	119.1%	110.0%	106.2%	104.8%
17th	117.5%	101.9%	75.8%	118.6%	81.8%
18th	97.2%	113.1%	94.8%	140.9%	116.9%
19th	103.6%	103.5%	54.1%	94.3%	99.5%
20th	81.7%	107.3%	91.4%	94.8%	100.8%
21st	84.9%	120.8%	83.7%	108.2%	97.4%
22nd	108.3%	100.0%	110.7%	130.2%	76.3%
23rd	91.4%	91.1%	126.6%	114.4%	77.2%
DOWNSTATE TOTAL .	90.1%	99.2%	96.5%	95.2%	88.4%
COOK COUNTY	112.9%	101.9%	81.4%	68.9%	69.0%
STATE TOTAL	97.7%	100.2%	90.6%	82.8%	79.6%

*Clearance Rate Percentage equals the number of disposed cases divided by the sum of new filed and reinstated cases, with the total multiplied by 100.

**CLEARANCE RATES* BY CIRCUIT
CRIMINAL CATEGORY**
(Felony, Misdemeanor, DUI)
CALENDAR YEAR 2014

Circuit	2014	2013	2012	2011	2010
1st	102.7%	104.2%	95.5%	93.9%	94.9%
2nd	107.3%	99.6%	98.9%	102.2%	107.3%
3rd	94.9%	100.2%	101.1%	98.5%	102.0%
4th	94.2%	101.4%	97.4%	98.0%	101.3%
5th	96.9%	103.3%	97.8%	91.5%	97.2%
6th	96.5%	102.3%	98.0%	95.5%	100.3%
7th	105.2%	106.6%	100.1%	93.7%	105.2%
8th	102.5%	97.8%	99.2%	101.6%	99.0%
9th	100.8%	107.5%	99.0%	101.1%	106.2%
10th	99.1%	102.0%	97.7%	99.2%	107.0%
11th	97.0%	93.6%	93.3%	104.4%	101.7%
12th	96.0%	100.6%	100.8%	104.8%	107.3%
13th	102.0%	107.7%	97.7%	98.8%	104.9%
14th	94.1%	101.7%	96.2%	93.6%	104.7%
15th	97.6%	96.5%	100.9%	96.9%	100.7%
16th	95.5%	92.7%	105.1%	106.8%	110.8%
17th	97.9%	98.7%	100.7%	103.2%	97.9%
18th	102.3%	103.9%	102.1%	101.7%	104.8%
19th	101.6%	102.6%	104.5%	100.2%	106.8%
20th	95.4%	91.7%	93.0%	114.4%	105.8%
21st	111.8%	89.5%	95.2%	100.4%	100.0%
22nd	102.7%	98.9%	107.5%	103.4%	103.6%
23rd	97.6%	93.5%	99.7%	100.3%	94.6%
DOWNSTATE TOTAL .	99.1%	99.9%	99.6%	101.0%	103.5%
COOK COUNTY	101.2%	96.0%	102.5%	97.7%	101.1%
STATE TOTAL	100.1%	97.8%	101.1%	99.2%	102.2%

**CLEARANCE RATES* BY CIRCUIT
QUASI-CRIMINAL CATEGORY**
(Conservation, Ordinance Violation, Traffic)
CALENDAR YEAR 2014

Circuit	2014	2013	2012	2011	2010
1st	93.5%	91.6%	95.4%	93.2%	95.6%
2nd	100.2%	98.8%	97.9%	103.9%	102.0%
3rd	99.2%	102.7%	99.2%	102.7%	100.0%
4th	100.2%	108.2%	97.0%	99.0%	100.4%
5th	98.4%	98.1%	96.8%	102.7%	100.8%
6th	101.9%	101.9%	105.0%	99.7%	100.6%
7th	97.0%	98.9%	97.6%	71.8%	109.8%
8th	101.4%	98.5%	97.8%	99.9%	99.5%
9th	94.7%	97.6%	101.5%	99.9%	99.4%
10th	86.6%	99.6%	101.8%	99.8%	99.0%
11th	99.9%	101.8%	98.7%	118.6%	119.1%
12th	98.4%	100.0%	104.3%	98.6%	107.0%
13th	99.6%	106.5%	99.2%	98.3%	101.1%
14th	97.1%	99.4%	99.1%	98.4%	101.1%
15th	101.6%	100.1%	99.6%	96.3%	102.5%
16th	102.1%	101.8%	107.8%	102.3%	103.5%
17th	96.3%	95.2%	103.9%	104.5%	107.1%
18th	99.6%	100.5%	101.2%	103.3%	102.1%
19th	99.9%	100.9%	101.4%	101.0%	99.3%
20th	103.0%	96.0%	101.9%	104.1%	105.9%
21st	90.6%	87.5%	95.9%	105.3%	95.5%
22nd	101.3%	101.1%	102.2%	100.4%	100.4%
23rd	99.5%	100.6%	100.6%	102.0%	99.8%
DOWNSTATE TOTAL .	98.6%	99.7%	101.1%	100.6%	102.6%
COOK COUNTY	91.7%	92.3%	97.0%	96.5%	98.6%
STATE TOTAL	96.0%	96.8%	99.7%	99.1%	101.2%

*Clearance Rate Percentage equals the number of disposed cases divided by the sum of new filed and reinstated cases, with the total multiplied by 100.

CIVIL AND DOMESTIC RELATIONS CASELOAD STATISTICS BY COUNTY
CIRCUIT COURTS OF ILLINOIS
CALENDAR YEAR 2014

CIRCUIT / COUNTY		CIVIL															DOMESTIC RELATIONS							
		ARBITRATION	CHANCERY	EMINENT DOMAIN	LAW JURY > \$50,000	LAW NON-JURY > \$50,000	LAW JURY =< \$50,000	LAW NON-JURY =< \$50,000	MUNICIPAL CORPORATION	MENTAL HEALTH	MISC. REMEDY	PROBATE	SMALL CLAIMS	TAX	TOTAL CIVIL CASES	TOTAL ALL*	CIVIL CASES AS % OF ALL CASES	ADOPTION	DISSOLUTION	FAMILY	ORDER OF PROTECTION	TOTAL DOMESTIC RELATIONS CASES	TOTAL ALL*	DOMESTIC RELATIONS CASES AS % OF ALL CASES
1st..... ALEXANDER	New Filed	0	15	0	1	9	0	39	0	0	49	27	86	26	252	7,423	3.4	1	34	55	38	128	7,423	1.7
	Reinstated	0	0	0	0	0	0	0	0	0	0	0	0	0	0	0	0.0	0	0	0	0	0	0	0.0
	Disposed Of	0	10	0	3	8	0	28	0	0	4	5	45	3	106	6,002	1.8	0	21	37	19	77	6,002	1.3
	End Pending	0	106	7	27	75	1	427	1	0	865	211	755	278	2,753	34,761	7.9	36	241	552	589	1,418	34,761	4.1
1st..... JACKSON	New Filed	0	71	0	30	105	1	573	0	0	233	118	936	69	2,136	15,108	14.1	4	204	168	133	509	15,108	3.4
	Reinstated	0	3	0	0	1	0	1	0	0	0	0	1	0	6	6	100.0	0	0	0	0	0	6	0.0
	Disposed Of	0	83	0	11	102	4	554	0	0	226	129	978	67	2,154	15,035	14.3	9	177	157	124	467	15,035	3.1
	End Pending	0	71	1	67	220	1	154	3	0	105	399	315	11	1,347	4,113	32.7	3	88	66	13	170	4,113	4.1
1st..... JOHNSON	New Filed	0	18	0	6	1	0	25	0	0	95	18	101	39	303	3,159	9.6	1	56	26	44	127	3,159	4.0
	Reinstated	0	0	0	0	0	0	0	0	0	0	0	0	0	0	0	0.0	0	0	0	0	0	0	0.0
	Disposed Of	0	25	0	0	7	0	27	0	0	46	13	101	33	252	3,020	8.3	2	63	22	40	127	3,020	4.2
	End Pending	0	21	0	15	6	1	16	0	0	110	103	35	12	319	8,391	3.8	1	35	21	2	59	8,391	0.7
1st..... MASSAC	New Filed	0	38	0	1	11	0	88	0	0	88	45	267	39	577	5,227	11.0	6	102	40	61	209	5,227	4.0
	Reinstated	0	0	0	0	0	0	0	0	0	0	0	0	0	0	3	0.0	0	2	1	0	3	3	100.0
	Disposed Of	0	28	0	9	9	0	70	0	0	71	41	233	15	476	4,842	9.8	4	111	32	55	202	4,842	4.2
	End Pending	0	95	0	123	42	0	66	1	1	165	256	168	96	1,013	4,623	21.9	16	77	80	32	205	4,623	4.4
1st..... POPE	New Filed	0	6	0	2	2	0	4	0	0	24	11	15	8	72	904	8.0	2	15	11	16	44	904	4.9
	Reinstated	0	0	0	0	0	0	0	0	0	0	0	0	0	0	0	0.0	0	0	0	0	0	0	0.0
	Disposed Of	0	6	0	2	2	0	5	0	0	13	10	8	8	54	877	6.2	2	11	6	15	34	877	3.9
	End Pending	0	12	0	3	3	0	5	1	2	36	60	12	0	134	527	25.4	0	11	15	2	28	527	5.3
1st..... PULASKI	New Filed	0	7	0	0	4	0	14	0	0	48	11	58	8	150	20,071	0.7	1	21	28	22	72	20,071	0.4
	Reinstated	0	0	0	0	0	0	0	0	0	0	0	0	0	0	0	0.0	0	0	0	0	0	0	0.0
	Disposed Of	0	6	0	1	5	0	10	0	0	42	3	49	6	122	18,588	0.7	0	15	17	18	50	18,588	0.3
	End Pending	0	86	0	10	62	3	149	0	0	99	281	168	194	1,052	57,061	1.8	6	81	150	79	316	57,061	0.6
1st..... SALINE	New Filed	0	43	2	22	20	1	143	0	0	70	80	371	80	832	4,508	18.5	32	159	83	184	458	4,508	10.2
	Reinstated	0	1	0	0	0	0	4	0	0	0	0	0	0	5	9	55.6	0	1	2	0	3	9	33.3
	Disposed Of	0	40	2	6	32	2	130	0	0	61	52	343	106	774	4,460	17.4	9	139	214	194	556	4,460	12.5
	End Pending	0	102	0	158	84	8	107	0	7	180	484	264	75	1,469	4,005	36.7	34	260	157	91	542	4,005	13.5
1st..... UNION	New Filed	0	37	0	2	20	0	45	0	122	161	58	324	105	874	5,348	16.3	6	89	63	74	232	5,348	4.3
	Reinstated	0	0	0	0	0	0	0	0	0	0	0	0	0	0	0	0.0	0	0	0	0	0	0	0.0
	Disposed Of	0	28	0	0	23	0	37	0	118	112	28	304	98	748	5,058	14.8	5	98	47	53	203	5,058	4.0
	End Pending	0	69	0	37	49	2	39	0	47	155	822	117	26	1,363	5,664	24.1	0	54	36	47	137	5,664	2.4
1st..... WILLIAMSON	New Filed	0	155	3	120	85	4	399	0	0	319	143	1,315	102	2,645	17,235	15.3	62	398	202	317	979	17,235	5.7
	Reinstated	0	27	0	0	0	0	2	0	0	0	2	0	0	31	38	81.6	0	4	2	0	6	38	15.8
	Disposed Of	0	198	2	10	163	2	484	0	0	297	120	1,312	87	2,675	16,520	16.2	60	401	207	325	993	16,520	6.0
	End Pending	0	225	3	284	80	11	170	0	0	87	604	513	29	2,006	9,156	21.9	19	144	86	30	279	9,156	3.0

* TOTAL OF ALL CASES IN ALL CATEGORIES: CIVIL; DOMESTIC RELATIONS; CRIMINAL; QUASI-CRIMINAL; AND JUVENILE

CIVIL AND DOMESTIC RELATIONS CASELOAD STATISTICS BY COUNTY
CIRCUIT COURTS OF ILLINOIS
CALENDAR YEAR 2014

CIRCUIT / COUNTY		CIVIL															DOMESTIC RELATIONS							
		ARBITRATION	CHANCERY	EMINENT DOMAIN	LAW JURY > \$50,000	LAW NON-JURY > \$50,000	LAW JURY =< \$50,000	LAW NON-JURY =< \$50,000	MUNICIPAL CORPORATION	MENTAL HEALTH	MISC. REMEDY	PROBATE	SMALL CLAIMS	TAX	TOTAL CIVIL CASES	TOTAL ALL*	CIVIL CASES AS % OF ALL CASES	ADOPTION	DISSOLUTION	FAMILY	ORDER OF PROTECTION	TOTAL DOMESTIC RELATIONS CASES	TOTAL ALL*	DOMESTIC RELATIONS CASES AS % OF ALL CASES
1st CIRCUIT TOTAL	New Filed	0	390	5	184	257	6	1,330	0	122	1,087	511	3,473	476	7,841	78,983	9.9	115	1,078	676	889	2,758	78,983	3.5
	Reinstated	0	31	0	0	1	0	7	0	0	0	2	1	0	42	56	75.0	0	7	5	0	12	56	21.4
	Disposed Of	0	424	4	42	351	8	1,345	0	118	872	401	3,373	423	7,361	74,402	9.9	91	1,036	739	843	2,709	74,402	3.6
	End Pending	0	787	11	724	621	27	1,133	6	57	1,802	3,220	2,347	721	11,456	128,301	8.9	115	991	1,163	885	3,154	128,301	2.5
2nd..... CRAWFORD	New Filed	0	38	0	3	12	0	59	0	0	54	89	277	35	567	3,051	18.6	7	123	54	149	333	3,051	10.9
	Reinstated	0	0	0	0	0	0	2	0	0	0	2	1	0	5	6	83.3	0	0	0	0	0	6	0.0
	Disposed Of	0	30	1	1	14	0	49	0	0	80	61	374	24	634	3,057	20.7	5	108	32	147	292	3,057	9.6
	End Pending	0	182	0	24	28	0	94	0	0	47	448	161	58	1,042	2,715	38.4	15	190	126	11	342	2,715	12.6
2nd..... EDWARDS	New Filed	0	11	0	2	3	0	2	0	0	16	20	46	5	105	1,030	10.2	4	21	11	19	55	1,030	5.3
	Reinstated	0	0	0	0	0	0	0	0	0	0	0	0	0	0	0	0.0	0	0	0	0	0	0	0.0
	Disposed Of	0	13	0	0	3	0	4	0	1	11	20	51	9	112	1,079	10.4	6	21	12	19	58	1,079	5.4
	End Pending	0	10	0	3	4	0	5	0	1	30	74	16	1	144	535	26.9	0	11	7	0	18	535	3.4
2nd..... FRANKLIN	New Filed	0	102	0	43	58	2	190	0	1	57	111	522	115	1,201	7,635	15.7	19	240	124	499	882	7,635	11.6
	Reinstated	0	0	0	0	0	0	0	0	0	0	0	0	0	0	0	0.0	0	0	0	0	0	0	0.0
	Disposed Of	0	50	0	44	30	1	163	0	1	35	58	498	93	973	7,303	13.3	11	200	53	480	744	7,303	10.2
	End Pending	0	642	0	220	198	17	662	2	2	270	785	963	238	3,999	9,281	43.1	47	367	421	102	937	9,281	10.1
2nd..... GALLATIN	New Filed	0	10	0	1	6	0	21	0	0	27	27	42	5	139	1,293	10.8	1	18	16	79	114	1,293	8.8
	Reinstated	0	0	0	0	0	0	0	0	0	0	0	0	0	0	0	0.0	0	0	0	0	0	0	0.0
	Disposed Of	0	6	0	0	3	0	15	0	0	18	11	33	7	93	1,229	7.6	0	21	12	77	110	1,229	9.0
	End Pending	0	33	0	7	22	0	47	0	0	36	69	65	19	298	1,091	27.3	1	48	41	44	134	1,091	12.3
2nd..... HAMILTON	New Filed	0	9	0	4	7	0	27	0	0	10	23	72	46	198	1,490	13.3	2	44	21	71	138	1,490	9.3
	Reinstated	0	0	0	0	0	0	0	0	0	0	0	0	0	0	0	0.0	0	0	0	0	0	0	0.0
	Disposed Of	0	8	0	4	4	0	22	0	0	6	20	97	34	195	1,335	14.6	1	38	12	65	116	1,335	8.7
	End Pending	0	23	0	10	20	0	30	0	0	31	95	55	51	315	924	34.1	8	26	25	16	75	924	8.1
2nd..... HARDIN	New Filed	0	6	0	0	2	0	7	0	0	19	22	24	10	90	643	14.0	1	22	10	60	93	643	14.5
	Reinstated	0	0	0	0	0	0	0	0	0	0	0	0	0	0	0	0.0	0	0	0	0	0	0	0.0
	Disposed Of	0	5	0	0	4	0	8	0	0	19	8	19	5	68	655	10.4	2	24	7	57	90	655	13.7
	End Pending	0	69	0	3	35	0	73	0	0	116	113	174	64	647	1,568	41.3	22	26	67	203	318	1,568	20.3
2nd..... JEFFERSON	New Filed	0	69	0	53	30	5	138	0	0	205	120	862	75	1,557	8,497	18.3	26	177	131	172	506	8,497	6.0
	Reinstated	0	2	0	0	1	0	0	0	0	1	0	1	0	5	7	71.4	0	0	0	1	1	7	14.3
	Disposed Of	0	92	0	2	69	0	123	0	0	301	108	748	83	1,526	8,792	17.4	20	163	108	154	445	8,792	5.1
	End Pending	0	106	16	149	71	50	873	0	2	508	398	1,398	110	3,681	10,413	35.4	47	306	293	210	856	10,413	8.2
2nd..... LAWRENCE	New Filed	0	18	0	1	11	1	43	0	2	53	53	184	38	404	2,127	19.0	6	80	44	173	303	2,127	14.2
	Reinstated	0	0	0	0	0	0	0	0	0	0	0	0	0	0	0	0.0	0	0	0	0	0	0	0.0
	Disposed Of	0	20	0	1	5	0	26	0	2	30	27	130	16	257	1,895	13.6	4	71	25	159	259	1,895	13.7
	End Pending	0	69	0	12	64	1	85	1	4	144	230	254	111	975	2,832	34.4	10	56	110	50	226	2,832	8.0

* TOTAL OF ALL CASES IN ALL CATEGORIES: CIVIL; DOMESTIC RELATIONS; CRIMINAL; QUASI-CRIMINAL; AND JUVENILE

CIVIL AND DOMESTIC RELATIONS CASELOAD STATISTICS BY COUNTY
CIRCUIT COURTS OF ILLINOIS
CALENDAR YEAR 2014

CIRCUIT / COUNTY		CIVIL																DOMESTIC RELATIONS						
		ARBITRATION	CHANCERY	EMINENT DOMAIN	LAW JURY > \$50,000	LAW NON-JURY > \$50,000	LAW JURY =< \$50,000	LAW NON-JURY =< \$50,000	MUNICIPAL CORPORATION	MENTAL HEALTH	MISC. REMEDY	PROBATE	SMALL CLAIMS	TAX	TOTAL CIVIL CASES	TOTAL ALL*	CIVIL CASES AS % OF ALL CASES	ADOPTION	DISSOLUTION	FAMILY	ORDER OF PROTECTION	TOTAL DOMESTIC RELATIONS CASES	TOTAL ALL*	DOMESTIC RELATIONS CASES AS % OF ALL CASES
2nd..... RICHLAND	New Filed	0	31	0	5	7	0	36	0	19	32	56	231	11	428	2,855	15.0	15	75	60	157	307	2,855	10.8
	Reinstated	0	0	0	0	0	0	0	0	0	0	0	0	0	0	0	0.0	0	0	0	0	0	0	0.0
	Disposed Of	0	23	0	6	3	1	32	0	19	26	33	219	9	371	2,710	13.7	10	74	44	157	285	2,710	10.5
	End Pending	0	46	0	36	15	3	46	0	4	57	277	413	8	905	2,170	41.7	7	42	68	10	127	2,170	5.9
2nd..... WABASH	New Filed	0	18	0	0	7	0	32	0	0	53	36	100	25	271	2,559	10.6	1	65	26	118	210	2,559	8.2
	Reinstated	0	0	0	0	0	0	0	0	0	0	0	0	0	0	0	0.0	0	0	0	0	0	0	0.0
	Disposed Of	0	17	0	0	6	0	26	0	0	32	28	99	18	226	2,488	9.1	0	52	18	112	182	2,488	7.3
	End Pending	0	61	0	12	37	1	53	0	0	58	199	143	39	603	1,765	34.2	8	69	51	31	159	1,765	9.0
2nd..... WAYNE	New Filed	0	15	0	2	9	0	38	0	0	36	69	128	24	321	3,054	10.5	4	80	35	146	265	3,054	8.7
	Reinstated	0	0	0	0	0	0	0	0	0	0	0	0	0	0	0	0.0	0	0	0	0	0	0	0.0
	Disposed Of	0	12	0	0	10	0	30	0	0	16	46	105	19	238	3,075	7.7	5	67	46	147	265	3,075	8.6
	End Pending	0	86	0	22	30	2	98	1	2	110	177	308	135	971	6,086	16.0	8	88	65	24	185	6,086	3.0
2nd..... WHITE	New Filed	0	26	0	4	18	0	33	0	0	25	59	165	17	347	3,313	10.5	6	89	48	155	298	3,313	9.0
	Reinstated	0	0	0	0	0	0	0	0	0	0	0	0	0	0	1	0.0	0	1	0	0	1	1	100.0
	Disposed Of	0	28	0	6	8	0	30	0	0	19	48	152	38	329	3,271	10.1	8	79	37	160	284	3,271	8.7
	End Pending	0	72	0	34	17	2	54	9	0	36	177	153	11	565	6,525	8.7	7	52	35	0	94	6,525	1.4
2nd CIRCUIT TOTAL	New Filed	0	353	0	118	170	8	626	0	22	587	685	2,653	406	5,628	37,547	15.0	92	1,034	580	1,798	3,504	37,547	9.3
	Reinstated	0	2	0	0	1	0	2	0	0	1	2	2	0	10	14	71.4	0	1	0	1	2	14	14.3
	Disposed Of	0	304	1	64	159	2	528	0	23	593	468	2,525	355	5,022	36,889	13.6	72	918	406	1,734	3,130	36,889	8.5
	End Pending	0	1,399	16	532	541	76	2,120	13	15	1,443	3,042	4,103	845	14,145	45,905	30.8	180	1,281	1,309	701	3,471	45,905	7.6
3rd..... BOND	New Filed	0	34	0	2	6	0	44	0	0	62	44	146	12	350	7,766	4.5	12	69	32	89	202	7,766	2.6
	Reinstated	0	0	0	0	0	0	0	0	0	0	0	0	0	0	2	0.0	0	0	0	0	0	2	0.0
	Disposed Of	0	33	0	2	8	0	51	0	0	9	46	126	11	286	7,377	3.9	0	52	5	0	57	7,377	0.8
	End Pending	0	148	1	26	37	5	142	3	3	677	415	597	33	2,087	9,382	22.2	53	258	374	382	1,067	9,382	11.4
3rd..... MADISON	New Filed	566	847	8	145	1,655	0	1,267	1	131	1,351	672	4,434	94	11,171	73,148	15.3	136	1,098	788	1,380	3,402	73,148	4.7
	Reinstated	17	4	0	36	14	0	10	0	0	4	16	32	0	133	606	21.9	0	0	1	0	1	606	0.2
	Disposed Of	644	1,115	12	1,434	224	29	1,383	1	154	1,357	617	4,268	129	11,367	73,214	15.5	159	1,143	905	1,406	3,613	73,214	4.9
	End Pending	292	1,274	24	4,040	1,022	23	1,034	2	32	505	3,384	3,330	885	15,847	49,747	31.9	71	590	892	172	1,725	49,747	3.5
3rd..... CIRCUIT TOTAL	New Filed	566	881	8	147	1,661	0	1,311	1	131	1,413	716	4,580	106	11,521	80,914	14.2	148	1,167	820	1,469	3,604	80,914	4.5
	Reinstated	17	4	0	36	14	0	10	0	0	4	16	32	0	133	608	21.9	0	0	1	0	1	608	0.2
	Disposed Of	644	1,148	12	1,436	232	29	1,434	1	154	1,366	663	4,394	140	11,653	80,591	14.5	159	1,195	910	1,406	3,670	80,591	4.6
	End Pending	292	1,422	25	4,066	1,059	28	1,176	5	35	1,182	3,799	3,927	918	17,934	59,129	30.3	124	848	1,266	554	2,792	59,129	4.7
4th..... CHRISTIAN	New Filed	0	84	0	5	26	1	119	0	3	138	127	495	42	1,040	5,325	19.5	20	175	124	395	714	5,325	13.4
	Reinstated	0	0	0	0	0	0	0	0	0	0	0	0	0	0	1	0.0	0	0	1	0	1	1	100.0
	Disposed Of	0	73	3	14	11	1	109	0	0	100	87	482	42	922	5,061	18.2	16	165	45	384	610	5,061	12.1
	End Pending	0	62	9	51	28	0	34	3	5	310	817	125	8	1,452	4,288	33.9	12	72	350	67	501	4,288	11.7

* TOTAL OF ALL CASES IN ALL CATEGORIES: CIVIL; DOMESTIC RELATIONS; CRIMINAL; QUASI-CRIMINAL; AND JUVENILE

CIVIL AND DOMESTIC RELATIONS CASELOAD STATISTICS BY COUNTY
CIRCUIT COURTS OF ILLINOIS
CALENDAR YEAR 2014

CIRCUIT / COUNTY		CIVIL																DOMESTIC RELATIONS						
		ARBITRATION	CHANCERY	EMINENT DOMAIN	LAW JURY > \$50,000	LAW NON-JURY > \$50,000	LAW JURY =< \$50,000	LAW NON-JURY =< \$50,000	MUNICIPAL CORPORATION	MENTAL HEALTH	MISC. REMEDY	PROBATE	SMALL CLAIMS	TAX	TOTAL CIVIL CASES	TOTAL ALL*	CIVIL CASES AS % OF ALL CASES	ADOPTION	DISSOLUTION	FAMILY	ORDER OF PROTECTION	TOTAL DOMESTIC RELATIONS CASES	TOTAL ALL*	DOMESTIC RELATIONS CASES AS % OF ALL CASES
4th..... CLAY	New Filed	0	15	0	1	12	0	22	0	0	26	43	138	16	273	1,641	16.6	5	55	32	77	169	1,641	10.3
	Reinstated	0	0	0	0	0	0	0	0	0	0	0	0	0	0	0	0.0	0	0	0	0	0	0	0.0
	Disposed Of	0	18	0	0	10	1	16	0	0	29	14	150	8	246	1,600	15.4	6	64	43	84	197	1,600	12.3
	End Pending	0	17	0	4	17	1	21	0	0	19	116	45	23	263	774	34.0	1	31	15	0	47	774	6.1
4th..... CLINTON	New Filed	0	51	0	0	20	0	74	0	0	140	71	362	35	753	4,382	17.2	7	127	54	59	247	4,382	5.6
	Reinstated	0	0	0	0	0	0	0	0	0	0	0	1	0	1	3	33.3	0	0	0	0	0	3	0.0
	Disposed Of	0	58	0	7	15	0	70	0	0	145	67	395	30	787	4,228	18.6	8	124	46	67	245	4,228	5.8
	End Pending	0	51	0	3	46	0	43	0	2	75	684	120	19	1,043	2,595	40.2	1	100	58	0	159	2,595	6.1
4th..... EFFINGHAM	New Filed	0	47	2	22	29	4	68	1	0	131	93	544	1	942	7,760	12.1	7	118	91	132	348	7,760	4.5
	Reinstated	0	0	0	0	0	0	3	0	0	0	0	40	0	43	45	95.6	0	1	0	0	1	45	2.2
	Disposed Of	0	63	2	3	44	0	72	0	0	122	110	567	3	986	7,775	12.7	8	129	91	137	365	7,775	4.7
	End Pending	0	30	1	34	60	4	41	3	3	22	293	158	2	651	9,002	7.2	2	52	27	8	89	9,002	1.0
4th..... FAYETTE	New Filed	0	46	0	10	7	2	55	0	0	270	66	291	30	777	6,529	11.9	10	102	64	132	308	6,529	4.7
	Reinstated	0	0	0	0	0	0	0	0	0	0	0	0	0	0	0	0.0	0	0	0	0	0	0	0.0
	Disposed Of	0	49	0	9	3	3	51	0	0	235	70	309	21	750	6,303	11.9	16	89	61	107	273	6,303	4.3
	End Pending	0	56	0	19	11	0	23	3	0	89	296	174	21	692	3,559	19.4	6	55	49	50	160	3,559	4.5
4th..... JASPER	New Filed	0	19	0	4	4	0	14	0	0	23	40	94	1	199	1,359	14.6	1	32	18	41	92	1,359	6.8
	Reinstated	0	0	0	0	0	0	0	0	0	0	0	0	0	0	0	0.0	0	0	0	0	0	0	0.0
	Disposed Of	0	17	0	3	1	0	13	0	0	18	22	102	1	177	1,326	13.3	1	33	23	42	99	1,326	7.5
	End Pending	0	27	0	9	4	0	7	0	0	30	129	24	9	239	785	30.4	1	15	5	2	23	785	2.9
4th..... MARION	New Filed	0	71	1	36	17	6	188	0	2	172	139	585	1	1,218	8,237	14.8	10	209	194	211	624	8,237	7.6
	Reinstated	0	0	0	0	0	0	0	0	1	1	3	0	5	12	12	41.7	0	0	7	0	7	12	58.3
	Disposed Of	0	100	0	5	52	1	211	0	2	99	169	564	2	1,205	8,642	13.9	11	212	184	195	602	8,642	7.0
	End Pending	0	127	1	80	18	5	46	0	0	284	603	128	5	1,297	5,006	25.9	7	111	84	27	229	5,006	4.6
4th..... MONTGOMERY	New Filed	0	54	0	13	20	1	69	0	3	155	76	301	55	747	7,890	9.5	15	136	102	208	461	7,890	5.8
	Reinstated	0	0	0	0	0	0	0	0	0	0	0	0	0	0	0	0.0	0	0	0	0	0	0	0.0
	Disposed Of	0	62	0	3	35	0	57	0	2	146	155	283	44	787	7,659	10.3	10	122	76	185	393	7,659	5.1
	End Pending	0	71	1	38	47	7	77	0	3	196	401	255	57	1,153	6,261	18.4	19	99	64	49	231	6,261	3.7
4th..... SHELBY	New Filed	0	35	4	10	3	0	46	0	0	61	89	232	18	498	2,484	20.0	5	86	46	167	304	2,484	12.2
	Reinstated	0	0	0	0	0	0	0	0	0	0	0	0	0	0	0	0.0	0	0	0	0	0	0	0.0
	Disposed Of	0	39	0	0	7	0	43	0	0	74	44	224	14	445	2,271	19.6	6	64	25	147	242	2,271	10.7
	End Pending	0	79	4	34	9	4	49	4	0	43	384	171	35	816	2,574	31.7	6	98	237	67	408	2,574	15.9
4th CIRCUIT TOTAL	New Filed	0	422	7	101	138	14	655	1	8	1,116	744	3,042	199	6,447	45,607	14.1	80	1,040	725	1,422	3,267	45,607	7.2
	Reinstated	0	0	0	0	0	0	3	0	0	1	1	44	0	49	61	80.3	0	1	8	0	9	61	14.8
	Disposed Of	0	479	5	44	178	6	642	0	4	968	738	3,076	165	6,305	44,865	14.1	82	1,002	594	1,348	3,026	44,865	6.7
	End Pending	0	520	16	272	240	21	341	13	13	1,068	3,723	1,200	179	7,606	34,844	21.8	55	633	889	270	1,847	34,844	5.3

* TOTAL OF ALL CASES IN ALL CATEGORIES: CIVIL; DOMESTIC RELATIONS; CRIMINAL; QUASI-CRIMINAL; AND JUVENILE

CIVIL AND DOMESTIC RELATIONS CASELOAD STATISTICS BY COUNTY
CIRCUIT COURTS OF ILLINOIS
CALENDAR YEAR 2014

CIRCUIT / COUNTY		CIVIL														DOMESTIC RELATIONS								
		ARBITRATION	CHANCERY	EMINENT DOMAIN	LAW JURY > \$50,000	LAW NON-JURY > \$50,000	LAW JURY = < \$50,000	LAW NON-JURY = < \$50,000	MUNICIPAL CORPORATION	MENTAL HEALTH	MISC. REMEDY	PROBATE	SMALL CLAIMS	TAX	TOTAL CIVIL CASES	TOTAL ALL*	CIVIL CASES AS % OF ALL CASES	ADOPTION	DISSOLUTION	FAMILY	ORDER OF PROTECTION	TOTAL DOMESTIC RELATIONS CASES	TOTAL ALL*	DOMESTIC RELATIONS CASES AS % OF ALL CASES
5th..... CLARK	New Filed	0	30	0	6	7	0	23	0	0	42	57	174	0	339	2,432	13.9	5	60	26	76	167	2,432	6.9
	Reinstated	0	0	0	0	0	0	0	0	0	0	0	0	0	0	0	0.0	0	0	0	0	0	0	0.0
	Disposed Of	0	11	0	1	11	0	21	0	0	1	12	134	0	191	2,466	7.7	0	14	4	14	32	2,466	1.3
	End Pending	0	115	0	27	31	3	77	0	0	145	337	183	1	919	3,647	25.2	17	147	97	117	378	3,647	10.4
5th..... COLES	New Filed	0	84	5	1	53	1	423	0	59	367	114	1,500	39	2,646	11,731	22.6	55	200	154	321	730	11,731	6.2
	Reinstated	0	0	0	0	0	0	0	0	0	0	2	1	0	3	3	100.0	0	0	0	0	0	3	0.0
	Disposed Of	0	57	2	5	39	0	303	0	20	136	44	1,228	29	1,863	10,216	18.2	28	132	0	259	419	10,216	4.1
	End Pending	0	146	3	60	135	7	982	0	51	569	158	1,463	43	3,617	15,368	23.5	50	257	340	205	852	15,368	5.5
5th..... CUMBERLAND	New Filed	0	14	0	0	2	0	21	0	0	22	23	67	11	160	1,910	8.4	7	46	18	33	104	1,910	5.4
	Reinstated	0	0	0	0	0	0	0	0	0	0	0	0	0	0	0	0.0	0	0	0	0	0	0	0.0
	Disposed Of	0	3	0	0	2	0	14	0	0	2	10	55	2	88	1,733	5.1	7	34	2	4	47	1,733	2.7
	End Pending	0	133	0	16	47	3	168	0	4	91	363	371	72	1,268	4,644	27.3	33	126	137	137	433	4,644	9.3
5th..... EDGAR	New Filed	0	33	0	5	13	0	88	0	0	69	72	247	1	528	2,491	21.2	8	97	62	95	262	2,491	10.5
	Reinstated	0	0	0	0	0	0	0	0	0	0	0	0	0	0	0	0.0	0	0	0	0	0	0	0.0
	Disposed Of	0	41	0	0	17	0	117	0	0	59	56	223	0	513	2,426	21.1	8	75	50	86	219	2,426	9.0
	End Pending	0	44	0	41	19	0	102	0	0	119	561	276	33	1,195	2,795	42.8	10	163	88	25	286	2,795	10.2
5th..... VERMILION	New Filed	0	193	0	0	90	0	756	0	12	339	223	1,274	1	2,888	14,716	19.6	44	327	439	524	1,334	14,716	9.1
	Reinstated	0	0	0	0	0	0	0	0	0	0	0	0	0	0	1	0.0	0	0	0	1	1	1	100.0
	Disposed Of	0	208	0	1	49	0	562	0	0	122	92	1,031	0	2,065	13,016	15.9	40	289	397	413	1,139	13,016	8.8
	End Pending	0	402	17	9	315	1	1,559	1	50	442	2,258	2,027	148	7,229	23,408	30.9	89	680	1,660	484	2,913	23,408	12.4
5th CIRCUIT TOTAL	New Filed	0	354	5	12	165	1	1,311	0	71	839	489	3,262	52	6,561	33,280	19.7	119	730	699	1,049	2,597	33,280	7.8
	Reinstated	0	0	0	0	0	0	0	0	0	0	2	1	0	3	4	75.0	0	0	0	1	1	4	25.0
	Disposed Of	0	320	2	7	118	0	1,017	0	20	320	214	2,671	31	4,720	29,857	15.8	83	544	453	776	1,856	29,857	6.2
	End Pending	0	840	20	153	547	14	2,888	1	105	1,366	3,677	4,320	297	14,228	49,862	28.5	199	1,373	2,322	968	4,862	49,862	9.8
6th..... CHAMPAIGN	New Filed	0	300	5	104	112	3	1,470	1	9	1,062	344	1,704	3	5,117	30,772	16.6	83	603	590	542	1,818	30,772	5.9
	Reinstated	0	0	0	0	0	0	5	0	0	0	0	21	0	26	412	6.3	0	0	1	0	1	412	0.2
	Disposed Of	0	350	8	91	83	18	1,097	9	16	1,052	183	1,497	9	4,413	30,167	14.6	77	534	406	537	1,554	30,167	5.2
	End Pending	0	1,123	18	944	936	38	5,479	0	12	1,206	3,421	4,229	0	17,406	36,998	47.0	114	1,248	3,121	71	4,554	36,998	12.3
6th..... DEWITT	New Filed	0	38	4	0	13	0	38	0	0	78	53	221	16	461	2,432	19.0	3	62	37	152	254	2,432	10.4
	Reinstated	0	0	0	0	0	0	0	0	0	0	0	0	0	0	0	0.0	0	0	0	0	0	0	0.0
	Disposed Of	0	12	0	0	1	0	4	0	0	1	8	36	1	63	1,933	3.3	0	18	3	114	135	1,933	7.0
	End Pending	0	250	5	6	60	3	163	0	1	260	462	438	57	1,705	3,393	50.3	22	177	153	84	436	3,393	12.8
6th..... DOUGLAS	New Filed	0	50	0	7	4	0	37	0	0	56	56	160	1	371	3,098	12.0	5	65	44	49	163	3,098	5.3
	Reinstated	0	1	0	0	0	0	3	0	0	0	2	6	0	12	12	100.0	0	0	0	0	0	12	0.0
	Disposed Of	0	42	0	5	11	0	42	0	0	58	48	191	3	400	3,049	13.1	6	67	48	49	170	3,049	5.6
	End Pending	0	58	0	26	6	2	28	0	0	18	121	88	0	347	4,054	8.6	2	54	21	2	79	4,054	1.9

* TOTAL OF ALL CASES IN ALL CATEGORIES: CIVIL; DOMESTIC RELATIONS; CRIMINAL; QUASI-CRIMINAL; AND JUVENILE

**CIVIL AND DOMESTIC RELATIONS CASELOAD STATISTICS BY COUNTY
CIRCUIT COURTS OF ILLINOIS
CALENDAR YEAR 2014**

CIRCUIT		CIVIL																DOMESTIC RELATIONS						
		Arbitration	Chancery	Eminent Domain	Law Jury LAW > \$50,000	Law Non-Jury LAW > \$50,000	Law Magistrate Jury LAW > \$50,000	Law Magistrate Non-Jury LAW < \$50,000	Municipal Corporation	Mental Health	Miscellaneous Remedy	Probate	Small Claim	Tax	Total Civil Cases	Total All*	Civil Cases as % of All Cases	Adoption	Dissolution	Family	Order of Protection	Total Domestic Relations Cases	Total All*	Domestic Relations as % of All Cases
6th..... MACON	New Filed	0	293	5	32	109	1	935	0	241	1,158	346	2,189	215	5,524	26,842	20.6	43	539	486	783	1,851	26,842	6.9
	Reinstated	0	0	0	0	0	0	0	0	0	0	0	0	0	0	3	0.0	0	0	0	0	0	3	0.0
	Disposed Of	0	281	4	5	118	0	1,147	0	234	981	363	2,047	196	5,376	27,155	19.8	32	554	491	780	1,857	27,155	6.8
	End Pending	0	498	1	217	215	10	616	6	20	612	1,685	1,940	74	5,894	20,933	28.2	56	534	619	63	1,272	20,933	6.1
6th..... MOULTRIE	New Filed	0	31	0	2	9	0	33	0	0	36	47	131	10	299	2,079	14.4	3	46	29	53	131	2,079	6.3
	Reinstated	0	1	0	0	1	0	0	0	0	0	0	3	0	5	5	100.0	0	0	0	0	0	5	0.0
	Disposed Of	0	35	0	0	9	0	37	0	0	32	38	132	9	292	2,036	14.3	3	56	35	53	147	2,036	7.2
	End Pending	0	34	0	13	5	0	11	0	0	6	144	67	2	282	832	33.9	0	27	9	0	36	832	4.3
6th..... PIATT	New Filed	0	43	0	3	7	2	33	0	0	54	42	153	12	349	2,371	14.7	5	53	22	80	160	2,371	6.7
	Reinstated	0	0	0	0	0	0	0	0	0	0	0	0	0	0	0	0.0	0	0	0	0	0	0	0.0
	Disposed Of	0	55	0	2	9	1	18	0	0	48	26	148	9	316	2,250	14.0	11	49	3	60	123	2,250	5.5
	End Pending	0	134	2	12	17	2	24	1	0	15	273	261	11	752	2,444	30.8	3	135	63	77	278	2,444	11.4
6th CIRCUIT TOTAL	New Filed	0	755	14	148	254	6	2,546	1	250	2,444	888	4,558	257	12,121	67,594	17.9	142	1,368	1,208	1,659	4,377	67,594	6.5
	Reinstated	0	2	0	0	1	0	8	0	0	0	2	30	0	43	432	10.0	0	0	1	0	1	432	0.2
	Disposed Of	0	775	12	103	231	19	2,345	9	250	2,172	666	4,051	227	10,860	66,590	16.3	129	1,278	986	1,593	3,986	66,590	6.0
	End Pending	0	2,097	26	1,218	1,239	55	6,321	7	33	2,117	6,106	7,023	144	26,386	68,654	38.4	197	2,175	3,986	297	6,655	68,654	9.7
7th..... GREENE	New Filed	0	29	0	2	6	2	42	0	0	39	52	175	30	377	2,216	17.0	1	66	24	104	195	2,216	8.8
	Reinstated	0	0	0	0	0	0	0	0	0	2	0	0	0	2	19	10.5	0	1	0	0	1	19	5.3
	Disposed Of	0	31	0	5	6	3	47	0	0	44	45	199	40	420	2,191	19.2	4	71	33	102	210	2,191	9.6
	End Pending	0	25	0	10	5	2	16	0	0	14	61	58	1	192	716	26.8	0	31	10	9	50	716	7.0
7th..... JERSEY	New Filed	0	58	1	0	33	0	64	0	3	67	55	246	20	547	4,534	12.1	15	88	33	84	220	4,534	4.9
	Reinstated	0	0	0	0	0	0	0	0	0	0	0	0	0	0	0	0.0	0	0	0	0	0	0	0.0
	Disposed Of	0	64	2	1	19	0	71	0	0	55	42	295	21	570	4,471	12.7	11	100	38	82	231	4,471	5.2
	End Pending	0	43	2	5	40	0	13	0	16	8	313	62	6	508	2,313	22.0	5	27	12	8	52	2,313	2.2
7th..... MACOUPIN	New Filed	0	137	0	17	17	2	150	0	3	118	155	512	67	1,178	7,900	14.9	12	192	112	248	564	7,900	7.1
	Reinstated	0	1	0	0	0	0	0	0	0	5	0	0	0	6	10	60.0	0	2	0	0	2	10	20.0
	Disposed Of	0	164	0	2	42	0	231	0	1	119	126	463	61	1,209	7,504	16.1	7	195	37	133	372	7,504	5.0
	End Pending	0	111	0	43	32	5	82	18	5	83	643	1,327	25	2,374	9,389	25.3	22	131	232	305	690	9,389	7.3
7th..... MORGAN	New Filed	0	57	2	12	17	0	163	0	1	141	118	701	25	1,237	5,305	23.3	10	137	82	181	410	5,305	7.7
	Reinstated	0	1	0	0	0	0	0	0	0	0	0	0	0	1	5	20.0	0	0	0	0	0	5	0.0
	Disposed Of	0	79	0	21	15	7	204	0	1	132	71	770	26	1,326	5,401	24.6	13	136	78	198	425	5,401	7.9
	End Pending	0	67	2	31	27	1	64	0	0	20	700	305	2	1,219	2,243	54.3	7	84	46	10	147	2,243	6.6
7th..... SANGAMON	New Filed	0	516	8	164	146	21	1,858	0	957	1,529	630	5,672	145	11,646	57,055	20.4	97	833	632	2,137	3,699	57,055	6.5
	Reinstated	0	0	0	1	0	0	0	0	0	0	8	1	0	10	26	38.5	8	5	3	0	16	26	61.5
	Disposed Of	0	1,397	5	214	175	19	1,689	0	987	1,017	539	5,916	183	12,141	56,359	21.5	103	862	386	1,903	3,254	56,359	5.8
	End Pending	0	4,378	36	711	615	720	1,917	15	43	3,915	4,837	11,420	1,989	30,596	77,486	39.5	125	2,682	3,884	1,427	8,118	77,486	10.5

* TOTAL OF ALL CASES IN ALL CATEGORIES: CIVIL; DOMESTIC RELATIONS; CRIMINAL; QUASI-CRIMINAL; AND JUVENILE

CIVIL AND DOMESTIC RELATIONS CASELOAD STATISTICS BY COUNTY
CIRCUIT COURTS OF ILLINOIS
CALENDAR YEAR 2014

CIRCUIT / COUNTY		CIVIL															DOMESTIC RELATIONS							
		ARBITRATION	CHANCERY	EMINENT DOMAIN	LAW JURY > \$50,000	LAW NON-JURY > \$50,000	LAW JURY =< \$50,000	LAW NON-JURY =< \$50,000	MUNICIPAL CORPORATION	MENTAL HEALTH	MISC. REMEDY	PROBATE	SMALL CLAIMS	TAX	TOTAL CIVIL CASES	TOTAL ALL*	CIVIL CASES AS % OF ALL CASES	ADOPTION	DISSOLUTION	FAMILY	ORDER OF PROTECTION	TOTAL DOMESTIC RELATIONS CASES	TOTAL ALL*	DOMESTIC RELATIONS CASES AS % OF ALL CASES
7th..... SCOTT	New Filed	0	10	0	0	4	0	11	0	2	19	18	38	4	106	1,687	6.3	1	14	10	15	40	1,687	2.4
	Reinstated	0	0	0	0	0	0	0	0	0	0	0	0	0	0	0	0.0	0	0	0	0	0	0	0.0
	Disposed Of	0	6	0	0	1	0	8	0	0	6	11	29	1	62	1,550	4.0	1	13	1	12	27	1,550	1.7
	End Pending	0	33	0	2	12	0	25	0	4	37	107	46	9	275	1,040	26.4	2	25	74	3	104	1,040	10.0
7th CIRCUIT TOTAL	New Filed	0	807	11	195	223	25	2,288	0	966	1,913	1,028	7,344	291	15,091	78,697	19.2	136	1,330	893	2,769	5,128	78,697	6.5
	Reinstated	0	2	0	1	0	0	0	0	0	7	8	1	0	19	60	31.7	8	8	3	0	19	60	31.7
	Disposed Of	0	1,741	7	243	258	29	2,250	0	989	1,373	834	7,672	332	15,728	77,476	20.3	139	1,377	573	2,430	4,519	77,476	5.8
	End Pending	0	4,657	40	802	731	728	2,117	33	68	4,077	6,661	13,218	2,032	35,164	93,187	37.7	161	2,980	4,258	1,762	9,161	93,187	9.8
8th..... ADAMS	New Filed	0	98	1	0	61	1	270	0	146	186	172	1,992	48	2,975	13,698	21.7	39	296	202	471	1,008	13,698	7.4
	Reinstated	0	0	0	0	0	0	0	0	1	0	0	0	0	1	5	20.0	0	0	0	0	0	5	0.0
	Disposed Of	0	108	0	4	66	2	231	0	150	177	133	1,747	47	2,665	13,735	19.4	37	283	166	457	943	13,735	6.9
	End Pending	0	58	1	6	80	1	181	0	23	58	650	1,607	8	2,673	7,960	33.6	24	136	82	76	318	7,960	4.0
8th..... BROWN	New Filed	0	10	0	0	4	0	7	0	0	39	18	88	4	170	1,545	11.0	0	37	14	30	81	1,545	5.2
	Reinstated	0	0	0	0	0	0	0	0	0	0	0	0	0	0	0	0.0	0	0	0	0	0	0	0.0
	Disposed Of	0	7	0	2	3	0	10	0	0	36	15	75	5	153	1,609	9.5	0	45	14	27	86	1,609	5.3
	End Pending	0	5	0	1	5	0	5	0	1	26	58	42	3	146	605	24.1	1	24	15	5	45	605	7.4
8th..... CALHOUN	New Filed	0	8	0	4	0	0	8	0	0	17	22	30	7	96	820	11.7	1	13	5	10	29	820	3.5
	Reinstated	0	0	0	0	0	0	0	0	0	0	0	0	0	0	0	0.0	0	0	0	0	0	0	0.0
	Disposed Of	0	14	0	0	4	0	8	0	0	6	21	40	8	101	745	13.6	0	10	3	7	20	745	2.7
	End Pending	0	12	0	9	1	3	3	0	0	18	70	13	11	140	480	29.2	1	10	6	5	22	480	4.6
8th..... CASS	New Filed	0	26	3	3	7	0	44	0	0	27	39	114	16	279	2,160	12.9	6	35	46	64	151	2,160	7.0
	Reinstated	0	0	0	0	0	0	0	0	0	0	0	0	0	0	0	0.0	0	0	0	0	0	0	0.0
	Disposed Of	0	22	0	0	4	0	42	0	0	22	47	123	17	277	2,142	12.9	6	48	39	64	157	2,142	7.3
	End Pending	0	32	3	11	8	1	32	1	0	32	177	33	4	334	1,158	28.8	2	24	29	20	75	1,158	6.5
8th..... MASON	New Filed	0	40	2	3	6	0	23	0	0	29	45	173	23	344	2,976	11.6	2	47	37	83	169	2,976	5.7
	Reinstated	0	0	0	0	0	0	0	0	0	0	0	0	0	0	0	0.0	0	0	0	0	0	0	0.0
	Disposed Of	0	38	0	4	6	0	23	0	0	32	50	164	22	339	2,894	11.7	3	43	24	74	144	2,894	5.0
	End Pending	0	73	2	8	12	0	30	14	4	40	357	125	29	694	3,177	21.8	18	45	151	32	246	3,177	7.7
8th..... MENARD	New Filed	0	34	0	2	3	2	24	0	0	26	55	66	1	213	1,319	16.1	2	40	20	41	103	1,319	7.8
	Reinstated	0	1	0	0	0	0	0	0	0	0	2	1	0	4	6	66.7	0	0	1	1	2	6	33.3
	Disposed Of	0	29	0	1	10	0	25	0	0	25	39	72	2	203	1,299	15.6	3	43	24	41	111	1,299	8.5
	End Pending	0	35	0	9	0	2	15	3	0	6	159	41	2	272	746	36.5	0	20	11	6	37	746	5.0
8th..... PIKE	New Filed	0	51	9	0	10	0	42	0	0	80	48	218	16	474	4,349	10.9	1	74	32	136	243	4,349	5.6
	Reinstated	0	0	0	0	0	0	0	0	0	0	0	0	0	0	0	0.0	0	0	0	0	0	0	0.0
	Disposed Of	0	35	0	5	8	0	42	0	0	57	72	193	26	438	4,381	10.0	2	86	27	134	249	4,381	5.7
	End Pending	0	64	9	14	13	3	46	20	4	91	190	221	59	734	4,588	16.0	1	31	20	21	73	4,588	1.6

* TOTAL OF ALL CASES IN ALL CATEGORIES: CIVIL; DOMESTIC RELATIONS; CRIMINAL; QUASI-CRIMINAL; AND JUVENILE

CIVIL AND DOMESTIC RELATIONS CASELOAD STATISTICS BY COUNTY
CIRCUIT COURTS OF ILLINOIS
CALENDAR YEAR 2014

CIRCUIT / COUNTY		CIVIL														DOMESTIC RELATIONS								
		ARBITRATION	CHANCERY	EMINENT DOMAIN	LAW JURY > \$50,000	LAW NON-JURY > \$50,000	LAW JURY =< \$50,000	LAW NON-JURY =< \$50,000	MUNICIPAL CORPORATION	MENTAL HEALTH	MISC. REMEDY	PROBATE	SMALL CLAIMS	TAX	TOTAL CIVIL CASES	TOTAL ALL*	CIVIL CASES AS % OF ALL CASES	ADOPTION	DISSOLUTION	FAMILY	ORDER OF PROTECTION	TOTAL DOMESTIC RELATIONS CASES	TOTAL ALL*	DOMESTIC RELATIONS CASES AS % OF ALL CASES
8th..... SCHUYLER	New Filed	0	11	14	2	8	2	12	0	1	30	27	156	1	264	2,588	10.2	0	20	19	16	55	2,588	2.1
	Reinstated	0	1	0	0	0	0	0	0	0	0	2	0	0	3	3	100.0	0	0	0	0	0	3	0.0
	Disposed Of	0	14	1	3	3	0	9	0	1	27	26	162	0	246	2,517	9.8	1	23	22	14	60	2,517	2.4
	End Pending	0	18	13	6	6	2	10	0	0	17	81	51	14	218	1,037	21.0	0	13	10	3	26	1,037	2.5
8th CIRCUIT TOTAL	New Filed	0	278	29	14	99	5	430	0	147	434	426	2,837	116	4,815	29,455	16.3	51	562	375	851	1,839	29,455	6.2
	Reinstated	0	2	0	0	0	0	0	0	1	0	4	1	0	8	14	57.1	0	0	1	1	2	14	14.3
	Disposed Of	0	267	1	19	104	2	390	0	151	382	403	2,576	127	4,422	29,322	15.1	52	581	319	818	1,770	29,322	6.0
	End Pending	0	297	28	64	125	12	322	38	32	288	1,742	2,133	130	5,211	19,751	26.4	47	303	324	168	842	19,751	4.3
9th..... FULTON	New Filed	0	95	6	10	12	2	118	0	3	162	101	501	38	1,048	6,441	16.3	9	159	85	261	514	6,441	8.0
	Reinstated	0	3	0	0	0	0	0	0	0	1	5	0	0	9	9	100.0	0	0	0	0	0	9	0.0
	Disposed Of	0	92	2	12	7	1	110	0	3	183	115	436	26	987	6,450	15.3	8	180	88	250	526	6,450	8.2
	End Pending	0	137	4	25	19	2	59	0	0	33	368	240	15	902	2,942	30.7	8	66	47	32	153	2,942	5.2
9th..... HANCOCK	New Filed	0	34	0	8	0	0	21	0	0	69	68	179	20	399	2,680	14.9	4	79	48	59	190	2,680	7.1
	Reinstated	0	0	0	0	0	0	0	0	0	0	0	0	0	0	0	0.0	0	0	0	0	0	0	0.0
	Disposed Of	0	39	0	11	0	0	25	0	0	66	26	153	11	331	2,279	14.5	2	70	33	46	151	2,279	6.6
	End Pending	0	28	0	25	0	0	55	0	0	21	189	394	15	727	1,608	45.2	3	93	56	40	192	1,608	11.9
9th..... HENDERSON	New Filed	0	6	0	0	2	0	9	0	0	57	34	47	14	169	1,802	9.4	1	17	15	27	60	1,802	3.3
	Reinstated	0	0	0	0	0	0	0	0	0	0	0	0	0	0	0	0.0	0	0	0	0	0	0	0.0
	Disposed Of	0	7	0	6	2	0	3	0	0	38	13	45	6	120	1,640	7.3	0	25	13	24	62	1,640	3.8
	End Pending	0	8	1	2	9	3	12	0	0	56	158	34	18	301	1,093	27.5	2	12	44	10	68	1,093	6.2
9th..... KNOX	New Filed	0	108	0	26	21	1	343	0	71	157	199	794	41	1,761	10,306	17.1	35	187	191	271	684	10,306	6.6
	Reinstated	0	0	0	0	0	0	0	0	0	0	0	0	0	0	0	0.0	0	0	0	0	0	0	0.0
	Disposed Of	0	116	0	25	39	6	321	0	49	111	147	783	38	1,635	10,215	16.0	25	170	184	259	638	10,215	6.2
	End Pending	0	65	1	0	83	43	30	0	4	61	1,026	350	14	1,677	6,936	24.2	14	175	123	43	355	6,936	5.1
9th..... MCDONOUGH	New Filed	0	36	1	10	3	0	130	0	34	192	75	388	32	901	7,772	11.6	14	123	70	122	329	7,772	4.2
	Reinstated	0	0	0	0	0	0	0	0	0	0	0	0	0	0	0	0.0	0	0	0	0	0	0	0.0
	Disposed Of	0	45	3	10	2	0	227	0	33	69	42	391	34	856	7,015	12.2	13	104	48	113	278	7,015	4.0
	End Pending	0	112	0	26	17	12	233	0	16	387	530	806	21	2,160	8,147	26.5	20	147	231	287	685	8,147	8.4
9th..... WARREN	New Filed	0	22	0	9	3	1	37	0	0	110	50	239	14	485	3,151	15.4	6	56	55	77	194	3,151	6.2
	Reinstated	0	0	0	0	0	0	0	0	0	0	0	0	0	0	0	0.0	0	0	0	0	0	0	0.0
	Disposed Of	0	15	0	7	8	0	33	0	0	112	103	216	16	510	3,014	16.9	7	51	56	77	191	3,014	6.3
	End Pending	0	21	0	11	9	1	14	0	0	21	136	230	17	460	1,566	29.4	3	34	81	5	123	1,566	7.9
9th CIRCUIT TOTAL	New Filed	0	301	7	63	41	4	658	0	108	747	527	2,148	159	4,763	32,152	14.8	69	621	464	817	1,971	32,152	6.1
	Reinstated	0	3	0	0	0	0	0	0	0	1	5	0	0	9	9	100.0	0	0	0	0	0	9	0.0
	Disposed Of	0	314	5	71	58	7	719	0	85	579	446	2,024	131	4,439	30,613	14.5	55	600	422	769	1,846	30,613	6.0
	End Pending	0	371	6	89	137	61	403	0	20	579	2,407	2,054	100	6,227	22,292	27.9	50	527	582	417	1,576	22,292	7.1

* TOTAL OF ALL CASES IN ALL CATEGORIES: CIVIL; DOMESTIC RELATIONS; CRIMINAL; QUASI-CRIMINAL; AND JUVENILE

CIVIL AND DOMESTIC RELATIONS CASELOAD STATISTICS BY COUNTY
CIRCUIT COURTS OF ILLINOIS
CALENDAR YEAR 2014

CIRCUIT / COUNTY		CIVIL																DOMESTIC RELATIONS						
		ARBITRATION	CHANCERY	EMINENT DOMAIN	LAW JURY > \$50,000	LAW NON-JURY > \$50,000	LAW JURY =< \$50,000	LAW NON-JURY =< \$50,000	MUNICIPAL CORPORATION	MENTAL HEALTH	MISC. REMEDY	PROBATE	SMALL CLAIMS	TAX	TOTAL CIVIL CASES	TOTAL ALL*	CIVIL CASES AS % OF ALL CASES	ADOPTION	DISSOLUTION	FAMILY	ORDER OF PROTECTION	TOTAL DOMESTIC RELATIONS CASES	TOTAL ALL*	DOMESTIC RELATIONS CASES AS % OF ALL CASES
10th..... MARSHALL	New Filed	0	37	0	2	5	0	27	0	0	39	50	136	14	310	1,543	20.1	0	38	25	54	117	1,543	7.6
	Reinstated	0	0	0	0	0	0	0	0	0	0	0	0	0	0	0	0.0	0	0	0	0	0	0	0.0
	Disposed Of	0	38	0	0	6	0	25	1	0	24	47	147	11	299	1,523	19.6	1	29	24	56	110	1,523	7.2
	End Pending	0	54	0	5	12	0	28	0	0	22	200	76	25	422	1,366	30.9	2	33	22	1	58	1,366	4.2
10th..... PEORIA	New Filed	0	492	3	97	244	1	1,722	0	214	812	560	2,699	157	7,001	43,904	15.9	147	656	917	1,526	3,246	43,904	7.4
	Reinstated	0	0	0	0	0	0	0	0	0	0	0	0	0	0	0	0.0	0	0	0	0	0	0	0.0
	Disposed Of	0	562	7	14	285	2	1,777	0	196	760	318	3,361	108	7,390	34,651	21.3	114	755	374	1,503	2,746	34,651	7.9
	End Pending	0	199	44	359	593	23	2,190	0	44	136	338	2,814	238	6,978	39,501	17.7	173	944	3,684	266	5,067	39,501	12.8
10th..... PUTNAM	New Filed	0	21	0	0	6	0	9	0	0	24	21	62	8	151	838	18.0	0	31	16	13	60	838	7.2
	Reinstated	0	0	0	0	0	0	0	0	0	0	0	0	0	0	1	0.0	0	0	0	0	0	1	0.0
	Disposed Of	0	19	0	1	4	0	11	0	0	14	16	66	6	137	791	17.3	1	20	7	11	39	791	4.9
	End Pending	0	25	0	0	11	0	2	0	0	19	54	17	4	132	432	30.6	0	28	26	3	57	432	13.2
10th..... STARK	New Filed	0	17	0	0	1	0	9	0	0	18	41	43	12	141	921	15.3	1	22	12	20	55	921	6.0
	Reinstated	0	0	0	0	0	0	0	0	0	0	0	0	0	0	0	0.0	0	0	0	0	0	0	0.0
	Disposed Of	0	17	0	3	1	0	13	0	0	19	32	64	15	164	985	16.6	1	14	5	20	40	985	4.1
	End Pending	0	15	0	6	1	0	1	0	0	3	101	32	2	161	408	39.5	0	11	13	0	24	408	5.9
10th..... TAZEWELL	New Filed	0	324	0	65	96	8	565	0	0	221	395	1,780	72	3,526	35,119	10.0	30	551	295	967	1,843	35,119	5.2
	Reinstated	0	2	0	0	0	0	4	0	0	0	0	12	0	18	78	23.1	0	1	1	1	3	78	3.8
	Disposed Of	0	373	1	3	125	0	518	0	0	110	236	1,626	40	3,032	35,802	8.5	22	549	258	972	1,801	35,802	5.0
	End Pending	0	492	3	209	128	19	308	0	0	280	1,678	1,370	51	4,538	12,218	37.1	27	451	290	43	811	12,218	6.6
10th CIRCUIT TOTAL	New Filed	0	891	3	164	352	9	2,332	0	214	1,114	1,067	4,720	263	11,129	82,325	13.5	178	1,298	1,265	2,580	5,321	82,325	6.5
	Reinstated	0	2	0	0	0	0	4	0	0	0	0	12	0	18	79	22.8	0	1	1	1	3	79	3.8
	Disposed Of	0	1,009	8	21	421	2	2,344	1	196	927	649	5,264	180	11,022	73,752	14.9	139	1,367	668	2,562	4,736	73,752	6.4
	End Pending	0	785	47	579	745	42	2,529	0	44	460	2,371	4,309	320	12,231	53,925	22.7	202	1,467	4,035	313	6,017	53,925	11.2
11th..... FORD	New Filed	35	34	0	3	6	1	19	0	0	66	40	145	13	362	2,336	15.5	3	55	33	49	140	2,336	6.0
	Reinstated	1	0	0	0	0	0	0	0	0	0	1	0	0	2	2	100.0	0	0	0	0	0	2	0.0
	Disposed Of	22	43	0	4	2	1	16	0	0	39	31	141	8	307	2,058	14.9	4	33	4	48	89	2,058	4.3
	End Pending	30	192	0	15	32	3	51	0	0	48	208	155	49	783	3,841	20.4	6	86	218	89	399	3,841	10.4
11th..... LIVINGSTON	New Filed	0	93	13	11	21	1	148	1	1	143	153	551	47	1,183	7,481	15.8	18	163	97	143	421	7,481	5.6
	Reinstated	0	0	0	0	0	0	0	0	0	0	0	0	0	0	8	0.0	0	0	0	1	1	8	12.5
	Disposed Of	0	110	2	9	15	1	145	1	0	149	162	492	36	1,122	7,017	16.0	12	131	113	139	395	7,017	5.6
	End Pending	0	122	21	48	60	2	95	3	1	77	343	296	91	1,159	6,647	17.4	13	136	58	19	226	6,647	3.4
11th..... LOGAN	New Filed	0	58	0	9	15	1	112	0	2	169	87	527	26	1,006	7,110	14.1	16	126	75	299	516	7,110	7.3
	Reinstated	0	0	0	0	0	0	0	0	0	0	0	0	0	0	1	0.0	0	0	0	0	0	1	0.0
	Disposed Of	0	71	0	0	12	0	95	0	1	146	57	529	31	942	6,878	13.7	15	100	53	264	432	6,878	6.3
	End Pending	0	82	0	50	44	8	137	31	13	190	1,042	222	19	1,838	7,530	24.4	10	121	108	159	398	7,530	5.3

* TOTAL OF ALL CASES IN ALL CATEGORIES: CIVIL; DOMESTIC RELATIONS; CRIMINAL; QUASI-CRIMINAL; AND JUVENILE

CIVIL AND DOMESTIC RELATIONS CASELOAD STATISTICS BY COUNTY
CIRCUIT COURTS OF ILLINOIS
CALENDAR YEAR 2014

CIRCUIT / COUNTY		CIVIL																DOMESTIC RELATIONS						
		ARBITRATION	CHANCERY	EMINENT DOMAIN	LAW JURY > \$50,000	LAW NON-JURY > \$50,000	LAW JURY =< \$50,000	LAW NON-JURY =< \$50,000	MUNICIPAL CORPORATION	MENTAL HEALTH	MISC. REMEDY	PROBATE	SMALL CLAIMS	TAX	TOTAL CIVIL CASES	TOTAL ALL*	CIVIL CASES AS % OF ALL CASES	ADOPTION	DISSOLUTION	FAMILY	ORDER OF PROTECTION	TOTAL DOMESTIC RELATIONS CASES	TOTAL ALL*	DOMESTIC RELATIONS CASES AS % OF ALL CASES
14th..... HENRY	New Filed	36	117	0	0	31	0	195	0	2	201	147	512	1	1,242	9,209	13.5	12	144	125	183	464	9,209	5.0
	Reinstated	0	0	0	0	0	0	0	0	0	0	0	0	0	0	5	0.0	0	0	0	0	0	5	0.0
	Disposed Of	30	114	0	0	25	0	214	0	0	147	151	533	2	1,216	8,758	13.9	8	123	77	170	378	8,758	4.3
	End Pending	36	80	2	17	49	0	32	0	4	119	565	183	4	1,091	9,328	11.7	23	134	279	52	488	9,328	5.2
14th..... MERCER	New Filed	14	46	0	0	8	0	24	0	0	37	71	381	10	591	2,364	25.0	7	67	25	75	174	2,364	7.4
	Reinstated	0	0	0	0	0	0	0	0	0	0	0	0	0	0	0	0.0	0	0	0	0	0	0	0.0
	Disposed Of	8	31	0	0	3	0	13	0	0	26	48	311	3	443	2,086	21.2	5	34	24	48	111	2,086	5.3
	End Pending	27	130	3	6	43	2	43	0	10	128	331	427	95	1,245	2,278	54.7	14	157	149	90	410	2,278	18.0
14th..... ROCK ISLAND	New Filed	227	364	4	10	160	0	1,003	0	24	1,032	436	2,131	123	5,514	30,794	17.9	54	571	549	983	2,157	30,794	7.0
	Reinstated	0	0	0	0	0	0	0	0	0	0	0	3	0	3	8	37.5	0	0	1	1	2	8	25.0
	Disposed Of	221	443	12	3	146	0	1,037	0	11	856	709	2,145	106	5,689	30,329	18.8	54	543	491	978	2,066	30,329	6.8
	End Pending	233	726	6	68	310	0	342	3	58	1,288	3,011	665	214	6,924	32,831	21.1	30	481	593	110	1,214	32,831	3.7
14th..... WHITESIDE	New Filed	97	141	0	0	58	0	190	0	5	171	155	1,755	52	2,624	12,218	21.5	16	236	146	244	642	12,218	5.3
	Reinstated	0	1	0	0	0	0	1	0	0	2	0	2	0	6	7	85.7	0	0	0	0	0	7	0.0
	Disposed Of	104	151	0	1	57	0	190	0	5	150	170	1,699	43	2,570	11,706	22.0	13	231	150	255	649	11,706	5.5
	End Pending	51	124	0	5	126	0	29	0	1	59	779	357	11	1,542	9,137	16.9	18	134	100	21	273	9,137	3.0
14th CIRCUIT TOTAL	New Filed	374	668	4	10	257	0	1,412	0	31	1,441	809	4,779	186	9,971	54,585	18.3	89	1,018	845	1,485	3,437	54,585	6.3
	Reinstated	0	1	0	0	0	0	1	0	0	2	0	5	0	9	20	45.0	0	0	1	1	2	20	10.0
	Disposed Of	363	739	12	4	231	0	1,454	0	16	1,179	1,078	4,688	154	9,918	52,879	18.8	80	931	742	1,451	3,204	52,879	6.1
	End Pending	347	1,060	11	96	528	2	446	3	73	1,594	4,686	1,632	324	10,802	53,574	20.2	85	906	1,121	273	2,385	53,574	4.5
15th..... CARROLL	New Filed	0	45	0	0	6	0	29	0	1	48	39	153	27	348	3,009	11.6	0	48	19	53	120	3,009	4.0
	Reinstated	0	0	0	0	0	0	0	0	0	0	0	0	0	0	1	0.0	0	0	0	0	0	1	0.0
	Disposed Of	0	51	0	0	15	0	34	0	0	39	55	133	24	351	2,916	12.0	2	43	31	52	128	2,916	4.4
	End Pending	0	53	0	6	9	0	9	0	1	37	143	46	11	315	1,798	17.5	5	25	25	7	62	1,798	3.4
15th..... JO DAVIESS	New Filed	0	42	0	6	7	0	38	0	0	64	52	172	26	407	3,769	10.8	5	78	31	63	177	3,769	4.7
	Reinstated	0	0	0	0	0	0	0	0	0	0	0	0	0	0	0	0.0	0	0	0	0	0	0	0.0
	Disposed Of	0	85	0	3	24	0	29	0	0	62	43	158	22	426	3,847	11.1	5	74	29	67	175	3,847	4.5
	End Pending	0	57	1	18	11	2	21	0	0	6	176	64	5	361	2,036	17.7	0	39	14	2	55	2,036	2.7
15th..... LEE	New Filed	0	106	0	0	26	0	148	0	82	132	87	848	123	1,552	8,220	18.9	9	132	83	124	348	8,220	4.2
	Reinstated	0	1	0	0	9	1	0	0	0	0	1	0	0	12	21	57.1	0	3	1	0	4	21	19.0
	Disposed Of	0	119	0	1	21	2	141	0	79	117	66	874	82	1,502	7,888	19.0	8	121	46	124	299	7,888	3.8
	End Pending	0	140	0	5	72	1	46	0	15	54	515	264	50	1,162	4,425	26.3	9	103	130	0	242	4,425	5.5
15th..... OGLE	New Filed	0	142	0	0	36	0	209	0	7	100	92	582	28	1,196	10,546	11.3	17	168	98	192	475	10,546	4.5
	Reinstated	0	0	0	0	0	0	0	0	0	0	0	0	0	0	0	0.0	0	0	0	0	0	0	0.0
	Disposed Of	0	183	0	0	29	0	220	0	6	113	77	583	21	1,232	11,219	11.0	16	192	91	191	490	11,219	4.4
	End Pending	0	122	0	5	58	0	59	0	0	18	376	163	13	814	9,721	8.4	8	103	46	1	158	9,721	1.6

* TOTAL OF ALL CASES IN ALL CATEGORIES: CIVIL; DOMESTIC RELATIONS; CRIMINAL; QUASI-CRIMINAL; AND JUVENILE

CIVIL AND DOMESTIC RELATIONS CASELOAD STATISTICS BY COUNTY
CIRCUIT COURTS OF ILLINOIS
CALENDAR YEAR 2014

CIRCUIT / COUNTY		CIVIL														DOMESTIC RELATIONS								
		ARBITRATION	CHANCERY	EMINENT DOMAIN	LAW JURY > \$50,000	LAW NON-JURY > \$50,000	LAW JURY = < \$50,000	LAW NON-JURY = < \$50,000	MUNICIPAL CORPORATION	MENTAL HEALTH	MISC. REMEDY	PROBATE	SMALL CLAIMS	TAX	TOTAL CIVIL CASES	TOTAL ALL*	CIVIL CASES AS % OF ALL CASES	ADOPTION	DISSOLUTION	FAMILY	ORDER OF PROTECTION	TOTAL DOMESTIC RELATIONS CASES	TOTAL ALL*	DOMESTIC RELATIONS CASES AS % OF ALL CASES
19th..... LAKE	New Filed	1,174	2,545	18	265	688	4	3,061	3	89	2,202	1,193	7,726	7	18,975	163,101	11.6	95	2,343	1,186	1,887	5,511	163,101	3.4
	Reinstated	120	123	3	19	23	0	82	0	1	7	60	206	0	644	10,149	6.3	0	56	39	7	102	10,149	1.0
	Disposed Of	1,382	4,381	33	502	504	5	3,146	3	89	2,175	889	8,041	37	21,187	175,139	12.1	104	2,416	1,312	1,908	5,740	175,139	3.3
	End Pending	582	4,983	21	583	481	0	318	0	1	373	4,010	1,620	12	12,984	43,173	30.1	42	1,212	338	177	1,769	43,173	4.1
19th CIRCUIT TOTAL	New Filed	1,174	2,545	18	265	688	4	3,061	3	89	2,202	1,193	7,726	7	18,975	163,101	11.6	95	2,343	1,186	1,887	5,511	163,101	3.4
	Reinstated	120	123	3	19	23	0	82	0	1	7	60	206	0	644	10,149	6.3	0	56	39	7	102	10,149	1.0
	Disposed Of	1,382	4,381	33	502	504	5	3,146	3	89	2,175	889	8,041	37	21,187	175,139	12.1	104	2,416	1,312	1,908	5,740	175,139	3.3
	End Pending	582	4,983	21	583	481	0	318	0	1	373	4,010	1,620	12	12,984	43,173	30.1	42	1,212	338	177	1,769	43,173	4.1
20th..... MONROE	New Filed	0	68	0	12	12	2	71	7	0	29	40	237	15	493	4,669	10.6	5	124	53	106	288	4,669	6.2
	Reinstated	0	0	0	0	0	0	0	0	0	0	0	0	0	0	0	0.0	0	0	0	0	0	0	0.0
	Disposed Of	0	94	0	16	8	2	87	6	0	20	34	333	19	619	4,457	13.9	2	94	30	95	221	4,457	5.0
	End Pending	0	80	31	44	18	4	82	3	0	44	231	114	12	663	4,449	14.9	7	93	64	34	198	4,449	4.5
20th..... PERRY	New Filed	0	36	0	1	19	0	56	0	1	82	77	175	26	473	3,524	13.4	12	85	49	43	189	3,524	5.4
	Reinstated	0	0	0	0	0	0	0	0	0	0	0	0	0	0	0	0.0	0	0	0	0	0	0	0.0
	Disposed Of	0	36	0	3	27	0	45	0	1	37	17	192	19	377	3,340	11.3	11	90	42	37	180	3,340	5.4
	End Pending	0	66	0	27	77	1	108	0	0	217	461	129	21	1,107	2,803	39.5	11	89	76	63	239	2,803	8.5
20th..... RANDOLPH	New Filed	0	67	0	21	21	2	124	0	140	118	99	434	25	1,051	4,782	22.0	4	138	74	67	283	4,782	5.9
	Reinstated	0	0	0	0	0	0	0	0	0	0	0	0	0	0	3	0.0	0	0	0	0	0	3	0.0
	Disposed Of	0	80	0	6	52	2	121	0	143	85	77	424	28	1,018	4,716	21.6	7	142	66	57	272	4,716	5.8
	End Pending	0	54	0	58	31	6	208	0	6	121	707	434	21	1,646	3,037	54.2	21	63	80	30	194	3,037	6.4
20th..... ST. CLAIR	New Filed	1,423	875	8	402	431	4	2,364	0	7	513	803	3,658	404	10,892	83,924	13.0	93	990	1,104	1,022	3,209	83,924	3.8
	Reinstated	0	0	0	0	0	0	0	0	0	0	0	0	0	0	215	0.0	0	0	0	0	0	215	0.0
	Disposed Of	1,452	1,018	18	410	265	6	2,296	0	3	435	702	4,211	110	10,926	85,738	12.7	87	971	1,050	991	3,099	85,738	3.6
	End Pending	630	775	71	1,195	392	7	280	0	12	319	1,685	1,526	569	7,461	85,017	8.8	53	460	922	228	1,663	85,017	2.0
20th..... WASHINGTON	New Filed	0	30	0	6	7	0	46	0	0	27	59	124	12	311	2,638	11.8	57	68	25	28	178	2,638	6.7
	Reinstated	0	1	0	0	0	0	0	0	0	0	0	0	0	1	1	100.0	0	0	0	0	0	1	0.0
	Disposed Of	0	28	0	5	3	1	46	0	0	21	32	117	13	266	2,607	10.2	59	66	27	27	179	2,607	6.9
	End Pending	0	56	0	23	9	1	20	0	0	19	342	73	15	558	2,481	22.5	64	39	42	10	155	2,481	6.2
20th CIRCUIT TOTAL	New Filed	1,423	1,076	8	442	490	8	2,661	7	148	769	1,078	4,628	482	13,220	99,537	13.3	171	1,405	1,305	1,266	4,147	99,537	4.2
	Reinstated	0	1	0	0	0	0	0	0	0	0	0	0	0	1	219	0.5	0	0	0	0	0	219	0.0
	Disposed Of	1,452	1,256	18	440	355	11	2,595	6	147	598	862	5,277	189	13,206	100,858	13.1	166	1,363	1,215	1,207	3,951	100,858	3.9
	End Pending	630	1,031	102	1,347	527	19	698	3	18	720	3,426	2,276	638	11,435	97,787	11.7	156	744	1,184	365	2,449	97,787	2.5
21st..... IROQUOIS	New Filed	0	66	0	0	32	0	100	0	0	39	79	367	53	736	6,330	11.6	7	92	69	258	426	6,330	6.7
	Reinstated	0	0	0	0	0	0	0	0	0	0	0	0	0	0	0	0.0	0	0	0	0	0	0	0.0
	Disposed Of	0	74	0	9	17	1	74	0	0	32	57	322	35	621	5,870	10.6	4	71	5	202	282	5,870	4.8
	End Pending	0	95	1	15	45	5	94	0	1	42	858	236	104	1,496	12,035	12.4	15	164	540	109	828	12,035	6.9

* TOTAL OF ALL CASES IN ALL CATEGORIES: CIVIL; DOMESTIC RELATIONS; CRIMINAL; QUASI-CRIMINAL; AND JUVENILE

**CRIMINAL AND QUASI-CRIMINAL
CASELOAD STATISTICS BY COUNTY
CIRCUIT COURTS OF ILLINOIS
CALENDAR YEAR 2014**

CIRCUIT	COUNTY		CRIMINAL						QUASI-CRIMINAL					
			FELONY	MISDE- MEANOR	DUI	TOTAL CRIMINAL CASES	TOTAL * ALL CASES	CRIMINAL AS % OF ALL CASES	TRAFFIC	CONSER- VATION CASES	ORDIN- ANCE CASES	TOTAL OF QUASI CRIMINAL	TOTAL * ALL CASES	QUASI-CRIM AS % OF ALL CASES
1st	ALEXANDER	New Filed	64	38	38	140	7,423	1.9	6,849	34	10	6,893	7,423	92.9
		Reinstated	0	0	0	0	0	0.0	0	0	0	0	0	0.0
		Disposed Of	75	47	37	159	6,002	2.6	5,607	27	16	5,650	6,002	94.1
		End Pending	248	373	158	779	34,761	2.2	28,985	200	232	29,417	34,761	84.6
1st	JACKSON	New Filed	546	618	287	1,451	15,108	9.6	9,054	107	1,728	10,889	15,108	72.1
		Reinstated	0	0	0	0	6	0.0	0	0	0	0	6	0.0
		Disposed Of	663	651	256	1,570	15,035	10.4	8,810	113	1,809	10,732	15,035	71.4
		End Pending	281	189	148	618	4,113	15.0	1,368	3	519	1,890	4,113	46.0
1st	JOHNSON	New Filed	71	87	36	194	3,159	6.1	2,461	46	14	2,521	3,159	79.8
		Reinstated	0	0	0	0	0	0.0	0	0	0	0	0	0.0
		Disposed Of	66	77	27	170	3,020	5.6	2,385	54	16	2,455	3,020	81.3
		End Pending	62	59	57	178	8,391	2.1	7,775	24	27	7,826	8,391	93.3
1st	MASSAC	New Filed	144	148	77	369	5,227	7.1	3,896	39	100	4,035	5,227	77.2
		Reinstated	0	0	0	0	3	0.0	0	0	0	0	3	0.0
		Disposed Of	169	192	81	442	4,842	9.1	3,580	32	85	3,697	4,842	76.4
		End Pending	148	238	116	502	4,623	10.9	2,718	34	47	2,799	4,623	60.5
1st	POPE	New Filed	37	38	12	87	904	9.6	660	32	0	692	904	76.5
		Reinstated	0	0	0	0	0	0.0	0	0	0	0	0	0.0
		Disposed Of	41	37	15	93	877	10.6	634	59	0	693	877	79.0
		End Pending	16	13	8	37	527	7.0	311	9	0	320	527	60.7
1st	PULASKI	New Filed	72	147	30	249	20,071	1.2	19,565	17	1	19,583	20,071	97.6
		Reinstated	0	0	0	0	0	0.0	0	0	0	0	0	0.0
		Disposed Of	77	136	23	236	18,588	1.3	18,160	19	1	18,180	18,588	97.8
		End Pending	154	214	67	435	57,061	0.8	54,815	58	74	54,947	57,061	96.3
1st	SALINE	New Filed	338	236	34	608	4,508	13.5	2,275	28	211	2,514	4,508	55.8
		Reinstated	0	0	0	0	9	0.0	0	0	0	0	9	0.0
		Disposed Of	359	197	49	605	4,460	13.6	2,177	30	203	2,410	4,460	54.0
		End Pending	351	232	42	625	4,005	15.6	789	11	258	1,058	4,005	26.4
1st	UNION	New Filed	280	284	101	665	5,348	12.4	3,389	66	42	3,497	5,348	65.4
		Reinstated	0	0	0	0	0	0.0	0	0	0	0	0	0.0
		Disposed Of	265	228	128	621	5,058	12.3	3,398	45	32	3,475	5,058	68.7
		End Pending	273	317	112	702	5,664	12.4	3,011	82	41	3,134	5,664	55.3
1st	WILLIAMSON	New Filed	614	786	326	1,726	17,235	10.0	11,078	116	557	11,751	17,235	68.2
		Reinstated	1	0	0	1	38	2.6	0	0	0	0	38	0.0
		Disposed Of	553	828	359	1,740	16,520	10.5	10,457	104	440	11,001	16,520	66.6
		End Pending	549	466	502	1,517	9,156	16.6	4,903	36	199	5,138	9,156	56.1

* TOTAL OF ALL CASES IN ALL CATEGORIES: CIVIL; DOMESTIC RELATIONS; CRIMINAL; QUASI-CRIMINAL; AND JUVENILE

**CRIMINAL AND QUASI-CRIMINAL
CASELOAD STATISTICS BY COUNTY
CIRCUIT COURTS OF ILLINOIS
CALENDAR YEAR 2014**

CIRCUIT	COUNTY		CRIMINAL						QUASI-CRIMINAL					
			FELONY	MISDE- MEANOR	DUI	TOTAL CRIMINAL CASES	TOTAL * ALL CASES	CRIMINAL AS % OF ALL CASES	TRAFFIC	CONSER- VATION CASES	ORDIN- ANCE CASES	TOTAL OF QUASI CRIMINAL	TOTAL * ALL CASES	QUASI-CRIM AS % OF ALL CASES
1st Circuit	CIRCUIT TOTAL	New Filed	2,166	2,382	941	5,489	78,983	6.9	59,227	485	2,663	62,375	78,983	79.0
		Reinstated	1	0	0	1	56	1.8	0	0	0	0	56	0.0
		Disposed Of	2,268	2,393	975	5,636	74,402	7.6	55,208	483	2,602	58,293	74,402	78.3
		End Pending	2,082	2,101	1,210	5,393	128,301	4.2	104,675	457	1,397	106,529	128,301	83.0
2nd	CRAWFORD	New Filed	204	257	73	534	3,051	17.5	1,364	23	172	1,559	3,051	51.1
		Reinstated	1	0	0	1	6	16.7	0	0	0	0	6	0.0
		Disposed Of	180	277	81	538	3,057	17.6	1,339	25	160	1,524	3,057	49.9
		End Pending	96	183	112	391	2,715	14.4	624	20	80	724	2,715	26.7
2nd	EDWARDS	New Filed	36	41	18	95	1,030	9.2	727	8	30	765	1,030	74.3
		Reinstated	0	0	0	0	0	0.0	0	0	0	0	0	0.0
		Disposed Of	50	50	25	125	1,079	11.6	735	11	23	769	1,079	71.3
		End Pending	39	30	24	93	535	17.4	260	1	11	272	535	50.8
2nd	FRANKLIN	New Filed	436	631	126	1,193	7,635	15.6	3,973	141	136	4,250	7,635	55.7
		Reinstated	0	0	0	0	0	0.0	0	0	0	0	0	0.0
		Disposed Of	439	647	130	1,216	7,303	16.7	4,022	128	116	4,266	7,303	58.4
		End Pending	413	354	121	888	9,281	9.6	2,936	77	121	3,134	9,281	33.8
2nd	GALLATIN	New Filed	46	62	15	123	1,293	9.5	862	17	24	903	1,293	69.8
		Reinstated	0	0	0	0	0	0.0	0	0	0	0	0	0.0
		Disposed Of	57	66	16	139	1,229	11.3	838	10	27	875	1,229	71.2
		End Pending	99	151	45	295	1,091	27.0	301	16	18	335	1,091	30.7
2nd	HAMILTON	New Filed	59	92	52	203	1,490	13.6	877	41	0	918	1,490	61.6
		Reinstated	0	0	0	0	0	0.0	0	0	0	0	0	0.0
		Disposed Of	74	93	34	201	1,335	15.1	782	41	0	823	1,335	61.6
		End Pending	41	36	30	107	924	11.6	322	18	0	340	924	36.8
2nd	HARDIN	New Filed	36	72	9	117	643	18.2	312	15	2	329	643	51.2
		Reinstated	0	0	0	0	0	0.0	0	0	0	0	0	0.0
		Disposed Of	42	47	15	104	655	15.9	346	21	6	373	655	56.9
		End Pending	43	118	24	185	1,568	11.8	343	34	25	402	1,568	25.6
2nd	JEFFERSON	New Filed	408	538	138	1,084	8,497	12.8	5,023	65	78	5,166	8,497	60.8
		Reinstated	0	0	0	0	7	0.0	0	0	0	0	7	0.0
		Disposed Of	549	649	172	1,370	8,792	15.6	5,146	71	82	5,299	8,792	60.3
		End Pending	553	468	157	1,178	10,413	11.3	4,168	39	80	4,287	10,413	41.2
2nd	LAWRENCE	New Filed	120	171	46	337	2,127	15.8	975	41	15	1,031	2,127	48.5
		Reinstated	0	0	0	0	0	0.0	0	0	0	0	0	0.0
		Disposed Of	134	180	51	365	1,895	19.3	951	32	16	999	1,895	52.7
		End Pending	135	207	77	419	2,832	14.8	953	54	60	1,067	2,832	37.7

* TOTAL OF ALL CASES IN ALL CATEGORIES: CIVIL; DOMESTIC RELATIONS; CRIMINAL; QUASI-CRIMINAL; AND JUVENILE

**CRIMINAL AND QUASI-CRIMINAL
CASELOAD STATISTICS BY COUNTY
CIRCUIT COURTS OF ILLINOIS
CALENDAR YEAR 2014**

CIRCUIT	COUNTY		CRIMINAL						QUASI-CRIMINAL					
			FELONY	MISDE- MEANOR	DUI	TOTAL CRIMINAL CASES	TOTAL * ALL CASES	CRIMINAL AS % OF ALL CASES	TRAFFIC	CONSER- VATION CASES	ORDIN- ANCE CASES	TOTAL OF QUASI CRIMINAL	TOTAL * ALL CASES	QUASI-CRIM AS % OF ALL CASES
2nd	RICHLAND	New Filed	187	226	72	485	2,855	17.0	1,453	10	70	1,533	2,855	53.7
		Reinstated	0	0	0	0	0	0.0	0	0	0	0	0	0.0
		Disposed Of	158	231	70	459	2,710	16.9	1,416	12	79	1,507	2,710	55.6
		End Pending	154	207	78	439	2,170	20.2	615	4	19	638	2,170	29.4
2nd	WABASH	New Filed	114	192	77	383	2,559	15.0	1,546	10	54	1,610	2,559	62.9
		Reinstated	0	0	0	0	0	0.0	0	0	0	0	0	0.0
		Disposed Of	113	186	95	394	2,488	15.8	1,542	6	61	1,609	2,488	64.7
		End Pending	77	120	74	271	1,765	15.4	571	4	70	645	1,765	36.5
2nd	WAYNE	New Filed	209	152	64	425	3,054	13.9	1,933	55	6	1,994	3,054	65.3
		Reinstated	0	0	0	0	0	0.0	0	0	0	0	0	0.0
		Disposed Of	223	191	65	479	3,075	15.6	1,990	72	8	2,070	3,075	67.3
		End Pending	210	220	89	519	6,086	8.5	4,180	24	22	4,226	6,086	69.4
2nd	WHITE	New Filed	140	288	65	493	3,313	14.9	2,058	39	12	2,109	3,313	63.7
		Reinstated	0	0	0	0	1	0.0	0	0	0	0	1	0.0
		Disposed Of	129	276	76	481	3,271	14.7	2,051	32	11	2,094	3,271	64.0
		End Pending	115	123	31	269	6,525	4.1	5,422	68	29	5,519	6,525	84.6
2nd Circuit	CIRCUIT TOTAL	New Filed	1,995	2,722	755	5,472	37,547	14.6	21,103	465	599	22,167	37,547	59.0
		Reinstated	1	0	0	1	14	7.1	0	0	0	0	14	0.0
		Disposed Of	2,148	2,893	830	5,871	36,889	15.9	21,158	461	589	22,208	36,889	60.2
		End Pending	1,975	2,217	862	5,054	45,905	11.0	20,695	359	535	21,589	45,905	47.0
3rd	BOND	New Filed	78	110	41	229	7,766	2.9	6,942	14	11	6,967	7,766	89.7
		Reinstated	0	2	0	2	2	100.0	0	0	0	0	2	0.0
		Disposed Of	92	109	34	235	7,377	3.2	6,774	11	12	6,797	7,377	92.1
		End Pending	156	307	38	501	9,382	5.3	5,111	18	43	5,172	9,382	55.1
3rd	MADISON	New Filed	2,769	6,278	875	9,922	73,148	13.6	44,102	107	3,906	48,115	73,148	65.8
		Reinstated	472	0	0	472	606	77.9	0	0	0	0	606	0.0
		Disposed Of	2,905	5,924	1,023	9,852	73,214	13.5	43,979	119	3,747	47,845	73,214	65.3
		End Pending	1,513	7,656	1,255	10,424	49,747	21.0	20,164	42	1,238	21,444	49,747	43.1
3rd Circuit	CIRCUIT TOTAL	New Filed	2,847	6,388	916	10,151	80,914	12.5	51,044	121	3,917	55,082	80,914	68.1
		Reinstated	472	2	0	474	608	78.0	0	0	0	0	608	0.0
		Disposed Of	2,997	6,033	1,057	10,087	80,591	12.5	50,753	130	3,759	54,642	80,591	67.8
		End Pending	1,669	7,963	1,293	10,925	59,129	18.5	25,275	60	1,281	26,616	59,129	45.0
4th	CHRISTIAN	New Filed	230	304	86	620	5,325	11.6	2,592	108	140	2,840	5,325	53.3
		Reinstated	0	0	0	0	1	0.0	0	0	0	0	1	0.0
		Disposed Of	247	286	93	626	5,061	12.4	2,557	97	153	2,807	5,061	55.5
		End Pending	190	177	62	429	4,288	10.0	1,684	33	91	1,808	4,288	42.2

* TOTAL OF ALL CASES IN ALL CATEGORIES: CIVIL; DOMESTIC RELATIONS; CRIMINAL; QUASI-CRIMINAL; AND JUVENILE

**CRIMINAL AND QUASI-CRIMINAL
CASELOAD STATISTICS BY COUNTY
CIRCUIT COURTS OF ILLINOIS
CALENDAR YEAR 2014**

CIRCUIT	COUNTY		CRIMINAL						QUASI-CRIMINAL					
			FELONY	MISDE- MEANOR	DUI	TOTAL CRIMINAL CASES	TOTAL * ALL CASES	CRIMINAL AS % OF ALL CASES	TRAFFIC	CONSER- VATION CASES	ORDIN- ANCE CASES	TOTAL OF QUASI CRIMINAL	TOTAL * ALL CASES	QUASI-CRIM AS % OF ALL CASES
4th	CLAY	New Filed	95	130	43	268	1,641	16.3	860	10	35	905	1,641	55.1
		Reinstated	0	0	0	0	0	0.0	0	0	0	0	0	0.0
		Disposed Of	87	139	36	262	1,600	16.4	818	31	32	881	1,600	55.1
		End Pending	71	56	43	170	774	22.0	230	5	6	241	774	31.1
4th	CLINTON	New Filed	192	304	90	586	4,382	13.4	2,575	104	19	2,698	4,382	61.6
		Reinstated	2	0	0	2	3	66.7	0	0	0	0	3	0.0
		Disposed Of	180	288	78	546	4,228	12.9	2,463	98	14	2,575	4,228	60.9
		End Pending	71	72	29	172	2,595	6.6	1,104	16	6	1,126	2,595	43.4
4th	EFFINGHAM	New Filed	268	474	211	953	7,760	12.3	5,347	38	32	5,417	7,760	69.8
		Reinstated	0	0	0	0	45	0.0	1	0	0	1	45	2.2
		Disposed Of	242	427	204	873	7,775	11.2	5,376	35	30	5,441	7,775	70.0
		End Pending	168	387	199	754	9,002	8.4	6,915	9	15	6,939	9,002	77.1
4th	FAYETTE	New Filed	252	259	107	618	6,529	9.5	4,627	64	68	4,759	6,529	72.9
		Reinstated	0	0	0	0	0	0.0	0	0	0	0	0	0.0
		Disposed Of	207	220	89	516	6,303	8.2	4,580	63	58	4,701	6,303	74.6
		End Pending	225	211	111	547	3,559	15.4	2,059	25	35	2,119	3,559	59.5
4th	JASPER	New Filed	53	84	25	162	1,359	11.9	831	31	19	881	1,359	64.8
		Reinstated	0	0	0	0	0	0.0	0	0	0	0	0	0.0
		Disposed Of	49	81	29	159	1,326	12.0	807	42	20	869	1,326	65.5
		End Pending	38	47	24	109	785	13.9	389	4	6	399	785	50.8
4th	MARION	New Filed	333	275	177	785	8,237	9.5	4,841	128	513	5,482	8,237	66.6
		Reinstated	0	0	0	0	12	0.0	0	0	0	0	12	0.0
		Disposed Of	319	248	188	755	8,642	8.7	5,372	133	458	5,963	8,642	69.0
		End Pending	308	283	213	804	5,006	16.1	2,368	21	107	2,496	5,006	49.9
4th	MONTGOMERY	New Filed	181	422	96	699	7,890	8.9	5,718	72	108	5,898	7,890	74.8
		Reinstated	0	0	0	0	0	0.0	0	0	0	0	0	0.0
		Disposed Of	174	437	94	705	7,659	9.2	5,577	67	106	5,750	7,659	75.1
		End Pending	119	164	79	362	6,261	5.8	4,234	13	19	4,266	6,261	68.1
4th	SHELBY	New Filed	152	312	53	517	2,484	20.8	1,025	66	18	1,109	2,484	44.6
		Reinstated	0	0	0	0	0	0.0	0	0	0	0	0	0.0
		Disposed Of	134	279	54	467	2,271	20.6	994	61	11	1,066	2,271	46.9
		End Pending	136	165	56	357	2,574	13.9	800	102	32	934	2,574	36.3
4th Circuit	CIRCUIT TOTAL	New Filed	1,756	2,564	888	5,208	45,607	11.4	28,416	621	952	29,989	45,607	65.8
		Reinstated	2	0	0	2	61	3.3	1	0	0	1	61	1.6
		Disposed Of	1,639	2,405	865	4,909	44,865	10.9	28,544	627	882	30,053	44,865	67.0
		End Pending	1,326	1,562	816	3,704	34,844	10.6	19,783	228	317	20,328	34,844	58.3

* TOTAL OF ALL CASES IN ALL CATEGORIES: CIVIL; DOMESTIC RELATIONS; CRIMINAL; QUASI-CRIMINAL; AND JUVENILE

**CRIMINAL AND QUASI-CRIMINAL
CASELOAD STATISTICS BY COUNTY
CIRCUIT COURTS OF ILLINOIS
CALENDAR YEAR 2014**

CIRCUIT	COUNTY		CRIMINAL						QUASI-CRIMINAL					
			FELONY	MISDE- MEANOR	DUI	TOTAL CRIMINAL CASES	TOTAL * ALL CASES	CRIMINAL AS % OF ALL CASES	TRAFFIC	CONSER- VATION CASES	ORDIN- ANCE CASES	TOTAL OF QUASI CRIMINAL	TOTAL * ALL CASES	QUASI-CRIM AS % OF ALL CASES
5th	CLARK	New Filed	94	220	85	399	2,432	16.4	1,430	34	38	1,502	2,432	61.8
		Reinstated	0	0	0	0	0	0.0	0	0	0	0	0	0.0
		Disposed Of	96	201	67	364	2,466	14.8	1,770	54	39	1,863	2,466	75.5
		End Pending	46	168	93	307	3,647	8.4	1,907	18	29	1,954	3,647	53.6
5th	COLES	New Filed	588	760	241	1,589	11,731	13.5	5,145	47	1,435	6,627	11,731	56.5
		Reinstated	0	0	0	0	3	0.0	0	0	0	0	3	0.0
		Disposed Of	561	732	274	1,567	10,216	15.3	5,225	57	1,075	6,357	10,216	62.2
		End Pending	636	893	216	1,745	15,368	11.4	3,553	37	5,231	8,821	15,368	57.4
5th	CUMBERLAND	New Filed	71	132	43	246	1,910	12.9	1,318	43	15	1,376	1,910	72.0
		Reinstated	0	0	0	0	0	0.0	0	0	0	0	0	0.0
		Disposed Of	71	119	48	238	1,733	13.7	1,301	38	15	1,354	1,733	78.1
		End Pending	89	151	55	295	4,644	6.4	2,447	25	16	2,488	4,644	53.6
5th	EDGAR	New Filed	199	236	46	481	2,491	19.3	1,081	6	74	1,161	2,491	46.6
		Reinstated	0	0	0	0	0	0.0	0	0	0	0	0	0.0
		Disposed Of	185	247	45	477	2,426	19.7	1,075	17	60	1,152	2,426	47.5
		End Pending	201	200	69	470	2,795	16.8	701	5	90	796	2,795	28.5
5th	VERMILION	New Filed	632	1,030	205	1,867	14,716	12.7	8,116	88	101	8,305	14,716	56.4
		Reinstated	0	0	0	0	1	0.0	0	0	0	0	1	0.0
		Disposed Of	569	1,011	216	1,796	13,016	13.8	7,789	73	77	7,939	13,016	61.0
		End Pending	1,005	1,141	376	2,522	23,408	10.8	7,951	119	1,111	9,181	23,408	39.2
5th Circuit	CIRCUIT TOTAL	New Filed	1,584	2,378	620	4,582	33,280	13.8	17,090	218	1,663	18,971	33,280	57.0
		Reinstated	0	0	0	0	4	0.0	0	0	0	0	4	0.0
		Disposed Of	1,482	2,310	650	4,442	29,857	14.9	17,160	239	1,266	18,665	29,857	62.5
		End Pending	1,977	2,553	809	5,339	49,862	10.7	16,559	204	6,477	23,240	49,862	46.6
6th	CHAMPAIGN	New Filed	1,824	1,376	650	3,850	30,772	12.5	18,408	32	1,192	19,632	30,772	63.8
		Reinstated	313	51	0	364	412	88.3	0	0	1	1	412	0.2
		Disposed Of	2,117	1,327	671	4,115	30,167	13.6	18,195	31	1,574	19,800	30,167	65.6
		End Pending	1,786	1,023	450	3,259	36,998	8.8	9,898	15	731	10,644	36,998	28.8
6th	DEWITT	New Filed	72	222	67	361	2,432	14.8	1,195	111	17	1,323	2,432	54.4
		Reinstated	0	0	0	0	0	0.0	0	0	0	0	0	0.0
		Disposed Of	70	236	84	390	1,933	20.2	1,228	103	12	1,343	1,933	69.5
		End Pending	56	221	56	333	3,393	9.8	699	63	11	773	3,393	22.8
6th	DOUGLAS	New Filed	106	105	67	278	3,098	9.0	2,228	9	36	2,273	3,098	73.4
		Reinstated	0	0	0	0	12	0.0	0	0	0	0	12	0.0
		Disposed Of	101	126	58	285	3,049	9.3	2,134	8	38	2,180	3,049	71.5
		End Pending	95	57	57	209	4,054	5.2	3,380	13	17	3,410	4,054	84.1

* TOTAL OF ALL CASES IN ALL CATEGORIES: CIVIL; DOMESTIC RELATIONS; CRIMINAL; QUASI-CRIMINAL; AND JUVENILE

**CRIMINAL AND QUASI-CRIMINAL
CASELOAD STATISTICS BY COUNTY
CIRCUIT COURTS OF ILLINOIS
CALENDAR YEAR 2014**

CIRCUIT	COUNTY		CRIMINAL						QUASI-CRIMINAL					
			FELONY	MISDE- MEANOR	DUI	TOTAL CRIMINAL CASES	TOTAL * ALL CASES	CRIMINAL AS % OF ALL CASES	TRAFFIC	CONSER- VATION CASES	ORDIN- ANCE CASES	TOTAL OF QUASI CRIMINAL	TOTAL * ALL CASES	QUASI-CRIM AS % OF ALL CASES
6th	MACON	New Filed	1,618	1,259	616	3,493	26,842	13.0	15,114	50	283	15,447	26,842	57.5
		Reinstated	0	0	0	0	3	0.0	3	0	0	3	3	100.0
		Disposed Of	1,547	1,209	548	3,304	27,155	12.2	15,487	52	625	16,164	27,155	59.5
		End Pending	1,188	1,132	417	2,737	20,933	13.1	8,409	33	1,634	10,076	20,933	48.1
6th	MOULTRIE	New Filed	48	76	48	172	2,079	8.3	1,410	24	5	1,439	2,079	69.2
		Reinstated	0	0	0	0	5	0.0	0	0	0	0	5	0.0
		Disposed Of	56	77	39	172	2,036	8.4	1,365	27	5	1,397	2,036	68.6
		End Pending	20	47	32	99	832	11.9	367	4	0	371	832	44.6
6th	PIATT	New Filed	51	104	65	220	2,371	9.3	1,601	4	14	1,619	2,371	68.3
		Reinstated	0	0	0	0	0	0.0	0	0	0	0	0	0.0
		Disposed Of	27	82	57	166	2,250	7.4	1,620	2	6	1,628	2,250	72.4
		End Pending	60	82	40	182	2,444	7.4	1,183	4	22	1,209	2,444	49.5
6th Circuit	CIRCUIT TOTAL	New Filed	3,719	3,142	1,513	8,374	67,594	12.4	39,956	230	1,547	41,733	67,594	61.7
		Reinstated	313	51	0	364	432	84.3	3	0	1	4	432	0.9
		Disposed Of	3,918	3,057	1,457	8,432	66,590	12.7	40,029	223	2,260	42,512	66,590	63.8
		End Pending	3,205	2,562	1,052	6,819	68,654	9.9	23,936	132	2,415	26,483	68,654	38.6
7th	GREENE	New Filed	105	173	48	326	2,216	14.7	1,239	47	3	1,289	2,216	58.2
		Reinstated	11	2	3	16	19	84.2	0	0	0	0	19	0.0
		Disposed Of	84	184	42	310	2,191	14.1	1,174	53	4	1,231	2,191	56.2
		End Pending	73	66	22	161	716	22.5	267	8	15	290	716	40.5
7th	JERSEY	New Filed	172	403	85	660	4,534	14.6	2,823	99	128	3,050	4,534	67.3
		Reinstated	0	0	0	0	0	0.0	0	0	0	0	0	0.0
		Disposed Of	160	411	102	673	4,471	15.1	2,722	82	133	2,937	4,471	65.7
		End Pending	153	232	47	432	2,313	18.7	1,196	34	34	1,264	2,313	54.6
7th	MACOUPIN	New Filed	206	526	166	898	7,900	11.4	4,972	55	151	5,178	7,900	65.5
		Reinstated	0	2	0	2	10	20.0	0	0	0	0	10	0.0
		Disposed Of	180	491	149	820	7,504	10.9	4,812	58	149	5,019	7,504	66.9
		End Pending	367	821	173	1,361	9,389	14.5	4,222	15	339	4,576	9,389	48.7
7th	MORGAN	New Filed	145	431	78	654	5,305	12.3	2,870	32	77	2,979	5,305	56.2
		Reinstated	0	0	1	1	5	20.0	3	0	0	3	5	60.0
		Disposed Of	140	402	60	602	5,401	11.1	2,922	45	56	3,023	5,401	56.0
		End Pending	88	121	56	265	2,243	11.8	448	1	151	600	2,243	26.7
7th	SANGAMON	New Filed	1,444	1,616	1,147	4,207	57,055	7.4	36,636	127	400	37,163	57,055	65.1
		Reinstated	0	0	0	0	26	0.0	0	0	0	0	26	0.0
		Disposed Of	1,424	2,223	1,097	4,744	56,359	8.4	35,304	156	480	35,940	56,359	63.8
		End Pending	1,359	2,812	1,521	5,692	77,486	7.3	30,837	223	550	31,610	77,486	40.8

* TOTAL OF ALL CASES IN ALL CATEGORIES: CIVIL; DOMESTIC RELATIONS; CRIMINAL; QUASI-CRIMINAL; AND JUVENILE

**CRIMINAL AND QUASI-CRIMINAL
CASELOAD STATISTICS BY COUNTY
CIRCUIT COURTS OF ILLINOIS
CALENDAR YEAR 2014**

CIRCUIT	COUNTY		CRIMINAL						QUASI-CRIMINAL					
			FELONY	MISDE- MEANOR	DUI	TOTAL CRIMINAL CASES	TOTAL * ALL CASES	CRIMINAL AS % OF ALL CASES	TRAFFIC	CONSER- VATION CASES	ORDIN- ANCE CASES	TOTAL OF QUASI CRIMINAL	TOTAL * ALL CASES	QUASI-CRIM AS % OF ALL CASES
7th	SCOTT	New Filed	24	46	13	83	1,687	4.9	1,430	17	1	1,448	1,687	85.8
		Reinstated	0	0	0	0	0	0.0	0	0	0	0	0	0.0
		Disposed Of	21	25	6	52	1,550	3.4	1,392	17	0	1,409	1,550	90.9
		End Pending	23	36	11	70	1,040	6.7	516	6	4	526	1,040	50.6
7th Circuit	CIRCUIT TOTAL	New Filed	2,096	3,195	1,537	6,828	78,697	8.7	49,970	377	760	51,107	78,697	64.9
		Reinstated	11	4	4	19	60	31.7	3	0	0	3	60	5.0
		Disposed Of	2,009	3,736	1,456	7,201	77,476	9.3	48,326	411	822	49,559	77,476	64.0
		End Pending	2,063	4,088	1,830	7,981	93,187	8.6	37,486	287	1,093	38,866	93,187	41.7
8th	ADAMS	New Filed	714	452	173	1,339	13,698	9.8	6,899	64	1,286	8,249	13,698	60.2
		Reinstated	0	1	0	1	5	20.0	0	0	0	0	5	0.0
		Disposed Of	724	544	198	1,466	13,735	10.7	7,104	76	1,322	8,502	13,735	61.9
		End Pending	697	383	159	1,239	7,960	15.6	3,043	28	394	3,465	7,960	43.5
8th	BROWN	New Filed	24	51	9	84	1,545	5.4	1,172	24	7	1,203	1,545	77.9
		Reinstated	0	0	0	0	0	0.0	0	0	0	0	0	0.0
		Disposed Of	23	56	13	92	1,609	5.7	1,223	39	11	1,273	1,609	79.1
		End Pending	22	80	11	113	605	18.7	281	9	5	295	605	48.8
8th	CALHOUN	New Filed	43	69	18	130	820	15.9	527	25	10	562	820	68.5
		Reinstated	0	0	0	0	0	0.0	0	0	0	0	0	0.0
		Disposed Of	41	48	11	100	745	13.4	474	35	10	519	745	69.7
		End Pending	32	35	9	76	480	15.8	208	7	26	241	480	50.2
8th	CASS	New Filed	129	202	67	398	2,160	18.4	1,195	33	42	1,270	2,160	58.8
		Reinstated	0	0	0	0	0	0.0	0	0	0	0	0	0.0
		Disposed Of	119	193	78	390	2,142	18.2	1,171	33	52	1,256	2,142	58.6
		End Pending	128	62	39	229	1,158	19.8	451	11	25	487	1,158	42.1
8th	MASON	New Filed	140	150	21	311	2,976	10.5	1,996	25	70	2,091	2,976	70.3
		Reinstated	0	0	0	0	0	0.0	0	0	0	0	0	0.0
		Disposed Of	152	147	22	321	2,894	11.1	1,954	25	70	2,049	2,894	70.8
		End Pending	86	134	25	245	3,177	7.7	1,855	23	24	1,902	3,177	59.9
8th	MENARD	New Filed	71	92	41	204	1,319	15.5	751	12	14	777	1,319	58.9
		Reinstated	0	0	0	0	6	0.0	0	0	0	0	6	0.0
		Disposed Of	53	83	48	184	1,299	14.2	754	17	13	784	1,299	60.4
		End Pending	41	43	24	108	746	14.5	302	0	4	306	746	41.0
8th	PIKE	New Filed	97	203	44	344	4,349	7.9	3,200	39	5	3,244	4,349	74.6
		Reinstated	0	0	0	0	0	0.0	0	0	0	0	0	0.0
		Disposed Of	107	194	42	343	4,381	7.8	3,269	59	3	3,331	4,381	76.0
		End Pending	94	295	83	472	4,588	10.3	2,909	68	29	3,006	4,588	65.5

* TOTAL OF ALL CASES IN ALL CATEGORIES: CIVIL; DOMESTIC RELATIONS; CRIMINAL; QUASI-CRIMINAL; AND JUVENILE

**CRIMINAL AND QUASI-CRIMINAL
CASELOAD STATISTICS BY COUNTY
CIRCUIT COURTS OF ILLINOIS
CALENDAR YEAR 2014**

CIRCUIT	COUNTY		CRIMINAL						QUASI-CRIMINAL					
			FELONY	MISDE- MEANOR	DUI	TOTAL CRIMINAL CASES	TOTAL * ALL CASES	CRIMINAL AS % OF ALL CASES	TRAFFIC	CONSER- VATION CASES	ORDIN- ANCE CASES	TOTAL OF QUASI CRIMINAL	TOTAL * ALL CASES	QUASI-CRIM AS % OF ALL CASES
8th.....	SCHUYLER	New Filed	36	70	43	149	2,588	5.8	2,069	26	2	2,097	2,588	81.0
		Reinstated	0	0	0	0	3	0.0	0	0	0	0	3	0.0
		Disposed Of	34	67	38	139	2,517	5.5	2,024	26	2	2,052	2,517	81.5
		End Pending	37	52	23	112	1,037	10.8	649	15	2	666	1,037	64.2
8th Circuit	CIRCUIT TOTAL	New Filed	1,254	1,289	416	2,959	29,455	10.0	17,809	248	1,436	19,493	29,455	66.2
		Reinstated	0	1	0	1	14	7.1	0	0	0	0	14	0.0
		Disposed Of	1,253	1,332	450	3,035	29,322	10.4	17,973	310	1,483	19,766	29,322	67.4
		End Pending	1,137	1,084	373	2,594	19,751	13.1	9,698	161	509	10,368	19,751	52.5
9th.....	FULTON	New Filed	237	485	157	879	6,441	13.6	3,552	76	301	3,929	6,441	61.0
		Reinstated	0	0	0	0	9	0.0	0	0	0	0	9	0.0
		Disposed Of	244	538	161	943	6,450	14.6	3,534	66	323	3,923	6,450	60.8
		End Pending	207	325	99	631	2,942	21.4	933	17	138	1,088	2,942	37.0
9th.....	HANCOCK	New Filed	101	137	69	307	2,680	11.5	1,680	43	33	1,756	2,680	65.5
		Reinstated	0	0	0	0	0	0.0	0	0	0	0	0	0.0
		Disposed Of	72	125	46	243	2,279	10.7	1,469	35	29	1,533	2,279	67.3
		End Pending	70	54	41	165	1,608	10.3	484	19	13	516	1,608	32.1
9th.....	HENDERSON	New Filed	64	81	94	239	1,802	13.3	1,247	8	69	1,324	1,802	73.5
		Reinstated	0	0	0	0	0	0.0	0	0	0	0	0	0.0
		Disposed Of	66	91	81	238	1,640	14.5	1,147	8	54	1,209	1,640	73.7
		End Pending	58	66	83	207	1,093	18.9	457	4	53	514	1,093	47.0
9th.....	KNOX	New Filed	521	848	192	1,561	10,306	15.1	5,612	17	555	6,184	10,306	60.0
		Reinstated	0	0	0	0	0	0.0	0	0	0	0	0	0.0
		Disposed Of	726	823	224	1,773	10,215	17.4	5,502	16	562	6,080	10,215	59.5
		End Pending	881	461	150	1,492	6,936	21.5	3,212	1	85	3,298	6,936	47.5
9th.....	MCDONOUGH	New Filed	326	750	221	1,297	7,772	16.7	4,182	32	960	5,174	7,772	66.6
		Reinstated	0	0	0	0	0	0.0	0	0	0	0	0	0.0
		Disposed Of	268	702	182	1,152	7,015	16.4	3,818	14	829	4,661	7,015	66.4
		End Pending	396	683	427	1,506	8,147	18.5	2,818	49	779	3,646	8,147	44.8
9th.....	WARREN	New Filed	130	204	73	407	3,151	12.9	1,723	3	300	2,026	3,151	64.3
		Reinstated	0	0	0	0	0	0.0	0	0	0	0	0	0.0
		Disposed Of	118	201	61	380	3,014	12.6	1,611	2	284	1,897	3,014	62.9
		End Pending	92	122	123	337	1,566	21.5	549	1	74	624	1,566	39.8
9th Circuit	CIRCUIT TOTAL	New Filed	1,379	2,505	806	4,690	32,152	14.6	17,996	179	2,218	20,393	32,152	63.4
		Reinstated	0	0	0	0	9	0.0	0	0	0	0	9	0.0
		Disposed Of	1,494	2,480	755	4,729	30,613	15.4	17,081	141	2,081	19,303	30,613	63.1
		End Pending	1,704	1,711	923	4,338	22,292	19.5	8,453	91	1,142	9,686	22,292	43.5

* TOTAL OF ALL CASES IN ALL CATEGORIES: CIVIL; DOMESTIC RELATIONS; CRIMINAL; QUASI-CRIMINAL; AND JUVENILE

**CRIMINAL AND QUASI-CRIMINAL
CASELOAD STATISTICS BY COUNTY
CIRCUIT COURTS OF ILLINOIS
CALENDAR YEAR 2014**

CIRCUIT	COUNTY		CRIMINAL						QUASI-CRIMINAL					
			FELONY	MISDE- MEANOR	DUI	TOTAL CRIMINAL CASES	TOTAL * ALL CASES	CRIMINAL AS % OF ALL CASES	TRAFFIC	CONSER- VATION CASES	ORDIN- ANCE CASES	TOTAL OF QUASI CRIMINAL	TOTAL * ALL CASES	QUASI-CRIM AS % OF ALL CASES
10th.....	MARSHALL	New Filed	56	122	28	206	1,543	13.4	880	6	7	893	1,543	57.9
		Reinstated	0	0	0	0	0	0.0	0	0	0	0	0	0.0
		Disposed Of	49	103	36	188	1,523	12.3	891	11	4	906	1,523	59.5
		End Pending	40	141	24	205	1,366	15.0	640	2	8	650	1,366	47.6
10th.....	PEORIA	New Filed	1,001	2,485	615	4,101	43,904	9.3	25,620	84	3,022	28,726	43,904	65.4
		Reinstated	0	0	0	0	0	0.0	0	0	0	0	0	0.0
		Disposed Of	1,174	2,456	359	3,989	34,651	11.5	16,864	91	2,764	19,719	34,651	56.9
		End Pending	676	676	778	2,130	39,501	5.4	20,518	211	3,155	23,884	39,501	60.5
10th.....	PUTNAM	New Filed	39	155	15	209	838	24.9	370	34	1	405	838	48.3
		Reinstated	0	1	0	1	1	100.0	0	0	0	0	1	0.0
		Disposed Of	42	144	12	198	791	25.0	387	22	3	412	791	52.1
		End Pending	19	52	9	80	432	18.5	125	22	1	148	432	34.3
10th.....	STARK	New Filed	18	33	13	64	921	6.9	645	1	4	650	921	70.6
		Reinstated	0	0	0	0	0	0.0	0	0	0	0	0	0.0
		Disposed Of	26	50	18	94	985	9.5	657	1	5	663	985	67.3
		End Pending	20	18	12	50	408	12.3	151	0	0	151	408	37.0
10th.....	TAZEWELL	New Filed	591	946	740	2,277	35,119	6.5	26,001	79	1,148	27,228	35,119	77.5
		Reinstated	5	50	0	55	78	70.5	1	0	1	2	78	2.6
		Disposed Of	616	1,039	724	2,379	35,802	6.6	27,230	78	1,137	28,445	35,802	79.5
		End Pending	292	227	476	995	12,218	8.1	5,225	12	161	5,398	12,218	44.2
10th Circuit	CIRCUIT TOTAL	New Filed	1,705	3,741	1,411	6,857	82,325	8.3	53,516	204	4,182	57,902	82,325	70.3
		Reinstated	5	51	0	56	79	70.9	1	0	1	2	79	2.5
		Disposed Of	1,907	3,792	1,149	6,848	73,752	9.3	46,029	203	3,913	50,145	73,752	68.0
		End Pending	1,047	1,114	1,299	3,460	53,925	6.4	26,659	247	3,325	30,231	53,925	56.1
11th.....	FORD	New Filed	88	174	50	312	2,336	13.4	1,455	0	36	1,491	2,336	63.8
		Reinstated	0	0	0	0	2	0.0	0	0	0	0	2	0.0
		Disposed Of	83	169	42	294	2,058	14.3	1,314	0	30	1,344	2,058	65.3
		End Pending	96	113	49	258	3,841	6.7	2,251	8	51	2,310	3,841	60.1
11th.....	LIVINGSTON	New Filed	308	537	144	989	7,481	13.2	4,503	51	226	4,780	7,481	63.9
		Reinstated	4	2	1	7	8	87.5	0	0	0	0	8	0.0
		Disposed Of	278	512	108	898	7,017	12.8	4,320	21	193	4,534	7,017	64.6
		End Pending	204	223	101	528	6,647	7.9	4,152	39	422	4,613	6,647	69.4
11th.....	LOGAN	New Filed	160	401	63	624	7,110	8.8	4,682	10	165	4,857	7,110	68.3
		Reinstated	0	1	0	1	1	100.0	0	0	0	0	1	0.0
		Disposed Of	171	399	75	645	6,878	9.4	4,598	9	178	4,785	6,878	69.6
		End Pending	153	448	76	677	7,530	9.0	4,249	16	91	4,356	7,530	57.8

* TOTAL OF ALL CASES IN ALL CATEGORIES: CIVIL; DOMESTIC RELATIONS; CRIMINAL; QUASI-CRIMINAL; AND JUVENILE

**CRIMINAL AND QUASI-CRIMINAL
CASELOAD STATISTICS BY COUNTY
CIRCUIT COURTS OF ILLINOIS
CALENDAR YEAR 2014**

CIRCUIT	COUNTY		CRIMINAL						QUASI-CRIMINAL					
			FELONY	MISDE- MEANOR	DUI	TOTAL CRIMINAL CASES	TOTAL * ALL CASES	CRIMINAL AS % OF ALL CASES	TRAFFIC	CONSER- VATION CASES	ORDIN- ANCE CASES	TOTAL OF QUASI CRIMINAL	TOTAL * ALL CASES	QUASI-CRIM AS % OF ALL CASES
11th.....	MCLEAN	New Filed	1,586	2,400	779	4,765	43,108	11.1	28,851	36	1,956	30,843	43,108	71.5
		Reinstated	16	116	5	137	979	14.0	689	0	4	693	979	70.8
		Disposed Of	1,542	2,513	844	4,899	44,799	10.9	30,203	41	1,901	32,145	44,799	71.8
		End Pending	1,228	1,034	430	2,692	19,411	13.9	9,936	6	784	10,726	19,411	55.3
11th.....	WOODFORD	New Filed	182	425	123	730	5,837	12.5	4,098	25	19	4,142	5,837	71.0
		Reinstated	0	0	0	0	0	0.0	0	0	0	0	0	0.0
		Disposed Of	174	343	82	599	5,327	11.2	3,915	13	12	3,940	5,327	74.0
		End Pending	129	234	92	455	7,639	6.0	4,132	51	50	4,233	7,639	55.4
11th Circuit	CIRCUIT TOTAL	New Filed	2,324	3,937	1,159	7,420	65,872	11.3	43,589	122	2,402	46,113	65,872	70.0
		Reinstated	20	119	6	145	990	14.6	689	0	4	693	990	70.0
		Disposed Of	2,248	3,936	1,151	7,335	66,079	11.1	44,350	84	2,314	46,748	66,079	70.7
		End Pending	1,810	2,052	748	4,610	45,068	10.2	24,720	120	1,398	26,238	45,068	58.2
12th.....	WILL	New Filed	2,538	3,644	1,721	7,903	150,724	5.2	108,781	366	5,044	114,191	150,724	75.8
		Reinstated	28	23	18	69	4,399	1.6	3,674	10	233	3,917	4,399	89.0
		Disposed Of	2,667	3,348	1,637	7,652	157,430	4.9	110,496	344	5,328	116,168	157,430	73.8
		End Pending	2,502	2,411	2,946	7,859	85,556	9.2	54,447	44	4,553	59,044	85,556	69.0
12th Circuit	CIRCUIT TOTAL	New Filed	2,538	3,644	1,721	7,903	150,724	5.2	108,781	366	5,044	114,191	150,724	75.8
		Reinstated	28	23	18	69	4,399	1.6	3,674	10	233	3,917	4,399	89.0
		Disposed Of	2,667	3,348	1,637	7,652	157,430	4.9	110,496	344	5,328	116,168	157,430	73.8
		End Pending	2,502	2,411	2,946	7,859	85,556	9.2	54,447	44	4,553	59,044	85,556	69.0
13th.....	BUREAU	New Filed	81	306	51	438	4,087	10.7	2,197	66	51	2,314	4,087	56.6
		Reinstated	0	0	0	0	15	0.0	0	0	0	0	15	0.0
		Disposed Of	94	345	66	505	4,026	12.5	2,149	42	39	2,230	4,026	55.4
		End Pending	68	292	84	444	4,959	9.0	2,977	28	48	3,053	4,959	61.6
13th.....	GRUNDY	New Filed	196	633	210	1,039	13,228	7.9	9,476	111	250	9,837	13,228	74.4
		Reinstated	1	0	0	1	56	1.8	0	0	0	0	56	0.0
		Disposed Of	221	719	184	1,124	13,278	8.5	9,190	118	269	9,577	13,278	72.1
		End Pending	165	269	124	558	3,689	15.1	1,667	5	41	1,713	3,689	46.4
13th.....	LASALLE	New Filed	541	1,424	553	2,518	23,029	10.9	12,721	1,484	963	15,168	23,029	65.9
		Reinstated	28	33	15	76	580	13.1	278	12	58	348	580	60.0
		Disposed Of	531	1,430	564	2,525	23,967	10.5	13,255	1,459	1,044	15,758	23,967	65.7
		End Pending	283	435	290	1,008	10,301	9.8	6,408	85	123	6,616	10,301	64.2
13th Circuit	CIRCUIT TOTAL	New Filed	818	2,363	814	3,995	40,344	9.9	24,394	1,661	1,264	27,319	40,344	67.7
		Reinstated	29	33	15	77	651	11.8	278	12	58	348	651	53.5
		Disposed Of	846	2,494	814	4,154	41,271	10.1	24,594	1,619	1,352	27,565	41,271	66.8
		End Pending	516	996	498	2,010	18,949	10.6	11,052	118	212	11,382	18,949	60.1

* TOTAL OF ALL CASES IN ALL CATEGORIES: CIVIL; DOMESTIC RELATIONS; CRIMINAL; QUASI-CRIMINAL; AND JUVENILE

**CRIMINAL AND QUASI-CRIMINAL
CASELOAD STATISTICS BY COUNTY
CIRCUIT COURTS OF ILLINOIS
CALENDAR YEAR 2014**

CIRCUIT	COUNTY		CRIMINAL						QUASI-CRIMINAL					
			FELONY	MISDE- MEANOR	DUI	TOTAL CRIMINAL CASES	TOTAL * ALL CASES	CRIMINAL AS % OF ALL CASES	TRAFFIC	CONSER- VATION CASES	ORDIN- ANCE CASES	TOTAL OF QUASI CRIMINAL	TOTAL * ALL CASES	QUASI-CRIM AS % OF ALL CASES
14th.....	HENRY	New Filed	381	429	264	1,074	9,209	11.7	5,875	16	479	6,370	9,209	69.2
		Reinstated	0	1	2	3	5	60.0	1	0	1	5	20.0	
		Disposed Of	324	365	196	885	8,758	10.1	5,731	16	469	6,216	8,758	71.0
		End Pending	436	558	345	1,339	9,328	14.4	6,043	2	84	6,129	9,328	65.7
14th.....	MERCER	New Filed	107	166	42	315	2,364	13.3	975	72	199	1,246	2,364	52.7
		Reinstated	0	0	0	0	0	0.0	0	0	0	0	0.0	
		Disposed Of	110	180	37	327	2,086	15.7	944	74	167	1,185	2,086	56.8
		End Pending	66	98	26	190	2,278	8.3	227	10	97	334	2,278	14.7
14th.....	ROCK ISLAND	New Filed	1,024	1,689	829	3,542	30,794	11.5	18,444	132	767	19,343	30,794	62.8
		Reinstated	3	0	0	3	8	37.5	0	0	0	8	0.0	
		Disposed Of	945	1,715	827	3,487	30,329	11.5	18,103	133	658	18,894	30,329	62.3
		End Pending	702	1,812	781	3,295	32,831	10.0	18,582	62	1,807	20,451	32,831	62.3
14th.....	WHITESIDE	New Filed	419	365	164	948	12,218	7.8	7,779	60	44	7,883	12,218	64.5
		Reinstated	1	0	0	1	7	14.3	0	0	0	7	0.0	
		Disposed Of	349	336	153	838	11,706	7.2	7,456	56	38	7,550	11,706	64.5
		End Pending	456	401	182	1,039	9,137	11.4	5,972	25	102	6,099	9,137	66.8
14th Circuit	CIRCUIT TOTAL	New Filed	1,931	2,649	1,299	5,879	54,585	10.8	33,073	280	1,489	34,842	54,585	63.8
		Reinstated	4	1	2	7	20	35.0	1	0	1	20	5.0	
		Disposed Of	1,728	2,596	1,213	5,537	52,879	10.5	32,234	279	1,332	33,845	52,879	64.0
		End Pending	1,660	2,869	1,334	5,863	53,574	10.9	30,824	99	2,090	33,013	53,574	61.6
15th.....	CARROLL	New Filed	88	303	105	496	3,009	16.5	1,869	77	64	2,010	3,009	66.8
		Reinstated	1	0	0	1	1	100.0	0	0	0	1	0.0	
		Disposed Of	72	293	92	457	2,916	15.7	1,821	74	59	1,954	2,916	67.0
		End Pending	77	305	93	475	1,798	26.4	850	49	14	913	1,798	50.8
15th.....	JO DAVIESS	New Filed	54	209	90	353	3,769	9.4	2,463	64	275	2,802	3,769	74.3
		Reinstated	0	0	0	0	0	0.0	0	0	0	0	0.0	
		Disposed Of	56	189	118	363	3,847	9.4	2,527	79	266	2,872	3,847	74.7
		End Pending	27	89	39	155	2,036	7.6	1,362	5	70	1,437	2,036	70.6
15th.....	LEE	New Filed	281	328	145	754	8,220	9.2	5,263	28	206	5,497	8,220	66.9
		Reinstated	1	2	0	3	21	14.3	0	0	0	21	0.0	
		Disposed Of	238	291	136	665	7,888	8.4	5,146	27	174	5,347	7,888	67.8
		End Pending	295	247	136	678	4,425	15.3	2,199	12	48	2,259	4,425	51.1
15th.....	OGLE	New Filed	256	498	151	905	10,546	8.6	7,677	92	89	7,858	10,546	74.5
		Reinstated	0	0	0	0	0	0.0	0	0	0	0	0.0	
		Disposed Of	263	558	152	973	11,219	8.7	8,226	110	85	8,421	11,219	75.1
		End Pending	282	832	241	1,355	9,721	13.9	6,850	88	133	7,071	9,721	72.7

* TOTAL OF ALL CASES IN ALL CATEGORIES: CIVIL; DOMESTIC RELATIONS; CRIMINAL; QUASI-CRIMINAL; AND JUVENILE

**CRIMINAL AND QUASI-CRIMINAL
CASELOAD STATISTICS BY COUNTY
CIRCUIT COURTS OF ILLINOIS
CALENDAR YEAR 2014**

CIRCUIT	COUNTY		CRIMINAL						QUASI-CRIMINAL					
			FELONY	MISDE- MEANOR	DUI	TOTAL CRIMINAL CASES	TOTAL * ALL CASES	CRIMINAL AS % OF ALL CASES	TRAFFIC	CONSER- VATION CASES	ORDIN- ANCE CASES	TOTAL OF QUASI CRIMINAL	TOTAL * ALL CASES	QUASI-CRIM AS % OF ALL CASES
15th.....	STEPHENSON	New Filed	330	1,075	128	1,533	9,553	16.0	5,190	26	821	6,037	9,553	63.2
		Reinstated	0	0	0	0	0	0.0	0	0	0	0	0	0.0
		Disposed Of	315	1,043	132	1,490	9,392	15.9	5,082	40	879	6,001	9,392	63.9
		End Pending	263	436	87	786	5,351	14.7	3,014	5	183	3,202	5,351	59.8
15th Circuit	CIRCUIT TOTAL	New Filed	1,009	2,413	619	4,041	35,097	11.5	22,462	287	1,455	24,204	35,097	69.0
		Reinstated	2	2	0	4	22	18.2	0	0	0	0	22	0.0
		Disposed Of	944	2,374	630	3,948	35,262	11.2	22,802	330	1,463	24,595	35,262	69.7
		End Pending	944	1,909	596	3,449	23,331	14.8	14,275	159	448	14,882	23,331	63.8
16th.....	KANE	New Filed	2,378	5,353	1,316	9,047	101,495	8.9	71,229	155	3,689	75,073	101,495	74.0
		Reinstated	78	149	49	276	935	29.5	449	0	26	475	935	50.8
		Disposed Of	2,195	5,611	1,093	8,899	102,635	8.7	73,302	158	3,712	77,172	102,635	75.2
		End Pending	3,448	4,155	2,017	9,620	57,070	16.9	13,591	6	5,433	19,030	57,070	33.3
16th Circuit	CIRCUIT TOTAL	New Filed	2,378	5,353	1,316	9,047	101,495	8.9	71,229	155	3,689	75,073	101,495	74.0
		Reinstated	78	149	49	276	935	29.5	449	0	26	475	935	50.8
		Disposed Of	2,195	5,611	1,093	8,899	102,635	8.7	73,302	158	3,712	77,172	102,635	75.2
		End Pending	3,448	4,155	2,017	9,620	57,070	16.9	13,591	6	5,433	19,030	57,070	33.3
17th.....	BOONE	New Filed	327	1,169	314	1,810	17,906	10.1	13,660	27	284	13,971	17,906	78.0
		Reinstated	0	1	0	1	7	14.3	0	0	0	0	7	0.0
		Disposed Of	375	1,022	301	1,698	17,416	9.7	12,543	35	317	12,895	17,416	74.0
		End Pending	511	1,444	570	2,525	16,281	15.5	12,558	21	87	12,666	16,281	77.8
17th.....	WINNEBAGO	New Filed	3,147	4,469	1,370	8,986	73,040	12.3	45,398	284	1,355	47,037	73,040	64.4
		Reinstated	8	1	0	9	280	3.2	1	0	0	1	280	0.4
		Disposed Of	3,370	4,172	1,339	8,881	71,835	12.4	44,215	293	1,363	45,871	71,835	63.9
		End Pending	3,536	7,196	2,042	12,774	77,669	16.4	37,338	117	533	37,988	77,669	48.9
17th Circuit	CIRCUIT TOTAL	New Filed	3,474	5,638	1,684	10,796	90,946	11.9	59,058	311	1,639	61,008	90,946	67.1
		Reinstated	8	2	0	10	287	3.5	1	0	0	1	287	0.3
		Disposed Of	3,745	5,194	1,640	10,579	89,251	11.9	56,758	328	1,680	58,766	89,251	65.8
		End Pending	4,047	8,640	2,612	15,299	93,950	16.3	49,896	138	620	50,654	93,950	53.9
18th.....	DUPAGE	New Filed	2,193	6,130	5,558	13,881	224,313	6.2	173,599	781	7,984	182,364	224,313	81.3
		Reinstated	453	1,253	659	2,365	11,653	20.3	8,077	16	288	8,381	11,653	71.9
		Disposed Of	2,829	7,348	6,446	16,623	238,416	7.0	180,428	757	8,759	189,944	238,416	79.7
		End Pending	1,629	2,980	3,588	8,197	57,682	14.2	30,764	116	3,274	34,154	57,682	59.2
18th Circuit	CIRCUIT TOTAL	New Filed	2,193	6,130	5,558	13,881	224,313	6.2	173,599	781	7,984	182,364	224,313	81.3
		Reinstated	453	1,253	659	2,365	11,653	20.3	8,077	16	288	8,381	11,653	71.9
		Disposed Of	2,829	7,348	6,446	16,623	238,416	7.0	180,428	757	8,759	189,944	238,416	79.7
		End Pending	1,629	2,980	3,588	8,197	57,682	14.2	30,764	116	3,274	34,154	57,682	59.2

* TOTAL OF ALL CASES IN ALL CATEGORIES: CIVIL; DOMESTIC RELATIONS; CRIMINAL; QUASI-CRIMINAL; AND JUVENILE

**CRIMINAL AND QUASI-CRIMINAL
CASELOAD STATISTICS BY COUNTY
CIRCUIT COURTS OF ILLINOIS
CALENDAR YEAR 2014**

CIRCUIT	COUNTY		CRIMINAL						QUASI-CRIMINAL					
			FELONY	MISDE- MEANOR	DUI	TOTAL CRIMINAL CASES	TOTAL * ALL CASES	CRIMINAL AS % OF ALL CASES	TRAFFIC	CONSER- VATION CASES	ORDIN- ANCE CASES	TOTAL OF QUASI CRIMINAL	TOTAL * ALL CASES	QUASI-CRIM AS % OF ALL CASES
19th.....	LAKE	New Filed	3,521	5,295	2,780	11,596	163,101	7.1	119,762	1,178	5,151	126,091	163,101	77.3
		Reinstated	568	624	1,196	2,388	10,149	23.5	6,836	11	103	6,950	10,149	68.5
		Disposed Of	3,116	7,272	3,822	14,210	175,139	8.1	126,379	1,203	5,391	132,973	175,139	75.9
		End Pending	1,657	1,602	1,273	4,532	43,173	10.5	21,193	120	1,260	22,573	43,173	52.3
19th Circuit	CIRCUIT TOTAL	New Filed	3,521	5,295	2,780	11,596	163,101	7.1	119,762	1,178	5,151	126,091	163,101	77.3
		Reinstated	568	624	1,196	2,388	10,149	23.5	6,836	11	103	6,950	10,149	68.5
		Disposed Of	3,116	7,272	3,822	14,210	175,139	8.1	126,379	1,203	5,391	132,973	175,139	75.9
		End Pending	1,657	1,602	1,273	4,532	43,173	10.5	21,193	120	1,260	22,573	43,173	52.3
20th.....	MONROE	New Filed	123	317	125	565	4,669	12.1	3,122	45	97	3,264	4,669	69.9
		Reinstated	0	0	0	0	0	0.0	0	0	0	0	0	0.0
		Disposed Of	120	310	118	548	4,457	12.3	2,894	34	85	3,013	4,457	67.6
		End Pending	105	197	87	389	4,449	8.7	3,028	19	101	3,148	4,449	70.8
20th.....	PERRY	New Filed	133	248	72	453	3,524	12.9	1,972	47	336	2,355	3,524	66.8
		Reinstated	0	0	0	0	0	0.0	0	0	0	0	0	0.0
		Disposed Of	148	227	76	451	3,340	13.5	1,912	43	338	2,293	3,340	68.7
		End Pending	86	95	44	225	2,803	8.0	1,001	29	118	1,148	2,803	41.0
20th.....	RANDOLPH	New Filed	248	378	53	679	4,782	14.2	2,253	71	356	2,680	4,782	56.0
		Reinstated	0	0	0	0	3	0.0	3	0	0	3	3	100.0
		Disposed Of	223	374	53	650	4,716	13.8	2,249	68	368	2,685	4,716	56.9
		End Pending	140	140	49	329	3,037	10.8	675	7	104	786	3,037	25.9
20th.....	ST. CLAIR	New Filed	1,769	7,658	1,201	10,628	83,924	12.7	52,488	161	6,010	58,659	83,924	69.9
		Reinstated	215	0	0	215	215	100.0	0	0	0	0	215	0.0
		Disposed Of	2,149	7,016	1,123	10,288	85,738	12.0	54,275	124	6,606	61,005	85,738	71.2
		End Pending	1,257	13,052	1,989	16,298	85,017	19.2	51,050	112	8,114	59,276	85,017	69.7
20th.....	WASHINGTON	New Filed	72	126	36	234	2,638	8.9	1,869	15	15	1,899	2,638	72.0
		Reinstated	0	0	0	0	1	0.0	0	0	0	0	1	0.0
		Disposed Of	85	126	37	248	2,607	9.5	1,876	15	13	1,904	2,607	73.0
		End Pending	49	95	38	182	2,481	7.3	1,524	8	11	1,543	2,481	62.2
20th Circuit	CIRCUIT TOTAL	New Filed	2,345	8,727	1,487	12,559	99,537	12.6	61,704	339	6,814	68,857	99,537	69.2
		Reinstated	215	0	0	215	219	98.2	3	0	0	3	219	1.4
		Disposed Of	2,725	8,053	1,407	12,185	100,858	12.1	63,206	284	7,410	70,900	100,858	70.3
		End Pending	1,637	13,579	2,207	17,423	97,787	17.8	57,278	175	8,448	65,901	97,787	67.4
21st.....	IROQUOIS	New Filed	119	260	49	428	6,330	6.8	4,306	9	366	4,681	6,330	73.9
		Reinstated	0	0	0	0	0	0.0	0	0	0	0	0	0.0
		Disposed Of	122	245	51	418	5,870	7.1	4,114	18	374	4,506	5,870	76.8
		End Pending	196	460	147	803	12,035	6.7	8,360	45	426	8,831	12,035	73.4

* TOTAL OF ALL CASES IN ALL CATEGORIES: CIVIL; DOMESTIC RELATIONS; CRIMINAL; QUASI-CRIMINAL; AND JUVENILE

**CRIMINAL AND QUASI-CRIMINAL
CASELOAD STATISTICS BY COUNTY
CIRCUIT COURTS OF ILLINOIS
CALENDAR YEAR 2014**

CIRCUIT	COUNTY		CRIMINAL						QUASI-CRIMINAL					
			FELONY	MISDE- MEANOR	DUI	TOTAL CRIMINAL CASES	TOTAL * ALL CASES	CRIMINAL AS % OF ALL CASES	TRAFFIC	CONSER- VATION CASES	ORDIN- ANCE CASES	TOTAL OF QUASI CRIMINAL	TOTAL * ALL CASES	QUASI-CRIM AS % OF ALL CASES
21st.....	KANKAKEE	New Filed	609	1,420	348	2,377	25,464	9.3	15,711	255	703	16,669	25,464	65.5
		Reinstated	0	0	0	0	0	0.0	0	0	0	0	0	0.0
		Disposed Of	465	1,950	303	2,718	24,389	11.1	14,052	213	574	14,839	24,389	60.8
		End Pending	734	4,210	1,183	6,127	45,648	13.4	22,353	200	475	23,028	45,648	50.4
21st Circuit	CIRCUIT TOTAL	New Filed	728	1,680	397	2,805	31,794	8.8	20,017	264	1,069	21,350	31,794	67.2
		Reinstated	0	0	0	0	0	0.0	0	0	0	0	0	0.0
		Disposed Of	587	2,195	354	3,136	30,259	10.4	18,166	231	948	19,345	30,259	63.9
		End Pending	930	4,670	1,330	6,930	57,683	12.0	30,713	245	901	31,859	57,683	55.2
22nd.....	MCHENRY	New Filed	1,157	2,489	1,107	4,753	64,089	7.4	46,321	386	2,202	48,909	64,089	76.3
		Reinstated	54	27	30	111	2,173	5.1	1,326	10	49	1,385	2,173	63.7
		Disposed Of	1,215	2,525	1,253	4,993	67,975	7.3	48,274	420	2,229	50,923	67,975	74.9
		End Pending	873	1,366	834	3,073	17,708	17.4	8,826	37	565	9,428	17,708	53.2
22nd Circuit	CIRCUIT TOTAL	New Filed	1,157	2,489	1,107	4,753	64,089	7.4	46,321	386	2,202	48,909	64,089	76.3
		Reinstated	54	27	30	111	2,173	5.1	1,326	10	49	1,385	2,173	63.7
		Disposed Of	1,215	2,525	1,253	4,993	67,975	7.3	48,274	420	2,229	50,923	67,975	74.9
		End Pending	873	1,366	834	3,073	17,708	17.4	8,826	37	565	9,428	17,708	53.2
23rd.....	DEKALB	New Filed	988	1,750	551	3,289	24,520	13.4	16,397	67	935	17,399	24,520	71.0
		Reinstated	66	79	19	164	962	17.0	740	0	55	795	962	82.6
		Disposed Of	958	1,786	532	3,276	25,091	13.1	16,763	65	922	17,750	25,091	70.7
		End Pending	1,148	1,735	565	3,448	13,950	24.7	7,391	14	218	7,623	13,950	54.6
23rd.....	KENDALL	New Filed	417	1,112	251	1,780	16,612	10.7	10,358	41	38	10,437	16,612	62.8
		Reinstated	1	4	1	6	196	3.1	22	0	0	22	196	11.2
		Disposed Of	461	1,136	238	1,835	17,683	10.4	10,663	54	43	10,760	17,683	60.8
		End Pending	451	917	304	1,672	8,533	19.6	3,969	1	1	3,971	8,533	46.5
23rd Circuit	CIRCUIT TOTAL	New Filed	1,405	2,862	802	5,069	41,132	12.3	26,755	108	973	27,836	41,132	67.7
		Reinstated	67	83	20	170	1,158	14.7	762	0	55	817	1,158	70.6
		Disposed Of	1,419	2,922	770	5,111	42,774	11.9	27,426	119	965	28,510	42,774	66.7
		End Pending	1,599	2,652	869	5,120	22,483	22.8	11,360	15	219	11,594	22,483	51.6
	DOWNSTATE TOTAL	New Filed	46,322	83,486	30,546	160,354	1,729,583	9.3	1,166,871	9,386	61,112	1,237,369	1,729,583	71.5
		Reinstated	2,331	2,425	1,999	6,755	33,993	19.9	22,104	59	818	22,981	33,993	67.6
		Disposed Of	47,379	86,299	31,874	165,552	1,744,585	9.5	1,170,676	9,384	62,540	1,242,600	1,744,585	71.2
		End Pending	41,437	76,836	31,319	149,592	1,249,864	12.0	652,158	3,618	47,912	703,688	1,249,864	56.3
Cook	COOK	New Filed	27,106	139,710	11,143	177,959	1,201,403	14.8	728,100	898	13,163	742,161	1,201,403	61.8
		Reinstated	121	0	0	121	20,361	0.6	0	0	0	0	20,361	0.0
		Disposed Of	30,751	140,001	9,380	180,132	1,184,095	15.2	668,173	619	11,453	680,245	1,184,095	57.4
		End Pending	25,646	18,499	13,976	58,121	1,108,254	5.2	539,496	4,981	10,092	554,569	1,108,254	50.0
	STATE TOTAL	New Filed	73,428	223,196	41,689	338,313	2,930,986	11.5	1,894,971	10,284	74,275	1,979,530	2,930,986	67.5
		Reinstated	2,452	2,425	1,999	6,876	54,354	12.7	22,104	59	818	22,981	54,354	42.3
		Disposed Of	78,130	226,300	41,254	345,684	2,928,680	11.8	1,838,849	10,003	73,993	1,922,845	2,928,680	65.7
		End Pending	67,083	95,335	45,295	207,713	2,358,118	8.8	1,191,654	8,599	58,004	1,258,257	2,358,118	53.4

* TOTAL OF ALL CASES IN ALL CATEGORIES: CIVIL; DOMESTIC RELATIONS; CRIMINAL; QUASI-CRIMINAL; AND JUVENILE

**JUVENILE CASELOAD STATISTICS BY COUNTY
CIRCUIT COURTS OF ILLINOIS
CALENDAR YEAR 2014**

CIRCUIT	COUNTY		ABUSE & NEGLECT	DELIN- QUENT	OTHER **	TOTAL JUVENILE	TOTAL * ALL CASES	JUVENILE AS % OF ALL CASES	CIRCUIT	COUNTY		ABUSE & NEGLECT	DELIN- QUENT	OTHER **	TOTAL JUVENILE	TOTAL * ALL CASES	JUVENILE AS % OF ALL CASES
1st	ALEXANDER	New Filed	3	1	6	10	7,423	0.1	1st Circuit	CIRCUIT TOTAL	New Filed	206	279	35	520	78,983	0.7
		Reinstated	0	0	0	0	0	0.0			Reinstated	0	1	0	1	56	1.8
		Disposed Of	0	9	1	10	6,002	0.2			Disposed Of	166	205	32	403	74,402	0.5
		End Pending	57	134	203	394	34,761	1.1			End Pending	759	633	377	1,769	128,301	1.4
1st	JACKSON	New Filed	34	85	4	123	15,108	0.8	2nd	CRAWFORD	New Filed	21	37	0	58	3,051	1.9
		Reinstated	0	0	0	0	6	0.0			Reinstated	0	0	0	0	6	0.0
		Disposed Of	37	71	4	112	15,035	0.7			Disposed Of	34	35	0	69	3,057	2.3
		End Pending	54	25	9	88	4,113	2.1			End Pending	63	151	2	216	2,715	8.0
1st	JOHNSON	New Filed	4	10	0	14	3,159	0.4	2nd	EDWARDS	New Filed	7	3	0	10	1,030	1.0
		Reinstated	0	0	0	0	0	0.0			Reinstated	0	0	0	0	0	0.0
		Disposed Of	3	13	0	16	3,020	0.5			Disposed Of	8	7	0	15	1,079	1.4
		End Pending	9	0	0	9	8,391	0.1			End Pending	4	4	0	8	535	1.5
1st	MASSAC	New Filed	6	31	0	37	5,227	0.7	2nd	FRANKLIN	New Filed	49	56	4	109	7,635	1.4
		Reinstated	0	0	0	0	3	0.0			Reinstated	0	0	0	0	0	0.0
		Disposed Of	5	17	3	25	4,842	0.5			Disposed Of	60	41	3	104	7,303	1.4
		End Pending	50	47	7	104	4,623	2.2			End Pending	143	159	21	323	9,281	3.5
1st	POPE	New Filed	1	8	0	9	904	1.0	2nd	GALLATIN	New Filed	7	7	0	14	1,293	1.1
		Reinstated	0	0	0	0	0	0.0			Reinstated	0	0	0	0	0	0.0
		Disposed Of	0	3	0	3	877	0.3			Disposed Of	3	9	0	12	1,229	1.0
		End Pending	2	6	0	8	527	1.5			End Pending	19	10	0	29	1,091	2.7
1st	PULASKI	New Filed	6	11	0	17	20,071	0.1	2nd	HAMILTON	New Filed	10	23	0	33	1,490	2.2
		Reinstated	0	0	0	0	0	0.0			Reinstated	0	0	0	0	0	0.0
		Disposed Of	0	0	0	0	18,588	0.0			Disposed Of	0	0	0	0	1,335	0.0
		End Pending	105	151	55	311	57,061	0.5			End Pending	37	50	0	87	924	9.4
1st	SALINE	New Filed	57	39	0	96	4,508	2.1	2nd	HARDIN	New Filed	3	11	0	14	643	2.2
		Reinstated	0	1	0	1	9	11.1			Reinstated	0	0	0	0	0	0.0
		Disposed Of	52	59	4	115	4,460	2.6			Disposed Of	1	19	0	20	655	3.1
		End Pending	229	58	24	311	4,005	7.8			End Pending	10	6	0	16	1,568	1.0
1st	UNION	New Filed	24	52	4	80	5,348	1.5	2nd	JEFFERSON	New Filed	91	61	32	184	8,497	2.2
		Reinstated	0	0	0	0	0	0.0			Reinstated	1	0	0	1	7	14.3
		Disposed Of	10	1	0	11	5,058	0.2			Disposed Of	80	44	28	152	8,792	1.7
		End Pending	89	192	47	328	5,664	5.8			End Pending	168	156	87	411	10,413	3.9
1st	WILLIAMSON	New Filed	71	42	21	134	17,235	0.8	2nd	LAWRENCE	New Filed	29	23	0	52	2,127	2.4
		Reinstated	0	0	0	0	38	0.0			Reinstated	0	0	0	0	0	0.0
		Disposed Of	59	32	20	111	16,520	0.7			Disposed Of	11	4	0	15	1,895	0.8
		End Pending	164	20	32	216	9,156	2.4			End Pending	107	37	1	145	2,832	5.1

* TOTAL OF ALL CASES IN ALL CATEGORIES: CIVIL; DOMESTIC RELATIONS; CRIMINAL; QUASI-CRIMINAL; AND JUVENILE

** INCLUDES ADDICTED MINORS, MINORS REQUIRING AUTHORITATIVE INTERVENTION, AND TRUANTS.

**JUVENILE CASELOAD STATISTICS BY COUNTY
CIRCUIT COURTS OF ILLINOIS
CALENDAR YEAR 2014**

CIRCUIT	COUNTY		ABUSE & NEGLECT	DELIN- QUENT	OTHER **	TOTAL JUVENILE	TOTAL * ALL CASES	JUVENILE AS % OF ALL CASES	CIRCUIT	COUNTY		ABUSE & NEGLECT	DELIN- QUENT	OTHER **	TOTAL JUVENILE	TOTAL * ALL CASES	JUVENILE AS % OF ALL CASES
2nd	RICHLAND	New Filed	26	76	0	102	2,855	3.6	4th	CLAY	New Filed	4	20	2	26	1,641	1.6
		Reinstated	0	0	0	0	0	0.0			Reinstated	0	0	0	0	0	0.0
		Disposed Of	18	70	0	88	2,710	3.2			Disposed Of	0	11	3	14	1,600	0.9
		End Pending	30	31	0	61	2,170	2.8			End Pending	22	21	10	53	774	6.8
2nd	WABASH	New Filed	37	48	0	85	2,559	3.3	4th	CLINTON	New Filed	16	74	8	98	4,382	2.2
		Reinstated	0	0	0	0	0	0.0			Reinstated	0	0	0	0	3	0.0
		Disposed Of	23	54	0	77	2,488	3.1			Disposed Of	7	63	5	75	4,228	1.8
		End Pending	66	19	2	87	1,765	4.9			End Pending	53	35	7	95	2,595	3.7
2nd	WAYNE	New Filed	22	27	0	49	3,054	1.6	4th	EFFINGHAM	New Filed	28	72	0	100	7,760	1.3
		Reinstated	0	0	0	0	0	0.0			Reinstated	0	0	0	0	45	0.0
		Disposed Of	13	10	0	23	3,075	0.7			Disposed Of	25	85	0	110	7,775	1.4
		End Pending	64	121	0	185	6,086	3.0			End Pending	144	421	4	569	9,002	6.3
2nd	WHITE	New Filed	7	59	0	66	3,313	2.0	4th	FAYETTE	New Filed	19	48	0	67	6,529	1.0
		Reinstated	0	0	0	0	1	0.0			Reinstated	0	0	0	0	0	0.0
		Disposed Of	16	67	0	83	3,271	2.5			Disposed Of	22	40	1	63	6,303	1.0
		End Pending	25	53	0	78	6,525	1.2			End Pending	9	32	0	41	3,559	1.2
2nd Circuit	CIRCUIT TOTAL	New Filed	309	431	36	776	37,547	2.1	4th	JASPER	New Filed	7	18	0	25	1,359	1.8
		Reinstated	1	0	0	1	14	7.1			Reinstated	0	0	0	0	0	0.0
		Disposed Of	267	360	31	658	36,889	1.8			Disposed Of	5	17	0	22	1,326	1.7
		End Pending	736	797	113	1,646	45,905	3.6			End Pending	12	3	0	15	785	1.9
3rd	BOND	New Filed	5	13	0	18	7,766	0.2	4th	MARION	New Filed	48	73	7	128	8,237	1.6
		Reinstated	0	0	0	0	2	0.0			Reinstated	0	0	0	0	12	0.0
		Disposed Of	0	2	0	2	7,377	0.0			Disposed Of	34	80	3	117	8,642	1.4
		End Pending	115	372	68	555	9,382	5.9			End Pending	115	45	20	180	5,006	3.6
3rd	MADISON	New Filed	136	394	8	538	73,148	0.7	4th	MONTGOMERY	New Filed	32	53	0	85	7,890	1.1
		Reinstated	0	0	0	0	606	0.0			Reinstated	0	0	0	0	0	0.0
		Disposed Of	137	395	5	537	73,214	0.7			Disposed Of	2	22	0	24	7,659	0.3
		End Pending	133	156	18	307	49,747	0.6			End Pending	109	140	0	249	6,261	4.0
3rd Circuit	CIRCUIT TOTAL	New Filed	141	407	8	556	80,914	0.7	4th	SHELBY	New Filed	23	33	0	56	2,484	2.3
		Reinstated	0	0	0	0	608	0.0			Reinstated	0	0	0	0	0	0.0
		Disposed Of	137	397	5	539	80,591	0.7			Disposed Of	19	32	0	51	2,271	2.2
		End Pending	248	528	86	862	59,129	1.5			End Pending	38	21	0	59	2,574	2.3
4th	CHRISTIAN	New Filed	29	80	2	111	5,325	2.1	4th Circuit	CIRCUIT TOTAL	New Filed	206	471	19	696	45,607	1.5
		Reinstated	0	0	0	0	1	0.0			Reinstated	0	0	0	0	61	0.0
		Disposed Of	8	84	4	96	5,061	1.9			Disposed Of	122	434	16	572	44,865	1.3
		End Pending	45	49	4	98	4,288	2.3			End Pending	547	767	45	1,359	34,844	3.9

* TOTAL OF ALL CASES IN ALL CATEGORIES: CIVIL; DOMESTIC RELATIONS; CRIMINAL; QUASI-CRIMINAL; AND JUVENILE

** INCLUDES ADDICTED MINORS, MINORS REQUIRING AUTHORITATIVE INTERVENTION, AND TRUANTS.

**JUVENILE CASELOAD STATISTICS BY COUNTY
CIRCUIT COURTS OF ILLINOIS
CALENDAR YEAR 2014**

CIRCUIT	COUNTY		ABUSE & NEGLECT	DELIN- QUENT	OTHER **	TOTAL JUVENILE	TOTAL * ALL CASES	JUVENILE AS % OF ALL CASES	CIRCUIT	COUNTY		ABUSE & NEGLECT	DELIN- QUENT	OTHER **	TOTAL JUVENILE	TOTAL * ALL CASES	JUVENILE AS % OF ALL CASES	
5th	CLARK	New Filed	0	25	0	25	2,432	1.0	6th	MACON	New Filed	209	306	12	527	26,842	2.0	
		Reinstated	0	0	0	0	0	3			0.0	Reinstated	0	0	0	0	3	0.0
		Disposed Of	0	16	0	16	2,466	0.6			Disposed Of	196	252	6	454	27,155	1.7	
		End Pending	27	62	0	89	3,647	2.4			End Pending	472	473	9	954	20,933	4.6	
5th	COLES	New Filed	38	95	6	139	11,731	1.2	6th	MOULTRIE	New Filed	7	30	1	38	2,079	1.8	
		Reinstated	0	0	0	0	3	0.0			Reinstated	0	0	0	0	5	0.0	
		Disposed Of	1	9	0	10	10,216	0.1			Disposed Of	5	23	0	28	2,036	1.4	
		End Pending	117	201	15	333	15,368	2.2			End Pending	10	33	1	44	832	5.3	
5th	CUMBERLAND	New Filed	1	23	0	24	1,910	1.3	6th	PIATT	New Filed	7	16	0	23	2,371	1.0	
		Reinstated	0	0	0	0	0	0.0			Reinstated	0	0	0	0	0	0.0	
		Disposed Of	0	6	0	6	1,733	0.3			Disposed Of	6	11	0	17	2,250	0.8	
		End Pending	43	103	14	160	4,644	3.4			End Pending	14	8	1	23	2,444	0.9	
5th	EDGAR	New Filed	12	47	0	59	2,491	2.4	6th Circuit	CIRCUIT TOTAL	New Filed	317	647	25	989	67,594	1.5	
		Reinstated	0	0	0	0	0	0.0			Reinstated	2	18	0	20	432	4.6	
		Disposed Of	8	57	0	65	2,426	2.7			Disposed Of	262	526	12	800	66,590	1.2	
		End Pending	13	35	0	48	2,795	1.7			End Pending	1,036	1,143	132	2,311	68,654	3.4	
5th	VERMILION	New Filed	139	163	20	322	14,716	2.2	7th	GREENE	New Filed	5	24	0	29	2,216	1.3	
		Reinstated	0	0	0	0	1	0.0			Reinstated	0	0	0	0	19	0.0	
		Disposed Of	71	6	0	77	13,016	0.6			Disposed Of	3	16	1	20	2,191	0.9	
		End Pending	373	1,017	173	1,563	23,408	6.7			End Pending	11	12	0	23	716	3.2	
5th Circuit	CIRCUIT TOTAL	New Filed	190	353	26	569	33,280	1.7	7th	JERSEY	New Filed	22	34	1	57	4,534	1.3	
		Reinstated	0	0	0	0	4	0.0			Reinstated	0	0	0	0	0	0.0	
		Disposed Of	80	94	0	174	29,857	0.6			Disposed Of	1	58	1	60	4,471	1.3	
		End Pending	573	1,418	202	2,193	49,862	4.4			End Pending	31	24	2	57	2,313	2.5	
6th	CHAMPAIGN	New Filed	90	254	11	355	30,772	1.2	7th	MACOUPIN	New Filed	35	46	1	82	7,900	1.0	
		Reinstated	2	18	0	20	412	4.9			Reinstated	0	0	0	0	10	0.0	
		Disposed Of	48	231	6	285	30,167	0.9			Disposed Of	35	47	2	84	7,504	1.1	
		End Pending	529	496	110	1,135	36,998	3.1			End Pending	151	170	67	388	9,389	4.1	
6th	DEWITT	New Filed	2	31	0	33	2,432	1.4	7th	MORGAN	New Filed	12	13	0	25	5,305	0.5	
		Reinstated	0	0	0	0	0	0.0			Reinstated	0	0	0	0	5	0.0	
		Disposed Of	2	0	0	2	1,933	0.1			Disposed Of	15	10	0	25	5,401	0.5	
		End Pending	11	125	10	146	3,393	4.3			End Pending	8	4	0	12	2,243	0.5	
6th	DOUGLAS	New Filed	2	10	1	13	3,098	0.4	7th	SANGAMON	New Filed	176	143	21	340	57,055	0.6	
		Reinstated	0	0	0	0	12	0.0			Reinstated	0	0	0	0	26	0.0	
		Disposed Of	5	9	0	14	3,049	0.5			Disposed Of	124	128	28	280	56,359	0.5	
		End Pending	0	8	1	9	4,054	0.2			End Pending	1,056	321	93	1,470	77,486	1.9	

* TOTAL OF ALL CASES IN ALL CATEGORIES: CIVIL; DOMESTIC RELATIONS; CRIMINAL; QUASI-CRIMINAL; AND JUVENILE

** INCLUDES ADDICTED MINORS, MINORS REQUIRING AUTHORITATIVE INTERVENTION, AND TRUANTS.

**JUVENILE CASELOAD STATISTICS BY COUNTY
CIRCUIT COURTS OF ILLINOIS
CALENDAR YEAR 2014**

CIRCUIT	COUNTY		ABUSE & NEGLECT	DELIN- QUENT	OTHER **	TOTAL JUVENILE	TOTAL * ALL CASES	JUVENILE AS % OF ALL CASES	CIRCUIT	COUNTY		ABUSE & NEGLECT	DELIN- QUENT	OTHER **	TOTAL JUVENILE	TOTAL * ALL CASES	JUVENILE AS % OF ALL CASES
7th	SCOTT	New Filed	0	10	0	10	1,687	0.6	8th	SCHUYLER	New Filed	4	18	1	23	2,588	0.9
		Reinstated	0	0	0	0	0	0.0			Reinstated	0	0	0	0	3	0.0
		Disposed Of	0	0	0	0	1,550	0.0			Disposed Of	6	13	1	20	2,517	0.8
		End Pending	10	55	0	65	1,040	6.3			End Pending	9	5	1	15	1,037	1.4
7th Circuit	CIRCUIT TOTAL	New Filed	250	270	23	543	78,697	0.7	8th Circuit	CIRCUIT TOTAL	New Filed	87	249	13	349	29,455	1.2
		Reinstated	0	0	0	0	60	0.0			Reinstated	2	1	0	3	14	21.4
		Disposed Of	178	259	32	469	77,476	0.6			Disposed Of	87	235	7	329	29,322	1.1
		End Pending	1,267	586	162	2,015	93,187	2.2			End Pending	297	402	37	736	19,751	3.7
8th	ADAMS	New Filed	40	83	4	127	13,698	0.9	9th	FULTON	New Filed	33	38	0	71	6,441	1.1
		Reinstated	2	1	0	3	5	60.0			Reinstated	0	0	0	0	9	0.0
		Disposed Of	52	101	6	159	13,735	1.2			Disposed Of	28	43	0	71	6,450	1.1
		End Pending	137	114	14	265	7,960	3.3			End Pending	79	86	3	168	2,942	5.7
8th	BROWN	New Filed	2	5	0	7	1,545	0.5	9th	HANCOCK	New Filed	5	20	3	28	2,680	1.0
		Reinstated	0	0	0	0	0	0.0			Reinstated	0	0	0	0	0	0.0
		Disposed Of	1	4	0	5	1,609	0.3			Disposed Of	6	13	2	21	2,279	0.9
		End Pending	1	5	0	6	605	1.0			End Pending	0	7	1	8	1,608	0.5
8th	CALHOUN	New Filed	2	1	0	3	820	0.4	9th	HENDERSON	New Filed	3	7	0	10	1,802	0.6
		Reinstated	0	0	0	0	0	0.0			Reinstated	0	0	0	0	0	0.0
		Disposed Of	3	2	0	5	745	0.7			Disposed Of	4	7	0	11	1,640	0.7
		End Pending	1	0	0	1	480	0.2			End Pending	1	1	1	3	1,093	0.3
8th	CASS	New Filed	11	51	0	62	2,160	2.9	9th	KNOX	New Filed	32	84	0	116	10,306	1.1
		Reinstated	0	0	0	0	0	0.0			Reinstated	0	0	0	0	0	0.0
		Disposed Of	14	48	0	62	2,142	2.9			Disposed Of	21	68	0	89	10,215	0.9
		End Pending	24	9	0	33	1,158	2.8			End Pending	73	41	0	114	6,936	1.6
8th	MASON	New Filed	18	43	0	61	2,976	2.0	9th	MCDONOUGH	New Filed	26	45	0	71	7,772	0.9
		Reinstated	0	0	0	0	0	0.0			Reinstated	0	0	0	0	0	0.0
		Disposed Of	6	35	0	41	2,894	1.4			Disposed Of	41	25	2	68	7,015	1.0
		End Pending	65	25	0	90	3,177	2.8			End Pending	66	77	7	150	8,147	1.8
8th	MENARD	New Filed	7	15	0	22	1,319	1.7	9th	WARREN	New Filed	10	29	0	39	3,151	1.2
		Reinstated	0	0	0	0	6	0.0			Reinstated	0	0	0	0	0	0.0
		Disposed Of	5	12	0	17	1,299	1.3			Disposed Of	9	27	0	36	3,014	1.2
		End Pending	20	3	0	23	746	3.1			End Pending	16	6	0	22	1,566	1.4
8th	PIKE	New Filed	3	33	8	44	4,349	1.0	9th Circuit	CIRCUIT TOTAL	New Filed	109	223	3	335	32,152	1.0
		Reinstated	0	0	0	0	0	0.0			Reinstated	0	0	0	0	9	0.0
		Disposed Of	0	20	0	20	4,381	0.5			Disposed Of	109	183	4	296	30,613	1.0
		End Pending	40	241	22	303	4,588	6.6			End Pending	235	218	12	465	22,292	2.1

* TOTAL OF ALL CASES IN ALL CATEGORIES: CIVIL; DOMESTIC RELATIONS; CRIMINAL; QUASI-CRIMINAL; AND JUVENILE

** INCLUDES ADDICTED MINORS, MINORS REQUIRING AUTHORITATIVE INTERVENTION, AND TRUANTS.

**JUVENILE CASELOAD STATISTICS BY COUNTY
CIRCUIT COURTS OF ILLINOIS
CALENDAR YEAR 2014**

CIRCUIT	COUNTY		ABUSE & NEGLECT	DELIN- QUENT	OTHER **	TOTAL JUVENILE	TOTAL * ALL CASES	JUVENILE AS % OF ALL CASES	CIRCUIT	COUNTY		ABUSE & NEGLECT	DELIN- QUENT	OTHER **	TOTAL JUVENILE	TOTAL * ALL CASES	JUVENILE AS % OF ALL CASES
10th	MARSHALL	New Filed	2	12	3	17	1,543	1.1	11th	MCLEAN	New Filed	84	304	0	388	43,108	0.9
		Reinstated	0	0	0	0	0	0.0			Reinstated	0	0	0	0	979	0.0
		Disposed Of	1	18	1	20	1,523	1.3			Disposed Of	108	177	2	287	44,799	0.6
		End Pending	5	19	7	31	1,366	2.3			End Pending	265	444	0	709	19,411	3.7
10th	PEORIA	New Filed	308	497	25	830	43,904	1.9	11th	WOODFORD	New Filed	13	61	0	74	5,837	1.3
		Reinstated	0	0	0	0	0	0.0			Reinstated	0	0	0	0	0	0.0
		Disposed Of	308	499	0	807	34,651	2.3			Disposed Of	10	0	0	10	5,327	0.2
		End Pending	1,098	291	53	1,442	39,501	3.7			End Pending	80	477	0	557	7,639	7.3
10th	PUTNAM	New Filed	1	11	1	13	838	1.6	11th Circuit	CIRCUIT	New Filed	158	548	2	708	65,872	1.1
		Reinstated	0	0	0	0	1	0.0		TOTAL	Reinstated	0	0	0	0	990	0.0
		Disposed Of	0	5	0	5	791	0.6			Disposed Of	176	285	2	463	66,079	0.7
		End Pending	5	8	2	15	432	3.5			End Pending	535	1,188	16	1,739	45,068	3.9
10th	STARK	New Filed	0	8	3	11	921	1.2	12th	WILL	New Filed	192	530	8	730	150,724	0.5
		Reinstated	0	0	0	0	0	0.0			Reinstated	25	11	0	36	4,399	0.8
		Disposed Of	1	21	2	24	985	2.4			Disposed Of	176	542	13	731	157,430	0.5
		End Pending	3	16	3	22	408	5.4			End Pending	477	720	4	1,201	85,556	1.4
10th	TAZEWELL	New Filed	116	128	1	245	35,119	0.7	12th Circuit	CIRCUIT	New Filed	192	530	8	730	150,724	0.5
		Reinstated	0	0	0	0	78	0.0		TOTAL	Reinstated	25	11	0	36	4,399	0.8
		Disposed Of	86	58	1	145	35,802	0.4			Disposed Of	176	542	13	731	157,430	0.5
		End Pending	264	200	12	476	12,218	3.9			End Pending	477	720	4	1,201	85,556	1.4
10th Circuit	CIRCUIT	New Filed	427	656	33	1,116	82,325	1.4	13th	BUREAU	New Filed	19	38	1	58	4,087	1.4
	TOTAL	Reinstated	0	0	0	0	79	0.0			Reinstated	0	0	0	0	15	0.0
		Disposed Of	396	601	4	1,001	73,752	1.4			Disposed Of	10	33	1	44	4,026	1.1
		End Pending	1,375	534	77	1,986	53,925	3.7			End Pending	57	82	7	146	4,959	2.9
11th	FORD	New Filed	8	23	0	31	2,336	1.3	13th	GRUNDY	New Filed	12	63	0	75	13,228	0.6
		Reinstated	0	0	0	0	2	0.0			Reinstated	0	0	0	0	56	0.0
		Disposed Of	12	12	0	24	2,058	1.2			Disposed Of	9	75	0	84	13,278	0.6
		End Pending	30	61	0	91	3,841	2.4			End Pending	26	174	0	200	3,689	5.4
11th	LIVINGSTON	New Filed	8	98	2	108	7,481	1.4	13th	LASALLE	New Filed	33	190	19	242	23,029	1.1
		Reinstated	0	0	0	0	8	0.0			Reinstated	0	0	0	0	580	0.0
		Disposed Of	5	63	0	68	7,017	1.0			Disposed Of	22	202	21	245	23,967	1.0
		End Pending	49	61	11	121	6,647	1.8			End Pending	20	52	1	73	10,301	0.7
11th	LOGAN	New Filed	45	62	0	107	7,110	1.5	13th Circuit	CIRCUIT	New Filed	64	291	20	375	40,344	0.9
		Reinstated	0	0	0	0	1	0.0		TOTAL	Reinstated	0	0	0	0	651	0.0
		Disposed Of	41	33	0	74	6,878	1.1			Disposed Of	41	310	22	373	41,271	0.9
		End Pending	111	145	5	261	7,530	3.5			End Pending	103	308	8	419	18,949	2.2

* TOTAL OF ALL CASES IN ALL CATEGORIES: CIVIL; DOMESTIC RELATIONS; CRIMINAL; QUASI-CRIMINAL; AND JUVENILE

** INCLUDES ADDICTED MINORS, MINORS REQUIRING AUTHORITATIVE INTERVENTION, AND TRUANTS.

**JUVENILE CASELOAD STATISTICS BY COUNTY
CIRCUIT COURTS OF ILLINOIS
CALENDAR YEAR 2014**

CIRCUIT	COUNTY		ABUSE & NEGLECT	DELIN- QUENT	OTHER **	TOTAL JUVENILE	TOTAL * ALL CASES	JUVENILE AS % OF ALL CASES	CIRCUIT	COUNTY		ABUSE & NEGLECT	DELIN- QUENT	OTHER **	TOTAL JUVENILE	TOTAL * ALL CASES	JUVENILE AS % OF ALL CASES
14th	HENRY	New Filed	13	42	4	59	9,209	0.6	15th	STEPHENSON	New Filed	25	106	3	134	9,553	1.4
		Reinstated	1	0	0	1	5	20.0			Reinstated	0	0	0	0	0	0.0
		Disposed Of	27	29	7	63	8,758	0.7			Disposed Of	33	93	3	129	9,392	1.4
		End Pending	68	181	32	281	9,328	3.0			End Pending	80	184	5	269	5,351	5.0
14th	MERCER	New Filed	7	31	0	38	2,364	1.6	15th Circuit	CIRCUIT	New Filed	90	272	18	380	35,097	1.1
		Reinstated	0	0	0	0	0	0.0		TOTAL	Reinstated	0	2	0	2	22	9.1
		Disposed Of	1	19	0	20	2,086	1.0			Disposed Of	72	262	10	344	35,262	1.0
		End Pending	34	59	6	99	2,278	4.3			End Pending	231	439	67	737	23,331	3.2
14th	ROCK ISLAND	New Filed	93	145	0	238	30,794	0.8	16th	KANE	New Filed	140	576	17	733	101,495	0.7
		Reinstated	0	0	0	0	8	0.0			Reinstated	1	12	0	13	935	1.4
		Disposed Of	87	106	0	193	30,329	0.6			Disposed Of	187	744	24	955	102,635	0.9
		End Pending	419	520	8	947	32,831	2.9			End Pending	26	135	15	176	57,070	0.3
14th	WHITESIDE	New Filed	35	83	3	121	12,218	1.0	16th Circuit	CIRCUIT	New Filed	140	576	17	733	101,495	0.7
		Reinstated	0	0	0	0	7	0.0		TOTAL	Reinstated	1	12	0	13	935	1.4
		Disposed Of	20	75	4	99	11,706	0.8			Disposed Of	187	744	24	955	102,635	0.9
		End Pending	132	49	3	184	9,137	2.0			End Pending	26	135	15	176	57,070	0.3
14th Circuit	CIRCUIT	New Filed	148	301	7	456	54,585	0.8	17th	BOONE	New Filed	30	92	11	133	17,906	0.7
	TOTAL	Reinstated	1	0	0	1	20	5.0			Reinstated	0	0	0	0	7	0.0
		Disposed Of	135	229	11	375	52,879	0.7			Disposed Of	24	60	5	89	17,416	0.5
		End Pending	653	809	49	1,511	53,574	2.8			End Pending	57	179	7	243	16,281	1.5
15th	CARROLL	New Filed	14	20	1	35	3,009	1.2	17th	WINNEBAGO	New Filed	412	374	42	828	73,040	1.1
		Reinstated	0	0	0	0	1	0.0		TOTAL	Reinstated	0	0	0	0	280	0.0
		Disposed Of	6	19	1	26	2,916	0.9			Disposed Of	617	382	41	1,040	71,835	1.4
		End Pending	27	6	0	33	1,798	1.8			End Pending	1,253	1,477	405	3,135	77,669	4.0
15th	JO DAVIESS	New Filed	17	13	0	30	3,769	0.8	17th Circuit	CIRCUIT	New Filed	442	466	53	961	90,946	1.1
		Reinstated	0	0	0	0	0	0.0		TOTAL	Reinstated	0	0	0	0	287	0.0
		Disposed Of	3	8	0	11	3,847	0.3			Disposed Of	641	442	46	1,129	89,251	1.3
		End Pending	19	9	0	28	2,036	1.4			End Pending	1,310	1,656	412	3,378	93,950	3.6
15th	LEE	New Filed	10	54	5	69	8,220	0.8	18th	DUPAGE	New Filed	120	751	19	890	224,313	0.4
		Reinstated	0	2	0	2	21	9.5			Reinstated	2	63	0	65	11,653	0.6
		Disposed Of	8	62	5	75	7,888	1.0			Disposed Of	101	803	24	928	238,416	0.4
		End Pending	42	31	11	84	4,425	1.9			End Pending	250	600	8	858	57,682	1.5
15th	OGLE	New Filed	24	79	9	112	10,546	1.1	18th Circuit	CIRCUIT	New Filed	120	751	19	890	224,313	0.4
		Reinstated	0	0	0	0	0	0.0		TOTAL	Reinstated	2	63	0	65	11,653	0.6
		Disposed Of	22	80	1	103	11,219	0.9			Disposed Of	101	803	24	928	238,416	0.4
		End Pending	63	209	51	323	9,721	3.3			End Pending	250	600	8	858	57,682	1.5

* TOTAL OF ALL CASES IN ALL CATEGORIES: CIVIL; DOMESTIC RELATIONS; CRIMINAL; QUASI-CRIMINAL; AND JUVENILE

** INCLUDES ADDICTED MINORS, MINORS REQUIRING AUTHORITATIVE INTERVENTION, AND TRUANTS.

**JUVENILE CASELOAD STATISTICS BY COUNTY
CIRCUIT COURTS OF ILLINOIS
CALENDAR YEAR 2014**

CIRCUIT	COUNTY		ABUSE & NEGLECT	DELIN- QUENT	OTHER **	TOTAL JUVENILE	TOTAL * ALL CASES	JUVENILE AS % OF ALL CASES	CIRCUIT	COUNTY		ABUSE & NEGLECT	DELIN- QUENT	OTHER **	TOTAL JUVENILE	TOTAL * ALL CASES	JUVENILE AS % OF ALL CASES
19th	LAKE	New Filed	172	730	26	928	163,101	0.6	21st	KANKAKEE	New Filed	71	227	1	299	25,464	1.2
		Reinstated	12	53	0	65	10,149	0.6			Reinstated	0	0	0	0	0	0.0
		Disposed Of	204	798	27	1,029	175,139	0.6			Disposed Of	72	187	2	261	24,389	1.1
		End Pending	467	827	21	1,315	43,173	3.0			End Pending	160	477	9	646	45,648	1.4
19th Circuit	CIRCUIT TOTAL	New Filed	172	730	26	928	163,101	0.6	21st Circuit	CIRCUIT TOTAL	New Filed	86	271	1	358	31,794	1.1
		Reinstated	12	53	0	65	10,149	0.6			Reinstated	0	0	0	0	0	0.0
		Disposed Of	204	798	27	1,029	175,139	0.6			Disposed Of	75	227	2	304	30,259	1.0
		End Pending	467	827	21	1,315	43,173	3.0			End Pending	190	513	20	723	57,683	1.3
20th	MONROE	New Filed	2	56	1	59	4,669	1.3	22nd	MCHENRY	New Filed	45	257	9	311	64,089	0.5
		Reinstated	0	0	0	0	0	0.0			Reinstated	1	2	0	3	2,173	0.1
		Disposed Of	3	52	1	56	4,457	1.3			Disposed Of	89	241	10	340	67,975	0.5
		End Pending	11	39	1	51	4,449	1.1			End Pending	131	309	6	446	17,708	2.5
20th	PERRY	New Filed	21	31	2	54	3,524	1.5	22nd Circuit	CIRCUIT TOTAL	New Filed	45	257	9	311	64,089	0.5
		Reinstated	0	0	0	0	0	0.0			Reinstated	1	2	0	3	2,173	0.1
		Disposed Of	11	27	1	39	3,340	1.2			Disposed Of	89	241	10	340	67,975	0.5
		End Pending	51	25	8	84	2,803	3.0			End Pending	131	309	6	446	17,708	2.5
20th	RANDOLPH	New Filed	21	68	0	89	4,782	1.9	23rd	DEKALB	New Filed	66	220	7	293	24,520	1.2
		Reinstated	0	0	0	0	3	0.0			Reinstated	0	3	0	3	962	0.3
		Disposed Of	16	75	0	91	4,716	1.9			Disposed Of	60	215	0	275	25,091	1.1
		End Pending	37	43	2	82	3,037	2.7			End Pending	120	204	37	361	13,950	2.6
20th	ST. CLAIR	New Filed	87	442	7	536	83,924	0.6	23rd	KENDALL	New Filed	36	241	10	287	16,612	1.7
		Reinstated	0	0	0	0	215	0.0			Reinstated	0	0	0	0	196	0.0
		Disposed Of	115	302	3	420	85,738	0.5			Disposed Of	19	233	6	258	17,683	1.5
		End Pending	31	277	11	319	85,017	0.4			End Pending	68	429	11	508	8,533	6.0
20th	WASHINGTON	New Filed	3	9	4	16	2,638	0.6	23rd Circuit	CIRCUIT TOTAL	New Filed	102	461	17	580	41,132	1.4
		Reinstated	0	0	0	0	1	0.0			Reinstated	0	3	0	3	1,158	0.3
		Disposed Of	7	2	1	10	2,607	0.4			Disposed Of	79	448	6	533	42,774	1.2
		End Pending	18	21	4	43	2,481	1.7			End Pending	188	633	48	869	22,483	3.9
20th Circuit	CIRCUIT TOTAL	New Filed	134	606	14	754	99,537	0.8		DOWNSTATE TOTAL	New Filed	4,135	10,046	432	14,613	1,729,583	0.8
		Reinstated	0	0	0	0	219	0.0			Reinstated	47	166	0	213	33,993	0.6
		Disposed Of	152	458	6	616	100,858	0.6			Disposed Of	3,932	9,083	346	13,361	1,744,585	0.8
		End Pending	148	405	26	579	97,787	0.6			End Pending	11,782	15,568	1,943	29,293	1,249,864	2.3
21st	IROQUOIS	New Filed	15	44	0	59	6,330	0.9	COOK	COOK COUNTY TOTAL	New Filed	1,531	5,914	0	7,445	1,201,403	0.6
		Reinstated	0	0	0	0	0	0.0			Reinstated	0	0	0	0	20,361	0.0
		Disposed Of	3	40	0	43	5,870	0.7			Disposed Of	1,425	6,980	0	8,405	1,184,095	0.7
		End Pending	30	36	11	77	12,035	0.6			End Pending	2,961	22,744	0	25,705	1,108,254	2.3
									STATE TOTAL	New Filed	5,666	15,960	432	22,058	2,930,986	0.8	
										Reinstated	47	166	0	213	54,354	0.4	
										Disposed Of	5,357	16,063	346	21,766	2,928,680	0.7	
										End Pending	14,743	38,312	1,943	54,998	2,358,118	2.3	

* TOTAL OF ALL CASES IN ALL CATEGORIES: CIVIL; DOMESTIC RELATIONS; CRIMINAL; QUASI-CRIMINAL; AND JUVENILE

** INCLUDES ADDICTED MINORS, MINORS REQUIRING AUTHORITATIVE INTERVENTION, AND TRUANTS.

**AGE OF PENDING CASES BY CASE CATEGORY
DOWNSTATE CIRCUITS
AS OF DECEMBER 31, 2014**

CASE CATEGORY	2014 NO. PENDING & % OF TOTAL PENDING CASES		2013 NO. PENDING & % OF TOTAL PENDING CASES		2012 NO. PENDING & % OF TOTAL PENDING CASES		2011 NO. PENDING & % OF TOTAL PENDING CASES		2010 NO. PENDING & % OF TOTAL PENDING CASES		BEFORE 2010 NO. PENDING & % OF TOTAL PENDING CASES		TOTAL PENDING CASES	% PENDING MORE THAN 12 MONTHS
	NO.	%	NO.	%	NO.	%	NO.	%	NO.	%	NO.	%		
ADOPTION	925	35.5	262	10.1	236	9.1	153	5.9	96	3.7	933	35.8	2,605	64.5
ARBITRATION	3,537	60.0	1,035	17.6	726	12.3	305	5.2	83	1.4	207	3.5	5,893	40.0
CHANCERY	14,456	39.7	6,054	16.6	4,692	12.9	3,104	8.5	2,521	6.9	5,616	15.4	36,443	60.3
DISSOLUTION OF MARRIAGE	12,708	42.3	5,471	18.2	3,221	10.7	1,209	4.0	829	2.8	6,625	22.0	30,063	57.7
EMINENT DOMAIN	263	32.6	172	21.3	97	12.0	42	5.2	65	8.1	165	20.8	804	67.4
FAMILY	10,113	26.2	8,408	21.8	3,919	10.2	2,373	6.2	1,934	5.0	11,808	30.6	38,555	73.8
LAW > \$50,000	9,327	34.8	6,640	24.8	3,730	13.9	1,958	7.3	966	3.6	4,198	15.7	26,819	65.2
LAW = < \$50,000	8,392	28.0	4,895	16.3	2,692	9.0	1,892	6.3	1,750	5.8	10,341	34.5	29,962	72.0
MUNICIPAL CORPORATION	21	10.7	8	4.1	9	4.6	6	3.0	7	3.6	144	74.1	195	89.3
MENTAL HEALTH	428	35.8	279	23.3	98	8.2	169	14.1	51	4.3	170	14.2	1,195	64.2
MISCELLANEOUS REMEDY	7,278	32.2	3,689	16.3	2,669	11.8	1,135	5.0	1,218	5.4	6,643	29.3	22,632	67.8
ORDER OF PROTECTION	4,092	31.1	2,451	18.6	1,111	8.4	808	6.1	342	2.6	4,354	33.1	13,158	68.9
PROBATE	13,962	17.0	8,442	10.3	6,298	7.6	5,329	6.5	4,313	5.2	43,987	53.4	82,331	83.0
SMALL CLAIMS	27,960	40.9	10,214	14.9	5,599	8.2	4,730	6.9	3,638	5.3	16,083	23.6	68,224	59.0
TAX	1,865	22.2	634	7.5	564	6.7	554	6.6	497	5.9	4,298	51.1	8,412	77.8
CONTEMPT OF COURT	188	28.7	69	10.5	62	9.5	40	6.1	44	6.7	253	38.6	656	71.3
CRIMINAL FELONY	23,116	55.8	6,307	15.2	2,432	5.9	1,314	3.2	906	2.2	7,362	17.8	41,437	44.2
CRIMINAL MISDEMEANOR	33,378	43.4	8,215	10.7	4,273	5.6	2,811	3.7	2,257	2.9	25,902	33.7	76,836	56.6
JUVENILE	274	14.1	196	10.1	157	8.1	77	4.0	63	3.2	1,176	60.5	1,943	85.9
JUVENILE ABUSE/NEGLECT	3,385	28.7	2,814	23.9	1,346	11.4	927	7.9	648	5.5	2,662	22.6	11,782	71.3
JUVENILE DELINQUENT	5,748	36.9	2,499	16.1	1,863	12.0	1,177	7.6	876	5.6	3,405	21.9	15,568	63.1
CONSERVATION VIOLATION	1,311	36.2	198	5.5	122	3.4	96	2.7	121	3.3	1,770	48.9	3,618	63.8
DRIVING UNDER INFLUENCE	16,127	51.5	3,585	11.5	1,537	4.9	1,057	3.4	880	2.8	8,133	25.9	31,319	48.5
ORDINANCE VIOLATION	12,689	26.5	3,997	8.3	3,174	6.6	2,112	4.4	1,578	3.3	24,362	50.8	47,912	73.5
TRAFFIC CASES	216,711	33.2	52,933	8.1	29,439	4.5	24,376	3.7	28,719	4.4	299,980	46.0	652,158	66.8
TOTALS	428,254	34.4	139,467	11.2	80,066	6.4	57,754	4.6	54,402	4.4	490,575	39.0	1,250,518	65.6

**LAW CASE DISPOSITIONS BY CIRCUIT
CIRCUIT COURTS OF ILLINOIS
CALENDAR YEAR 2014**

Circuit	Total Law Cases Disposed of			Number of Law Jury Cases Terminated By Verdict		
	Law Over \$50,000	Law \$50,000 Or Less	Total	Law Over \$50,000	Law \$50,000 Or Less	Total
1st	393	1,353	1,746	23	5	28
2nd	223	530	753	10	0	10
3rd	1,668	1,463	3,131	16	0	16
4th	222	648	870	20	3	23
5th	125	1,017	1,142	1	0	1
6th	334	2,364	2,698	11	0	11
7th	501	2,279	2,780	12	1	13
8th	123	392	515	9	0	9
9th	129	726	855	5	0	5
10th	442	2,346	2,788	16	3	19
11th	289	1,176	1,465	15	1	16
12th	1,071	3,833	4,904	31	1	32
13th	307	1,096	1,403	13	0	13
14th	235	1,454	1,689	4	0	4
15th	136	798	934	7	2	9
16th	650	2,477	3,127	9	0	9
17th	453	2,338	2,791	4	0	4
18th	1,328	4,158	5,486	22	0	22
19th	1,006	3,151	4,157	31	0	31
20th	795	2,606	3,401	10	2	12
21st	186	1,001	1,187	4	2	6
22nd	421	1,057	1,478	19	0	19
23rd	243	1,422	1,665	4	0	4
DOWNSTATE TOTAL .	11,280	39,685	50,965	296	20	316
COOK COUNTY	22,732	135,060	157,792	362	190	552
STATE TOTAL	34,012	174,745	208,757	658	210	868

**LAW CASE DISPOSITIONS BY COUNTY
CIRCUIT COURTS OF ILLINOIS
CALENDAR YEAR 2014**

CIRCUIT	COUNTY	TOTAL LAW CASES			LAW JURY CASES					
		DISPOSED OF			NO. TERMINATED BY VERDICT			AVERAGE TIME IN MONTHS		
		LAW OVER \$50,000	LAW \$50,000 OR LESS	TOTAL	LAW OVER \$50,000	LAW \$50,000 OR LESS	TOTAL	LAW OVER \$50,000	LAW \$50,000 OR LESS	ALL LAW JURY VERDICTS
1st.....	ALEXANDER	11	28	39	0	0	0	0.0	0.0	0.0
	JACKSON	113	558	671	9	4	13	11.0	29.8	16.8
	JOHNSON	7	27	34	0	0	0	0.0	0.0	0.0
	MASSAC	18	70	88	8	0	8	30.0	0.0	30.0
	POPE	4	5	9	1	0	1	68.5	0.0	68.5
	PULASKI	6	10	16	1	0	1	55.0	0.0	55.0
	SALINE	38	132	170	1	0	1	70.8	0.0	70.8
	UNION	23	37	60	0	0	0	0.0	0.0	0.0
	WILLIAMSON	173	486	659	3	1	4	40.7	31.7	38.5
1st.....	CIRCUIT TOTAL	393	1,353	1,746	23	5	28	28.5	30.2	28.8
2nd.....	CRAWFORD	15	49	64	1	0	1	30.7	0.0	30.7
	EDWARDS	3	4	7	0	0	0	0.0	0.0	0.0
	FRANKLIN	74	164	238	2	0	2	25.1	0.0	25.1
	GALLATIN	3	15	18	0	0	0	0.0	0.0	0.0
	HAMILTON	8	22	30	4	0	4	47.5	0.0	47.5
	HARDIN	4	8	12	0	0	0	0.0	0.0	0.0
	JEFFERSON	71	123	194	3	0	3	37.2	0.0	37.2
	LAWRENCE	6	26	32	0	0	0	0.0	0.0	0.0
	RICHLAND	9	33	42	0	0	0	0.0	0.0	0.0
	WABASH	6	26	32	0	0	0	0.0	0.0	0.0
	WAYNE	10	30	40	0	0	0	0.0	0.0	0.0
	WHITE	14	30	44	0	0	0	0.0	0.0	0.0
2nd.....	CIRCUIT TOTAL	223	530	753	10	0	10	38.2	0.0	38.2
3rd.....	BOND	10	51	61	0	0	0	0.0	0.0	0.0
	MADISON	1,658	1,412	3,070	16	0	16	35.2	0.0	35.2
3rd.....	CIRCUIT TOTAL	1,668	1,463	3,131	16	0	16	35.2	0.0	35.2
4th.....	CHRISTIAN	25	110	135	0	0	0	0.0	0.0	0.0
	CLAY	10	17	27	0	0	0	0.0	0.0	0.0
	CLINTON	22	70	92	3	0	3	36.9	0.0	36.9
	EFFINGHAM	47	72	119	2	0	2	35.2	0.0	35.2
	FAYETTE	12	54	66	9	3	12	15.0	5.7	12.7
	JASPER	4	13	17	0	0	0	0.0	0.0	0.0
	MARION	57	212	269	4	0	4	40.8	0.0	40.8
	MONTGOMERY	38	57	95	1	0	1	12.8	0.0	12.8
	SHELBY	7	43	50	1	0	1	26.3	0.0	26.3
4th.....	CIRCUIT TOTAL	222	648	870	20	3	23	25.9	5.7	23.3
5th.....	CLARK	12	21	33	0	0	0	0.0	0.0	0.0
	COLES	44	303	347	0	0	0	0.0	0.0	0.0
	CUMBERLAND	2	14	16	0	0	0	0.0	0.0	0.0
	EDGAR	17	117	134	0	0	0	0.0	0.0	0.0
	VERMILION	50	562	612	1	0	1	108.1	0.0	108.1
5th.....	CIRCUIT TOTAL	125	1,017	1,142	1	0	1	108.1	0.0	108.1

**LAW CASE DISPOSITIONS BY COUNTY
CIRCUIT COURTS OF ILLINOIS
CALENDAR YEAR 2014**

CIRCUIT	COUNTY	TOTAL LAW CASES			LAW JURY CASES					
		DISPOSED OF			NO. TERMINATED BY VERDICT			AVERAGE TIME IN MONTHS		
		LAW OVER \$50,000	LAW \$50,000 OR LESS	TOTAL	LAW OVER \$50,000	LAW \$50,000 OR LESS	TOTAL	LAW OVER \$50,000	LAW \$50,000 OR LESS	ALL LAW JURY VERDICTS
6th.....	CHAMPAIGN	174	1,115	1,289	4	0	4	34.2	0.0	34.2
	DEWITT	1	4	5	0	0	0	0.0	0.0	0.0
	DOUGLAS	16	42	58	1	0	1	15.0	0.0	15.0
	MACON	123	1,147	1,270	3	0	3	36.1	0.0	36.1
	MOULTRIE	9	37	46	0	0	0	0.0	0.0	0.0
	PIATT	11	19	30	3	0	3	18.2	0.0	18.2
6th.....	CIRCUIT TOTAL	334	2,364	2,698	11	0	11	28.6	0.0	28.6
7th.....	GREENE	11	50	61	1	0	1	2.5	0.0	2.5
	JERSEY	20	71	91	1	0	1	26.6	0.0	26.6
	MACOUPIN	44	231	275	1	0	1	22.2	0.0	22.2
	MORGAN	36	211	247	0	0	0	0.0	0.0	0.0
	SANGAMON	389	1,708	2,097	9	1	10	35.4	13.5	33.3
	SCOTT	1	8	9	0	0	0	0.0	0.0	0.0
7th.....	CIRCUIT TOTAL	501	2,279	2,780	12	1	13	30.9	13.5	29.5
8th.....	ADAMS	70	233	303	1	0	1	15.1	0.0	15.1
	BROWN	5	10	15	0	0	0	0.0	0.0	0.0
	CALHOUN	4	8	12	0	0	0	0.0	0.0	0.0
	CASS	4	42	46	0	0	0	0.0	0.0	0.0
	MASON	10	23	33	3	0	3	12.4	0.0	12.4
	MENARD	11	25	36	0	0	0	0.0	0.0	0.0
	PIKE	13	42	55	5	0	5	42.3	0.0	42.3
	SCHUYLER	6	9	15	0	0	0	0.0	0.0	0.0
8th.....	CIRCUIT TOTAL	123	392	515	9	0	9	29.3	0.0	29.3
9th.....	FULTON	19	111	130	2	0	2	36.3	0.0	36.3
	HANCOCK	11	25	36	2	0	2	34.9	0.0	34.9
	HENDERSON	8	3	11	0	0	0	0.0	0.0	0.0
	KNOX	64	327	391	1	0	1	49.2	0.0	49.2
	MCDONOUGH	12	227	239	0	0	0	0.0	0.0	0.0
	WARREN	15	33	48	0	0	0	0.0	0.0	0.0
9th.....	CIRCUIT TOTAL	129	726	855	5	0	5	38.3	0.0	38.3
10th....	MARSHALL	6	25	31	0	0	0	0.0	0.0	0.0
	PEORIA	299	1,779	2,078	13	3	16	44.8	21.7	40.5
	PUTNAM	5	11	16	1	0	1	14.8	0.0	14.8
	STARK	4	13	17	0	0	0	0.0	0.0	0.0
	TAZEWELL	128	518	646	2	0	2	20.5	0.0	20.5
10th....	CIRCUIT TOTAL	442	2,346	2,788	16	3	19	39.9	21.7	37.0
11th....	FORD	6	17	23	4	1	5	10.1	0.7	8.2
	LIVINGSTON	24	146	170	0	0	0	0.0	0.0	0.0
	LOGAN	12	95	107	0	0	0	0.0	0.0	0.0
	MCLEAN	230	869	1,099	10	0	10	53.4	0.0	53.4
	WOODFORD	17	49	66	1	0	1	20.0	0.0	20.0
11th....	CIRCUIT TOTAL	289	1,176	1,465	15	1	16	39.6	0.7	37.2

**LAW CASE DISPOSITIONS BY COUNTY
CIRCUIT COURTS OF ILLINOIS
CALENDAR YEAR 2014**

CIRCUIT	COUNTY	TOTAL LAW CASES			LAW JURY CASES					
		DISPOSED OF			NO. TERMINATED BY VERDICT			AVERAGE TIME IN MONTHS		
		LAW OVER \$50,000	LAW \$50,000 OR LESS	TOTAL	LAW OVER \$50,000	LAW \$50,000 OR LESS	TOTAL	LAW OVER \$50,000	LAW \$50,000 OR LESS	ALL LAW JURY VERDICTS
12th....	WILL	1,071	3,833	4,904	31	1	32	33.1	25.9	32.8
12th....	CIRCUIT TOTAL	1,071	3,833	4,904	31	1	32	33.1	25.9	32.8
13th....	BUREAU	40	111	151	4	0	4	46.0	0.0	46.0
	GRUNDY	80	271	351	1	0	1	47.6	0.0	47.6
	LASALLE	187	714	901	8	0	8	34.6	0.0	34.6
13th....	CIRCUIT TOTAL	307	1,096	1,403	13	0	13	39.1	0.0	39.1
14th....	HENRY	25	214	239	0	0	0	0.0	0.0	0.0
	MERCER	3	13	16	0	0	0	0.0	0.0	0.0
	ROCK ISLAND	149	1,037	1,186	3	0	3	43.7	0.0	43.7
	WHITESIDE	58	190	248	1	0	1	31.6	0.0	31.6
14th....	CIRCUIT TOTAL	235	1,454	1,689	4	0	4	40.7	0.0	40.7
15th....	CARROLL	15	34	49	3	0	3	33.0	0.0	33.0
	JO DAVIESS	27	29	56	3	0	3	22.8	0.0	22.8
	LEE	22	143	165	1	2	3	46.1	32.8	37.2
	OGLE	29	220	249	0	0	0	0.0	0.0	0.0
	STEPHENSON	43	372	415	0	0	0	0.0	0.0	0.0
15th....	CIRCUIT TOTAL	136	798	934	7	2	9	30.5	32.8	31.0
16th....	KANE	650	2,477	3,127	9	0	9	48.8	0.0	48.8
16th....	CIRCUIT TOTAL	650	2,477	3,127	9	0	9	48.8	0.0	48.8
17th....	BOONE	37	146	183	1	0	1	46.9	0.0	46.9
	WINNEBAGO	416	2,192	2,608	3	0	3	41.8	0.0	41.8
17th....	CIRCUIT TOTAL	453	2,338	2,791	4	0	4	43.0	0.0	43.0
18th....	DU PAGE	1,328	4,158	5,486	22	0	22	38.5	0.0	38.5
18th....	CIRCUIT TOTAL	1,328	4,158	5,486	22	0	22	38.5	0.0	38.5
19th....	LAKE	1,006	3,151	4,157	31	0	31	24.9	0.0	24.9
19th....	CIRCUIT TOTAL	1,006	3,151	4,157	31	0	31	24.9	0.0	24.9
20th....	MONROE	24	89	113	1	0	1	58.1	0.0	58.1
	PERRY	30	45	75	1	0	1	15.7	0.0	15.7
	RANDOLPH	58	123	181	5	2	7	39.6	8.0	30.6
	ST. CLAIR	675	2,302	2,977	3	0	3	36.6	0.0	36.6
	WASHINGTON	8	47	55	0	0	0	0.0	0.0	0.0
20th....	CIRCUIT TOTAL	795	2,606	3,401	10	2	12	38.2	8.0	33.1
21st....	IROQUOIS	26	75	101	0	1	1	0.0	18.4	18.4
	KANKAKEE	160	926	1,086	4	1	5	37.3	28.9	35.6
21st....	CIRCUIT TOTAL	186	1,001	1,187	4	2	6	37.3	23.6	32.7
22nd...	MCHENRY	421	1,057	1,478	19	0	19	45.8	0.0	45.8
22nd...	CIRCUIT TOTAL	421	1,057	1,478	19	0	19	45.8	0.0	45.8
23rd...	DEKALB	128	617	745	2	0	2	50.8	0.0	50.8
	KENDALL	115	805	920	2	0	2	36.1	0.0	36.1
23rd...	CIRCUIT TOTAL	243	1,422	1,665	4	0	4	43.4	0.0	43.4
	DOWNSTATE TOTAL	11,280	39,685	50,965	296	20	316	34.8	20.1	33.9
COOK	COOK COUNTY	22,732	135,060	157,792	362	190	552	37.5	16.8	30.4
	STATE TOTAL	34,012	174,745	208,757	658	210	868	36.3	17.1	31.6

**TIME LAPSE: CASE FILING TO DATE OF VERDICT
LAW JURY VERDICTS OVER \$50,000
CIRCUIT COURTS OF ILLINOIS
CALENDAR YEAR 2014**

COUNTY	LAW JURY VERDICTS OVER \$50,000	AVG. TIME LAPSE IN MONTHS BETWEEN DATE OF FILING AND DATE OF VERDICT	COUNTY	LAW JURY VERDICTS OVER \$50,000	AVG. TIME LAPSE IN MONTHS BETWEEN DATE OF FILING AND DATE OF VERDICT	COUNTY	LAW JURY VERDICTS OVER \$50,000	AVG. TIME LAPSE IN MONTHS BETWEEN DATE OF FILING AND DATE OF VERDICT
ADAMS	1	15.1	HARDIN	0	0	MORGAN	0	0
ALEXANDER	0	0	HENDERSON	0	0	MOULTRIE	0	0
BOND	0	0	HENRY	0	0	OGLE	0	0
BOONE	1	46.9	IROQUOIS	0	0	PEORIA	13	44.8
BROWN	0	0	JACKSON	9	11	PERRY	1	15.7
BUREAU	4	46	JASPER	0	0	PIATT	3	18.2
CALHOUN	0	0	JEFFERSON	3	37.2	PIKE	5	42.3
CARROLL	3	33	JERSEY	1	26.6	POPE	1	68.5
CASS	0	0	JO DAVIESS	3	22.8	PULASKI	1	55
CHAMPAIGN	4	34.2	JOHNSON	0	0	PUTNAM	1	14.8
CHRISTIAN	0	0	KANE	9	48.8	RANDOLPH	5	39.6
CLARK	0	0	KANKAKEE	4	37.3	RICHLAND	0	0
CLAY	0	0	KENDALL	2	36.1	ROCK ISLAND	3	43.7
CLINTON	3	36.9	KNOX	1	49.2	SALINE	1	70.8
COLES	0	0	LAKE	31	24.9	SANGAMON	9	35.4
COOK	362	37.5	LASALLE	8	34.6	SCHUYLER	0	0
CRAWFORD	1	30.7	LAWRENCE	0	0	SCOTT	0	0
CUMBERLAND	0	0	LEE	1	46.1	SHELBY	1	26.3
DEKALB	2	50.8	LIVINGSTON	0	0	ST. CLAIR	3	36.6
DEWITT	0	0	LOGAN	0	0	STARK	0	0
DOUGLAS	1	15	MACON	3	36.1	STEPHENSON	0	0
DUPAGE	22	38.5	MACOUPIN	1	22.2	TAZEWELL	2	20.5
EDGAR	0	0	MADISON	16	35.2	UNION	0	0
EDWARDS	0	0	MARION	4	40.8	VERMILION	1	108.1
EFFINGHAM	2	35.2	MARSHALL	0	0	WABASH	0	0
FAYETTE	9	15	MASON	3	12.4	WARREN	0	0
FORD	4	10.1	MASSAC	8	30	WASHINGTON	0	0
FRANKLIN	2	25.1	MCDONOUGH	0	0	WAYNE	0	0
FULTON	2	36.3	MCHENRY	19	45.8	WHITE	0	0
GALLATIN	0	0	MCLEAN	10	53.4	WHITESIDE	1	31.6
GREENE	1	2.5	MENARD	0	0	WILL	31	33.1
GRUNDY	1	47.6	MERCER	0	0	WILLIAMSON	3	40.7
HAMILTON	4	47.5	MONROE	1	58.1	WINNEBAGO	3	41.8
HANCOCK	2	34.9	MONTGOMERY	1	12.8	WOODFORD	1	20

**FELONY DISPOSITIONS AND SENTENCES BY COUNTY
CIRCUIT COURTS OF ILLINOIS
CALENDAR YEAR 2014**

CIRCUIT	COUNTY	TOTAL NUMBER OF DEFENDANTS	TOTAL CONVICTED	CONVICTED OF FELONIES			FOUND NOT GUILTY		REMAINING BALANCE *	SENTENCES				TOTAL SENTENCES
				PLEA OF GUILTY	CON- VICTED BY COURT	CON- VICTED BY JURY	BENCH TRIAL	JURY TRIAL		DEATH #	STATE IMPRISONMENT	PROBATION	OTHER	
1st.....	ALEXANDER	70	39	38	1	0	0	0	31	0	8	18	13	39
	JACKSON	739	384	367	1	16	1	3	351	0	137	193	54	384
	JOHNSON	66	37	37	0	0	0	0	29	0	23	11	3	37
	MASSAC	166	101	100	1	0	0	0	65	0	31	66	4	101
	POPE	41	24	24	0	0	0	0	17	0	9	14	1	24
	PULASKI	77	21	21	0	0	0	0	56	0	4	12	5	21
	SALINE	359	200	193	0	7	0	0	159	0	83	116	1	200
	UNION	265	138	136	2	0	1	0	126	0	56	60	22	138
	WILLIAMSON	605	221	217	1	3	2	0	382	0	56	111	54	221
1st.....	CIRCUIT TOTAL	2,388	1,165	1,133	6	26	4	3	1,216	0	407	601	157	1,165
2nd.....	CRAWFORD	180	130	129	1	0	0	0	50	0	44	83	3	130
	EDWARDS	50	26	26	0	0	0	0	24	0	8	15	3	26
	FRANKLIN	420	256	255	1	0	0	0	164	0	71	156	29	256
	GALLATIN	57	27	27	0	0	0	0	30	0	11	8	8	27
	HAMILTON	74	54	54	0	0	0	0	20	0	23	16	15	54
	HARDIN	42	15	15	0	0	0	0	27	0	6	2	7	15
	JEFFERSON	549	294	294	0	0	2	4	249	0	71	132	91	294
	LAWRENCE	134	85	82	2	1	0	0	49	0	31	52	2	85
	RICHLAND	157	102	102	0	0	0	0	55	0	35	67	0	102
	WABASH	113	74	73	1	0	0	0	39	0	20	30	24	74
	WAYNE	223	70	46	24	0	1	1	151	0	15	43	12	70
	WHITE	130	94	94	0	0	0	1	35	0	47	28	19	94
2nd.....	CIRCUIT TOTAL	2,129	1,227	1,197	29	1	3	6	893	0	382	632	213	1,227
3rd.....	BOND	92	77	77	0	0	0	0	15	0	34	42	1	77
	MADISON	2,905	1,740	1,731	1	8	2	2	1,161	0	564	942	234	1,740
3rd.....	CIRCUIT TOTAL	2,997	1,817	1,808	1	8	2	2	1,176	0	598	984	235	1,817
4th.....	CHRISTIAN	247	167	165	0	2	0	0	80	0	65	96	6	167
	CLAY	88	81	81	0	0	0	0	7	0	29	51	1	81
	CLINTON	180	145	144	1	0	0	0	35	0	53	69	23	145
	EFFINGHAM	242	158	155	2	1	0	1	83	0	53	87	18	158
	FAYETTE	206	150	147	2	1	0	0	56	0	71	73	6	150
	JASPER	49	23	23	0	0	0	0	26	0	9	14	0	23
	MARION	319	225	223	0	2	0	1	93	0	86	126	13	225
	MONTGOMERY	174	134	134	0	0	0	0	40	0	84	41	9	134
	SHELBY	134	75	74	0	1	0	2	57	0	35	36	4	75
4th.....	CIRCUIT TOTAL	1,639	1,158	1,146	5	7	0	4	477	0	485	593	80	1,158
5th.....	CLARK	96	72	72	0	0	0	0	24	0	22	48	2	72
	COLES	556	368	365	2	1	0	0	188	0	103	243	22	368
	CUMBERLAND	71	57	56	0	1	0	0	14	0	30	21	6	57
	EDGAR	185	113	111	0	2	0	0	72	0	44	57	12	113
	VERMILION	684	438	425	2	11	0	4	242	0	190	232	16	438
5th.....	CIRCUIT TOTAL	1,592	1,048	1,029	4	15	0	4	540	0	389	601	58	1,048

* INCLUDES SUCH DISPOSITIONS AS TRANSFERS TO INACTIVE/FUGITIVE WARRANT CALENDAR, EXTRADITION PROCEEDINGS, AND DISMISSED ON MOTION OF STATE.

DEATH PENALTY ABOLISHED IN 2011.

**FELONY DISPOSITIONS AND SENTENCES BY COUNTY
CIRCUIT COURTS OF ILLINOIS
CALENDAR YEAR 2014**

CIRCUIT	COUNTY	TOTAL NUMBER OF DEFENDANTS	TOTAL CONVICTED	CONVICTED OF FELONIES			FOUND NOT GUILTY		REMAINING BALANCE *	SENTENCES				
				PLEA OF GUILTY	CON- VICTED BY COURT	CON- VICTED BY JURY	BENCH TRIAL	JURY TRIAL		DEATH #	STATE IMPRISONMENT	PROBATION	OTHER	TOTAL SENTENCES
6th.....	CHAMPAIGN	2,117	1,338	1,326	2	10	3	5	771	0	543	703	92	1,338
	DEWITT	70	60	56	1	3	0	0	10	0	27	30	3	60
	DOUGLAS	101	64	63	0	1	1	1	35	0	29	34	1	64
	MACON	1,696	1,171	1,130	15	26	6	11	508	0	483	658	30	1,171
	MOULTRIE	56	37	37	0	0	0	0	19	0	18	19	0	37
	PIATT	27	21	21	0	0	0	0	6	0	2	16	3	21
6th.....	CIRCUIT TOTAL	4,067	2,691	2,633	18	40	10	17	1,349	0	1,102	1,460	129	2,691
7th.....	GREENE	83	53	53	0	0	0	1	29	0	12	39	2	53
	JERSEY	160	116	114	2	0	0	0	44	0	37	43	36	116
	MACOUPIN	180	155	154	1	0	0	0	25	0	62	85	8	155
	MORGAN	140	112	109	0	3	0	0	28	0	40	57	15	112
	SANGAMON	1,566	716	715	1	0	0	2	848	0	335	295	86	716
	SCOTT	21	9	9	0	0	0	0	12	0	2	4	3	9
7th.....	CIRCUIT TOTAL	2,150	1,161	1,154	4	3	0	3	986	0	488	523	150	1,161
8th.....	ADAMS	724	516	509	2	5	0	2	206	0	212	299	5	516
	BROWN	23	17	17	0	0	0	0	6	0	7	7	3	17
	CALHOUN	40	25	25	0	0	0	0	15	0	14	11	0	25
	CASS	119	81	80	1	0	0	0	38	0	24	56	1	81
	MASON	152	90	88	1	1	0	0	62	0	31	51	8	90
	MENARD	53	42	41	1	0	0	0	11	0	17	22	3	42
	PIKE	107	74	73	1	0	0	0	33	0	28	41	5	74
	SCHUYLER	34	24	23	0	1	0	2	8	0	12	10	2	24
8th.....	CIRCUIT TOTAL	1,252	869	856	6	7	0	4	379	0	345	497	27	869
9th.....	FULTON	244	132	132	0	0	1	0	111	0	57	54	21	132
	HANCOCK	72	47	47	0	0	0	0	25	0	20	24	3	47
	HENDERSON	66	27	27	0	0	0	0	39	0	11	9	7	27
	KNOX	547	253	251	1	1	3	1	290	0	88	164	1	253
	MCDONOUGH	259	150	147	2	1	0	3	106	0	34	90	26	150
	WARREN	118	45	44	0	1	0	0	73	0	13	29	3	45
9th.....	CIRCUIT TOTAL	1,306	654	648	3	3	4	4	644	0	223	370	61	654
10th....	MARSHALL	49	29	28	0	1	0	0	20	0	13	15	1	29
	PEORIA	1,174	813	778	8	27	1	8	352	0	400	413	0	813
	PUTNAM	42	30	30	0	0	0	0	12	0	9	20	1	30
	STARK	26	15	15	0	0	0	1	10	0	6	9	0	15
	TAZEWELL	616	473	462	9	2	0	0	143	0	212	251	10	473
10th....	CIRCUIT TOTAL	1,907	1,360	1,313	17	30	1	9	537	0	640	708	12	1,360
11th....	FORD	83	45	45	0	0	0	1	37	0	11	30	4	45
	LIVINGSTON	277	206	191	10	5	2	1	68	0	74	99	33	206
	LOGAN	171	141	140	0	1	2	0	28	0	63	74	4	141
	MCLEAN	1,542	1,206	1,149	28	29	13	14	309	0	370	780	56	1,206
	WOODFORD	138	99	93	3	3	1	1	37	0	39	50	10	99
11th....	CIRCUIT TOTAL	2,211	1,697	1,618	41	38	18	17	479	0	557	1,033	107	1,697

* INCLUDES SUCH DISPOSITIONS AS TRANSFERS TO INACTIVE/FUGITIVE WARRANT CALENDAR, EXTRADITION PROCEEDINGS, AND DISMISSED ON MOTION OF STATE.

DEATH PENALTY ABOLISHED IN 2011.

**FELONY DISPOSITIONS AND SENTENCES BY COUNTY
CIRCUIT COURTS OF ILLINOIS
CALENDAR YEAR 2014**

CIRCUIT	COUNTY	TOTAL NUMBER OF DEFENDANTS	TOTAL CONVICTED	CONVICTED OF FELONIES			FOUND NOT GUILTY		REMAINING BALANCE *	SENTENCES				
				PLEA OF GUILTY	CON- VICTED BY COURT	CON- VICTED BY JURY	BENCH TRIAL	JURY TRIAL		DEATH #	STATE IMPRISONMENT	PROBATION	OTHER	TOTAL SENTENCES
12th....	WILL	2,667	2,102	2,058	26	18	26	11	528	0	891	1,101	110	2,102
12th....	CIRCUIT TOTAL	2,667	2,102	2,058	26	18	26	11	528	0	891	1,101	110	2,102
13th....	BUREAU	94	81	62	19	0	2	1	10	0	49	31	1	81
	GRUNDY	238	161	148	12	1	1	1	75	0	55	79	27	161
	LASALLE	431	372	364	3	5	1	0	58	0	169	161	42	372
13th....	CIRCUIT TOTAL	763	614	574	34	6	4	2	143	0	273	271	70	614
14th....	HENRY	324	217	209	4	4	8	3	96	0	70	116	31	217
	MERCER	110	58	50	8	0	0	0	52	0	16	29	13	58
	ROCK ISLAND	945	583	568	11	4	3	5	354	0	166	270	147	583
	WHITESIDE	349	244	240	1	3	0	2	103	0	110	129	5	244
14th....	CIRCUIT TOTAL	1,728	1,102	1,067	24	11	11	10	605	0	362	544	196	1,102
15th....	CARROLL	71	43	42	0	1	0	0	28	0	18	22	3	43
	JO DAVIESS	56	43	43	0	0	0	0	13	0	11	24	8	43
	LEE	238	111	110	0	1	0	0	127	0	40	62	9	111
	OGLE	263	198	195	2	1	3	0	62	0	63	99	36	198
	STEPHENSON	277	225	214	7	4	0	2	50	0	103	118	4	225
15th....	CIRCUIT TOTAL	905	620	604	9	7	3	2	280	0	235	325	60	620
16th....	KANE	749	407	373	10	24	11	22	309	0	152	234	21	407
16th....	CIRCUIT TOTAL	749	407	373	10	24	11	22	309	0	152	234	21	407
17th....	BOONE	375	251	224	10	17	5	7	112	0	79	133	39	251
	WINNEBAGO	3,575	2,426	2,391	19	16	11	4	1,134	0	658	1,431	337	2,426
17th....	CIRCUIT TOTAL	3,950	2,677	2,615	29	33	16	11	1,246	0	737	1,564	376	2,677
18th....	DU PAGE	2,829	1,948	1,829	102	17	9	23	849	0	674	783	491	1,948
18th....	CIRCUIT TOTAL	2,829	1,948	1,829	102	17	9	23	849	0	674	783	491	1,948
19th....	LAKE	3,999	1,731	1,697	12	22	10	7	2,251	0	492	1,044	195	1,731
19th....	CIRCUIT TOTAL	3,999	1,731	1,697	12	22	10	7	2,251	0	492	1,044	195	1,731
20th....	MONROE	120	82	78	4	0	0	1	37	0	23	45	14	82
	PERRY	148	77	77	0	0	0	0	71	0	23	26	28	77
	RANDOLPH	223	128	126	2	0	1	0	94	0	53	65	10	128
	ST. CLAIR	2,149	1,451	1,430	6	15	5	8	685	0	486	924	41	1,451
	WASHINGTON	85	28	28	0	0	0	0	57	0	9	13	6	28
20th....	CIRCUIT TOTAL	2,725	1,766	1,739	12	15	6	9	944	0	594	1,073	99	1,766
21st....	IROQUOIS	122	79	78	0	1	1	0	42	0	21	54	4	79
	KANKAKEE	465	362	353	4	5	2	3	98	0	172	152	38	362
21st....	CIRCUIT TOTAL	587	441	431	4	6	3	3	140	0	193	206	42	441
22nd...	MCHENRY	1,163	501	492	2	7	3	1	658	0	165	235	101	501
22nd....	CIRCUIT TOTAL	1,163	501	492	2	7	3	1	658	0	165	235	101	501
23rd...	DEKALB	965	491	481	6	4	7	4	463	0	132	237	122	491
	KENDALL	335	254	252	1	1	5	3	73	0	58	141	55	254
23rd...	CIRCUIT TOTAL	1,300	745	733	7	5	12	7	536	0	190	378	177	745
	DOWNSTATE TOTAL	47,003	29,501	28,747	405	349	156	181	17,165	0	10,574	15,760	3,167	29,501
COOK	COOK COUNTY	29,812	24,757	23,506	1,028	223	1,376	101	3,578	0	14,154	8,304	2,299	24,757
	STATE TOTAL	76,815	54,258	52,253	1,433	572	1,532	282	20,743	0	24,728	24,064	5,466	54,258

* INCLUDES SUCH DISPOSITIONS AS TRANSFERS TO INACTIVE/FUGITIVE WARRANT CALENDAR, EXTRADITION PROCEEDINGS, AND DISMISSED ON MOTION OF STATE.

DEATH PENALTY ABOLISHED IN 2011.

FINANCIAL SUMMARY OF THE CIRCUIT COURTS OF ILLINOIS

The amounts reported on the following pages are for FY 2014. In most counties, FY14 ended 11/30/14. Those counties with different fiscal years are as follows:

Calhoun	FY14 ended 08/31/2014
DeKalb	FY14 ended 12/31/2014
Douglas	FY14 ended 12/31/2014
Greene	FY14 ended 12/31/2014
Macoupin	FY14 ended 08/31/2014
Massac	FY14 ended 12/31/2014
McLean	FY14 ended 12/31/2014
Morgan	FY14 ended 08/31/2014
Peoria	FY14 ended 12/31/2014
Shelby	FY14 ended 08/31/2014
St. Clair	FY14 ended 12/31/2014
Winnebago	FY14 ended 09/30/2014

Beginning in October of 1999, employers began sending child support payments to the State Disbursement Unit rather than to circuit clerks for processing and disbursement to recipients. The amounts reported by circuit clerks under the heading "Maintenance and Child Support Payments" include payments processed and disbursed by the State Disbursement Unit.

**CIRCUIT CLERK
FEES AND OTHER REVENUE BY COUNTY
DECEMBER 1, 2013 - NOVEMBER 30, 2014**

CIRCUIT	COUNTY	FEES AND OTHER REVENUE OF CLERK'S OFFICE									
		CLERK'S FEES AND COSTS	COURT AUTOMA- TION FUND	MAINTENANCE AND CHILD SUPPORT	DOCUMENT STORAGE FUND	OPERATION AND ADMIN. FUND	CLERK'S E-CITATION FUND	INTEREST ON INVESTED FUNDS	DHFS IV-D CONTR. & INCENT.	OTHER	TOTAL FEES AND OTHER REVENUE
1st.....	Alexander	86,409	22,030	0	22,202	250	0	445	7,715	0	139,051
	Jackson	352,061	144,701	43,293	144,259	13,565	8,499	3,970	15,933	0	726,281
	Johnson	66,105	20,034	0	19,855	1,718	0	21	1,740	0	109,472
	Massac	80,983	51,856	36	51,894	2,453	0	710	3,147	0	191,079
	Pope	30,174	9,037	654	10,039	1,424	0	0	3,588	0	54,916
	Pulaski	55,388	86,415	0	86,320	5,739	0	47	0	0	233,909
	Saline	126,734	45,006	1,406	40,730	4,655	0	38	9,612	5,980	234,160
	Union	168,195	65,483	6,936	61,286	3,987	2,267	793	5,374	0	314,322
	Williamson	561,769	55,625	10,812	55,081	9,870	0	3,367	15,396	0	711,920
1st.....	Circuit Total	1,527,818	500,187	63,137	491,665	43,660	10,766	9,391	62,505	5,980	2,715,109
2nd.....	Crawford	110,851	18,673	6,509	11,124	3,242	0	878	0	0	151,276
	Edwards	24,689	6,996	6,168	6,980	965	0	62	3,480	0	49,340
	Franklin	320,879	62,220	1,326	60,982	7,378	0	1,731	809	0	455,325
	Gallatin	41,023	9,268	2,545	7,003	1,099	0	13	3,480	70	64,500
	Hamilton	44,924	13,550	6,619	13,474	1,505	0	356	5,553	0	85,979
	Hardin	25,857	8,040	395	4,608	349	0	15	108	74	39,445
	Jefferson	207,902	88,755	2,777	88,297	0	0	2,852	0	0	390,583
	Lawrence	82,065	15,225	17,017	15,245	1,240	0	507	4,329	0	135,628
	Richland	87,960	18,047	14,305	22,505	2,844	0	80	4,907	0	150,648
	Wabash	74,582	16,528	17,019	16,525	2,234	0	53	4,835	0	131,776
	Wayne	78,462	9,450	8,119	9,362	2,423	0	156	5,989	0	113,961
	White	91,124	12,162	7,120	12,096	4,139	0	105	4,268	0	131,014
2nd.....	Circuit Total	1,190,318	278,913	89,919	268,199	27,416	0	6,809	37,759	144	1,899,477
3rd.....	Bond	106,230	37,556	8,548	37,565	10,237	7,619	1,024	4,067	0	212,845
	Madison	5,435,216	451,783	76,698	1,344,775	82,868	66,565	33,173	61,669	29,640	7,582,387
3rd.....	Circuit Total	5,541,446	489,339	85,246	1,382,340	93,105	74,184	34,197	65,736	29,640	7,795,232
4th.....	Christian	153,420	40,328	13,190	40,475	3,568	0	841	13,798	4,618	270,237
	Clay	63,394	15,259	13,726	15,137	624	297	347	4,350	0	113,134
	Clinton	197,981	16,107	27,445	47,507	5,114	9,480	478	1,974	0	306,086
	Effingham	196,722	53,205	17,985	53,192	3,702	6,073	2,944	8,057	7	341,888
	Fayette	132,190	50,918	18,954	49,299	4,132	4,950	6,504	5,393	0	272,341
	Jasper	43,120	9,956	216	10,004	697	0	386	3,496	0	67,875
	Marion	247,448	31,658	49,373	85,638	7,620	102	522	16,069	25,778	464,209
	Montgomery	227,872	47,092	36,951	47,038	5,933	6,733	1,281	10,220	97	383,218
	Shelby	86,035	8,777	7,881	8,595	1,454	1,263	110	0	0	114,115
4th.....	Circuit Total	1,348,183	273,299	185,722	356,886	32,844	28,899	13,414	63,358	30,499	2,333,102
5th.....	Clark	88,387	24,227	3,571	24,208	1,101	0	41	0	0	141,535
	Coles	369,688	103,396	12,679	104,348	8,235	9,332	633	18,046	0	626,357
	Cumberland	47,799	11,402	7,793	11,417	1,401	60	1,100	5,087	11,343	97,402
	Edgar	91,915	26,673	3,295	26,651	1,530	0	646	0	0	150,710
	Vermilion	1,682,626	123,723	26,631	123,535	17,658	13,655	2,326	16,303	0	2,006,457
5th.....	Circuit Total	2,280,414	289,421	53,969	290,159	29,925	23,047	4,747	39,436	11,343	3,022,462

**CIRCUIT CLERK
FEES AND OTHER REVENUE BY COUNTY
DECEMBER 1, 2013 - NOVEMBER 30, 2014**

CIRCUIT	COUNTY	FEES AND OTHER REVENUE OF CLERK'S OFFICE									
		CLERK'S FEES AND COSTS	COURT AUTOMA- TION FUND	MAINTENANCE AND CHILD SUPPORT	DOCUMENT STORAGE FUND	OPERATION AND ADMIN. FUND	CLERK'S E-CITATION FUND	INTEREST ON INVESTED FUNDS	DHFS IV-D CONTR. & INCENT.	OTHER	TOTAL FEES AND OTHER REVENUE
6th.....	Champaign	1,265,212	270,019	16,083	255,822	169,409	24,494	5,091	36,396	40	2,042,565
	DeWitt	98,133	19,074	5,752	18,992	4,602	924	71	4,760	3,563	155,870
	Douglas	88,805	22,000	10,440	21,531	4,907	1,358	79	5,940	0	155,059
	Macon	1,065,507	233,077	46,281	229,634	38,629	8,488	6,850	36,294	0	1,664,760
	Moultrie	64,838	15,896	9,229	15,814	2,349	1,110	135	5,623	0	114,994
	Piatt	67,384	17,890	6,110	17,862	7,314	754	23	2,524	75	119,936
6th.....	Circuit Total	2,649,878	577,956	93,894	559,655	227,210	37,128	12,248	91,537	3,678	4,253,184
7th.....	Greene	45,698	7,728	4,857	7,743	2,363	0	3	5,593	6,990	80,975
	Jersey	170,799	19,619	5,171	18,906	3,880	5,042	182	7,341	355	231,296
	Macoupin	278,939	56,133	21,278	55,307	5,619	0	723	0	11,172	429,170
	Morgan	188,346	51,709	22,817	52,033	7,848	3,345	575	15,531	0	342,204
	Sangamon	1,740,298	433,107	57,158	479,155	52,833	38,858	75,384	30,330	0	2,907,122
	Scott	55,368	9,298	2,952	8,440	1,051	381	0	684	0	78,174
7th.....	Circuit Total	2,479,447	577,593	114,233	621,583	73,594	47,626	76,868	59,479	18,517	4,068,940
8th.....	Adams	541,061	56,066	145	160,479	11,931	0	4,217	22,192	4,575	800,667
	Brown	34,705	7,042	2,040	6,913	1,178	0	53	0	0	51,931
	Calhoun	40,285	6,709	886	6,678	482	0	574	3,804	0	59,418
	Cass	81,629	7,370	19,635	7,395	4,040	0	228	2,019	0	122,316
	Mason	100,080	23,666	3,651	23,460	7,642	5,067	311	6,685	71	170,633
	Menard	68,782	4,693	288	3,089	1,614	0	158	3,770	0	82,394
	Pike	130,478	59,264	4,474	58,923	5,184	0	816	6,396	0	265,536
	Schuyler	70,266	16,513	6,574	16,314	4,580	0	0	4,708	0	118,955
8th.....	Circuit Total	1,067,286	181,322	37,693	283,252	36,650	5,067	6,358	49,575	4,646	1,671,848
9th.....	Fulton	191,188	42,590	17,399	42,660	4,136	2,712	3,702	12,438	408	317,232
	Hancock	69,209	14,061	252	14,036	2,942	0	421	4,890	0	105,811
	Henderson	33,402	8,643	4,893	8,561	2,704	953	77	3,480	0	62,713
	Knox	284,274	50,843	13,090	50,840	7,719	4,645	1,349	17,196	0	429,956
	McDonough	260,850	43,697	8,072	43,545	9,339	6,161	2,404	6,576	0	380,644
	Warren	98,287	16,787	8,759	16,883	4,689	0	219	0	0	145,624
9th.....	Circuit Total	937,211	176,620	52,465	176,525	31,529	14,471	8,171	44,580	408	1,441,980
10th.....	Marshall	66,385	11,868	7,878	11,821	2,342	0	66	7,693	0	108,054
	Peoria	1,434,927	345,381	16,468	352,054	50,917	37,841	2,162	87,342	0	2,327,092
	Putnam	51,500	9,159	3,323	9,194	1,715	0	168	5,061	0	80,120
	Stark	32,009	8,167	3,317	8,228	1,551	0	207	2,570	0	56,050
	Tazewell	1,129,877	311,730	65,954	309,046	40,263	3,250	1,313	31,844	18,695	1,911,972
10th.....	Circuit Total	2,714,698	686,305	96,940	690,343	96,788	41,091	3,917	134,510	18,695	4,483,287
11th.....	Ford	71,069	12,340	0	12,181	1,333	201	253	4,833	9,372	111,582
	Livingston	211,282	32,734	4,091	18,064	10,112	4,829	786	4,167	10,302	296,367
	Logan	134,888	40,915	33,241	40,974	8,985	964	281	9,946	0	270,193
	McLean	1,142,217	211,983	60,234	183,929	34,307	57,420	4,325	27,112	0	1,721,527
	Woodford	151,338	51,552	344	51,608	7,178	574	179	4,921	9,503	277,197
11th.....	Circuit Total	1,710,794	349,524	97,910	306,756	61,915	63,987	5,823	50,979	29,177	2,676,865

**CIRCUIT CLERK
FEES AND OTHER REVENUE BY COUNTY
DECEMBER 1, 2013 - NOVEMBER 30, 2014**

CIRCUIT	COUNTY	FEES AND OTHER REVENUE OF CLERK'S OFFICE									TOTAL FEES AND OTHER REVENUE
		CLERK'S FEES AND COSTS	COURT AUTOMATION FUND	MAINTENANCE AND CHILD SUPPORT	DOCUMENT STORAGE FUND	OPERATION AND ADMIN FUND	CLERK'S E-CITATION FUND	INTEREST ON INVESTED FUNDS	DHFS IV-D CONTR. & INCENT.	OTHER	
12th.....	Will	6,508,096	1,253,625	103,555	1,253,193	190,028	189,877	26,340	55,152	0	9,579,866
12th.....	Circuit Total	6,508,096	1,253,625	103,555	1,253,193	190,028	189,877	26,340	55,152	0	9,579,866
13th.....	Bureau	205,688	41,287	24,490	41,117	6,040	0	337	8,448	0	327,407
	Grundy	348,503	74,672	19,764	68,364	13,871	8,646	282	6,822	0	540,924
	LaSalle	770,201	200,211	11,608	198,966	31,899	0	42	26,340	0	1,239,266
13th.....	Circuit Total	1,324,392	316,170	55,862	308,447	51,810	8,646	661	41,610	0	2,107,597
14th.....	Henry	297,532	57,390	19,744	57,204	6,990	0	6,291	10,923	0	456,074
	Mercer	98,313	19,049	4,552	21,558	4,123	0	299	2,273	0	150,166
	Rock Island	1,266,292	222,769	95,372	220,467	26,139	0	0	35,970	0	1,867,008
	Whiteside	306,457	132,512	0	132,398	9,135	0	137	14,060	0	594,698
14th.....	Circuit Total	1,968,593	431,720	119,667	431,626	46,387	0	6,727	63,226	0	3,067,946
15th.....	Carroll	78,459	11,561	12,967	11,549	1,842	0	835	3,942	0	121,155
	Jo Daviess	96,025	27,936	36	23,625	3,950	0	50	4,200	0	155,821
	Lee	259,854	112,451	15,332	111,952	7,725	4,301	1,472	3,019	0	516,106
	Ogle	328,001	61,778	132	61,832	7,523	5,203	7,077	10,844	0	482,391
	Stephenson	341,231	78,146	19,604	78,164	6,992	0	0	13,836	0	537,973
15th.....	Circuit Total	1,103,570	291,872	48,071	287,122	28,032	9,505	9,433	35,841	0	1,813,446
16th.....	Kane	3,706,006	1,111,668	120,215	1,030,056	336,929	118,518	4,630	26,748	0	6,454,770
16th.....	Circuit Total	3,706,006	1,111,668	120,215	1,030,056	336,929	118,518	4,630	26,748	0	6,454,770
17th.....	Boone	429,465	112,221	9,129	112,693	23,522	11,973	710	10,766	0	710,478
	Winnebago	2,220,814	654,699	20,085	764,384	42,578	0	0	62,900	0	3,765,461
17th.....	Circuit Total	2,650,279	766,920	29,214	877,077	66,100	11,973	710	73,666	0	4,475,939
18th.....	DuPage	8,314,884	2,125,290	351,654	2,353,494	846,194	219,487	18,667	0	0	14,229,669
18th.....	Circuit Total	8,314,884	2,125,290	351,654	2,353,494	846,194	219,487	18,667	0	0	14,229,669
19th.....	Lake	4,869,548	1,155,228	64,692	494,510	298,161	97,993	6,387	15,588	0	7,002,106
19th.....	Circuit Total	4,869,548	1,155,228	64,692	494,510	298,161	97,993	6,387	15,588	0	7,002,106
20th.....	Monroe	134,228	16,298	2,974	16,186	6,732	0	363	0	0	176,780
	Perry	114,487	31,490	10,335	31,517	3,391	0	0	7,296	193	198,709
	Randolph	183,136	35,628	8,561	35,529	4,697	3,573	110	6,000	0	277,233
	St. Clair	2,879,623	448,891	95,778	715,750	118,542	59,694	994	71,130	0	4,390,403
	Washington	65,101	16,403	3,888	16,079	3,858	2,097	29	4,562	13	112,030
20th.....	Circuit Total	3,376,575	548,710	121,536	815,060	137,220	65,364	1,497	88,988	206	5,155,155
21st.....	Iroquois	140,431	47,537	6,245	46,984	5,367	3,307	217	5,902	13,203	269,192
	Kankakee	831,307	242,999	22,107	240,413	32,909	0	625	13,976	0	1,384,336
21st.....	Circuit Total	971,737	290,536	28,352	287,397	38,276	3,307	842	19,878	13,203	1,653,528
22nd.....	McHenry	3,247,009	616,417	120,153	596,972	84,891	41,037	40,578	9,087	0	4,756,144
22nd.....	Circuit Total	3,247,009	616,417	120,153	596,972	84,891	41,037	40,578	9,087	0	4,756,144
23rd.....	DeKalb	532,962	214,504	15,758	209,847	37,925	16,435	1,153	22,062	0	1,050,647
	Kendall	600,098	149,708	51,126	152,333	21,007	8,625	764	12,968	0	996,630
	Circuit Total	1,133,060	364,212	66,884	362,180	58,933	25,060	1,917	35,030	0	2,047,277
	Downstate Total	62,621,243	13,652,847	2,200,983	14,524,497	2,937,597	1,137,031	300,330	1,164,266	166,135	98,704,929
Cook	Cook County	57,655,059	8,450,428	1,757,145	7,591,547	825,067	295,012	0	4,161,932	0	80,736,190
	State Total	120,276,302	22,103,275	3,958,128	22,116,044	3,762,664	1,432,043	300,330	5,326,198	166,135	179,441,119

**CIRCUIT CLERK
COST OF OPERATING BY COUNTY
DECEMBER 1, 2013 - NOVEMBER 30, 2014**

COST OF OPERATING CLERK'S OFFICE												
CIRCUIT	COUNTY	CLERK'S SALARY	ALL OTHER PERSONNEL SALARIES	FULL TIME STAFF	PART TIME STAFF	AUTOMATION EXPENSES *	MAINTENANCE AND CHILD SUPPORT EXPENSES *	COURT DOCUMENT STORAGE EXPENSES *	OPERATION & ADMIN. FUND EXPENSES	E-CITATION EXPENSES	OTHER OFFICE EXPENSES	TOTAL COST OF OPERATING EXPENSES
1st.....	Alexander	37,400	89,182	2	1	12,199	19,958	35,420	550	0	8,000	202,708
	Jackson	57,345	586,168	14	2	185,853	17,369	150,645	0	0	31,977	1,029,357
	Johnson	44,075	73,304	3	0	28,377	0	2,989	1,303	0	4,422	154,469
	Massac	42,410	130,550	4	0	82,233	909	77,879	6,198	0	3,691	343,870
	Pope	40,025	23,630	1	0	10,464	3,190	7,359	134	0	6,504	91,305
	Pulaski	46,575	103,613	4	0	8,762	0	17,726	0	0	24,093	200,769
	Saline	60,000	154,630	6	0	52,754	17,485	27,965	6,449	0	26,829	346,112
	Union	54,000	103,687	3	0	67,620	30,719	81,195	4,526	0	18,547	360,294
	Williamson	72,235	358,732	13	0	292,569	33,073	69,826	0	0	13,141	839,576
1st.....	Circuit Total	454,065	1,623,496	50	3	740,830	122,703	471,003	19,160	0	137,205	3,568,461
2nd.....	Crawford	52,270	124,830	5	1	12,732	6,845	0	0	0	14,149	210,824
	Edwards	34,100	24,188	1	1	7,865	12,484	6,519	11	0	6,533	91,700
	Franklin	57,395	162,898	11	1	47,107	3,480	172,313	5,505	0	26,319	475,018
	Gallatin	40,210	34,848	2	0	11,743	110	6,392	1,048	0	7,530	101,881
	Hamilton	31,838	40,096	1	1	7,644	6,017	42,411	1,084	0	8,487	137,576
	Hardin	24,826	16,591	1	0	8,580	978	3,602	280	0	3,643	58,499
	Jefferson	54,050	275,993	9	0	56,435	34,775	87,260	2,777	0	0	511,288
	Lawrence	36,538	74,228	3	0	53,489	24,454	2,230	13	0	10,701	201,653
	Richland	43,134	90,120	3	2	20,058	11,018	30,216	1,229	0	15,679	211,453
	Wabash	35,050	68,178	3	0	20,343	25,704	23,440	1,945	0	15,424	190,084
	Wayne	42,420	121,677	4	2	12,184	0	42,419	5,180	0	20,316	244,195
	White	43,031	97,629	4	0	15,022	704	3,125	3,216	0	8,022	170,749
	2nd.....	Circuit Total	494,861	1,131,275	47	8	273,201	126,567	419,926	22,286	0	136,804
3rd.....	Bond	52,800	134,434	5	2	78,122	10,000	66,109	11,172	17,960	22,905	393,503
	Madison	104,686	2,744,968	67	0	630,699	82,098	1,277,945	63,509	0	221,463	5,125,368
3rd.....	Circuit Total	157,486	2,879,402	72	2	708,821	92,098	1,344,054	74,681	17,960	244,368	5,518,871
4th.....	Christian	62,797	192,600	8	0	47,936	21,486	56,050	1,519	0	98,506	480,894
	Clay	50,230	64,624	3	1	16,912	16,499	34,533	884	0	11,887	195,569
	Clinton	59,475	167,755	6	0	16,187	19,739	22,252	208	0	18,160	303,775
	Effingham	57,862	221,342	12	1	124,760	15,276	66,132	3,450	0	6,911	495,732
	Fayette	54,837	125,845	6	0	55,099	11,760	131,010	5,794	0	10,539	394,885
	Jasper	49,000	53,289	2	0	20,594	0	1,913	0	0	7,448	132,244
	Marion	59,000	201,417	9	3	29,673	57,987	42,456	192	0	63,916	454,641
	Montgomery	58,676	185,031	8	0	54,975	18,546	59,596	10,664	0	8,564	396,051
	Shelby	56,430	142,439	4	0	29,045	5,758	1,670	152	0	11,126	246,620
4th.....	Circuit Total	508,306	1,354,342	58	5	395,181	167,052	415,613	22,861	0	237,057	3,100,412
5th.....	Clark	46,000	133,227	5	2	14,592	3,190	11,776	1,084	0	5,672	215,541
	Coles	62,000	233,125	12	0	31,261	32,044	62,875	5,145	0	35,942	462,392
	Cumberland	37,008	70,299	3	0	15,732	0	7,835	0	0	779	131,653
	Edgar	41,335	132,856	6	1	55,096	2,577	28,445	0	914	41,814	303,037
	Vermilion	62,810	449,179	23	2	145,227	62,992	67,568	11,408	0	39,354	838,539
5th.....	Circuit Total	249,153	1,018,686	49	5	261,909	100,803	178,498	17,637	914	123,561	1,951,161

* Includes expenditures paid from the County General Fund

**CIRCUIT CLERK
COST OF OPERATING BY COUNTY
DECEMBER 1, 2013 - NOVEMBER 30, 2014**

COST OF OPERATING CLERKS OFFICE												
CIRCUIT	COUNTY	CLERK'S SALARY	ALL OTHER PERSONNEL SALARIES	FULL TIME STAFF	PART TIME STAFF	AUTOMATION EXPENSES *	MAINTENANCE AND CHILD SUPPORT EXPENSES*	COURT DOCUMENT STORAGE EXPENSES *	OPERATION & ADMIN. FUND EXPENSES	E-CITATION EXPENSES	OTHER OFFICE EXPENSES	TOTAL COST OF OPERATING EXPENSES
6th.....	Champaign	96,998	1,061,598	37	2	328,221	49,640	181,306	170,869	0	40,052	1,928,684
	DeWitt	55,013	82,738	6	0	26,795	20,544	8,292	852	0	13,728	207,962
	Douglas	59,851	154,159	6	2	20,165	15,793	29,215	666	0	8,391	288,240
	Macon	79,901	770,232	35	1	330,096	14,958	241,735	7,627	5,093	295,223	1,744,865
	Moultrie	49,419	106,459	5	1	25,280	15,447	15,445	2,088	0	13,853	227,991
	Piatt	53,304	202,640	6	0	15,060	0	16,258	6,530	0	22,119	315,911
6th.....	Circuit Total	394,487	2,377,825	95	6	745,618	116,382	492,250	188,632	5,093	393,366	4,713,653
7th.....	Greene	53,538	87,117	3	0	7,086	0	3,605	1,182	0	7,769	160,296
	Jersey	53,414	137,301	5	0	14,332	0	39,342	5,798	0	60,544	310,731
	Macoupin	57,931	376,792	9	0	42,056	1,284	63,261	13,457	0	30,562	585,343
	Morgan	59,550	157,083	9	0	69,064	22,429	58,072	6,500	0	33,154	405,852
	Sangamon	96,892	1,685,736	58	16	471,731	106,472	473,127	57,105	0	867,066	3,758,129
	Scott	40,472	17,511	2	0	0	5,400	5,000	0	0	5,845	74,228
7th.....	Circuit Total	361,797	2,461,541	86	16	604,268	135,585	642,407	84,042	0	1,004,940	5,294,580
8th.....	Adams	57,350	228,321	13	0	60,757	20,351	180,000	1,921	0	58,023	606,724
	Brown	32,500	46,489	3	0	13,349	3,460	19,655	0	0	0	115,452
	Calhoun	32,760	26,018	1	1	8,032	278	2,759	350	0	3,439	73,637
	Cass	75,654	117,500	3	1	11,108	0	3,764	79	0	6,592	214,697
	Mason	63,500	90,040	4	0	57,030	31,355	0	0	0	12,313	254,238
	Menard	62,051	94,282	3	0	4,808	0	12,760	1,833	0	10,931	186,665
	Pike	46,761	133,729	8	0	18,091	0	36,056	0	0	12,949	247,587
	Schuyler	41,580	78,213	3	0	33,408	3,190	0	0	0	11,338	167,729
8th.....	Circuit Total	412,156	814,592	38	2	206,583	58,634	254,995	4,183	0	115,587	1,866,729
9th.....	Fulton	66,300	314,759	11	0	32,955	47,659	21,827	5,991	0	39,121	528,610
	Hancock	48,874	119,649	4	0	13,096	3,585	1,888	0	0	7,380	194,472
	Henderson	47,859	91,030	3	2	1,500	0	0	69	0	16,443	156,901
	Knox	61,981	398,510	18	0	117,529	30,261	114,598	3,390	0	16,119	742,389
	McDonough	50,664	312,775	12	0	45,483	18,838	39,923	0	0	66,087	533,770
	Warren	45,758	71,616	5	0	32,730	40,968	15,212	20	0	9,416	215,722
9th.....	Circuit Total	321,436	1,308,339	53	2	243,294	141,311	193,448	9,470	0	154,565	2,371,863
10th....	Marshall	48,875	100,898	3	1	4,437	9,011	11,023	1,917	0	10,840	187,001
	Peoria	91,028	1,523,750	47	0	345,381	120,496	122,553	0	0	403,100	2,606,308
	Putnam	45,153	52,733	2	0	9,014	621	5,002	805	0	13,738	127,066
	Stark	42,490	31,930	1	1	21,733	8,208	729	2,350	0	3,577	111,017
	Tazewell	75,789	824,743	34	2	150,734	172,668	137,907	0	2,785	0	1,364,626
10th....	Circuit Total	303,335	2,534,054	87	4	531,298	311,004	277,214	5,072	2,785	431,255	4,396,018
11th....	Ford	51,000	62,727	4	2	10,443	0	51,479	0	0	53,355	229,004
	Livingston	63,800	306,690	10	2	34,037	5,000	27,129	3,740	0	9,825	450,222
	Logan	56,500	346,175	10	4	39,002	14,000	32,093	8,515	0	36,161	532,447
	McLean	94,175	1,609,302	50	24	139,190	60,283	142,601	18,197	0	361,002	2,424,750
	Woodford	54,403	173,276	7	1	33,397	3,770	33,397	0	0	44,481	342,724
11th....	Circuit Total	319,878	2,498,170	81	33	256,069	83,053	286,700	30,452	0	504,824	3,979,146

*Includes expenditures paid from the County General Fund

**CIRCUIT CLERK
COST OF OPERATING BY COUNTY
DECEMBER 1, 2013 - NOVEMBER 30, 2014**

COST OF OPERATING CLERK'S OFFICE												
CIRCUIT	COUNTY	CLERK'S SALARY	ALL OTHER PERSONNEL SALARIES	FULL TIME STAFF	PART TIME STAFF	AUTOMATION EXPENSES *	MAINTENANCE AND CHILD SUPPORT EXPENSES*	COURT DOCUMENT STORAGE EXPENSES *	OPERATION & ADMIN. FUND EXPENSES	E-CITATION EXPENSES	OTHER OFFICE EXPENSES	TOTAL COST OF OPERATING EXPENSES
12th....	Will	93,115	4,307,802	158	0	1,590,070	194,298	1,095,667	238,775	200,095	3,146,643	10,866,464
12th....	Circuit Total	93,115	4,307,802	158	0	1,590,070	194,298	1,095,667	238,775	200,095	3,146,643	10,866,464
13th....	Bureau	56,145	124,117	9	0	44,962	23,942	46,071	0	0	9,892	305,129
	Grundy	76,696	139,702	8	0	70,983	21,305	45,068	13,185	0	4,357	371,296
	LaSalle	64,164	983,296	29	6	242,285	34,683	220,453	13,746	0	5,806	1,564,432
13th....	Circuit Total	197,005	1,247,115	46	6	358,230	79,930	311,592	26,931	0	20,055	2,240,857
14th....	Henry	65,092	202,230	13	3	91,163	29,245	56,818	2,979	0	151,960	599,487
	Mercer	52,161	65,562	3	0	19,560	1,939	15,231	977	0	6,626	162,055
	Rock Island	90,000	1,294,835	37	2	323,013	148,582	212,722	19,953	0	0	2,089,105
	Whiteside	70,650	142,365	11	2	142,268	16,953	171,385	5,826	0	33,726	583,173
14th....	Circuit Total	277,903	1,704,992	64	7	576,004	196,719	456,156	29,735	0	192,311	3,433,820
15th....	Carroll	50,000	74,093	4	0	13,227	6,613	7,308	0	0	21,584	172,825
	Jo Daviess	64,705	140,746	5	0	30,977	10,000	13,568	1,440	0	26,430	287,867
	Lee	59,307	318,929	11	4	84,542	26,822	55,654	2,601	0	31,641	579,496
	Ogle	68,500	475,879	12	0	69,282	7,500	36,796	2,645	0	24,648	685,250
	Stephenson	52,404	262,866	14	0	68,842	24,665	75,518	5,644	0	9,432	499,370
15th....	Circuit Total	294,916	1,272,513	46	4	266,869	75,600	188,844	12,329	0	113,735	2,224,808
16th....	Kane	90,655	3,087,797	111	2	471,841	89,403	547,895	276,544	107,976	2,258,238	6,930,349
16th....	Circuit Total	90,655	3,087,797	111	2	471,841	89,403	547,895	276,544	107,976	2,258,238	6,930,349
17th....	Boone	67,845	485,618	19	5	92,227	30,000	140,483	27,118	0	23,504	866,795
	Winnebago	85,233	2,655,554	79	3	609,922	83,831	624,671	0	0	1,033,163	5,092,375
17th....	Circuit Total	153,078	3,141,173	98	8	702,149	113,831	765,154	27,118	0	1,056,666	5,959,170
18th....	DuPage	155,531	7,352,511	174	3	2,487,279	624,065	2,081,158	915,802	221,817	722,406	14,560,568
18th....	Circuit Total	155,531	7,352,511	174	3	2,487,279	624,065	2,081,158	915,802	221,817	722,406	14,560,568
19th....	Lake	121,713	5,443,842	143	9	295,644	106,315	1,564,331	0	7,078	2,839,647	10,378,570
19th....	Circuit Total	121,713	5,443,842	143	9	295,644	106,315	1,564,331	0	7,078	2,839,647	10,378,570
20th....	Monroe	68,489	160,339	5	1	8,679	0	0	0	0	20,919	258,426
	Perry	54,000	140,444	4	0	32,970	12,000	5,665	1,433	0	42,761	289,273
	Randolph	61,066	201,930	5	1	40,000	42,513	43,396	444	0	21,396	410,744
	St. Clair	95,899	1,802,087	65	0	313,710	222,763	477,273	0	0	9,588	2,921,320
	Washington	52,400	85,000	3	0	12,931	3,480	33,567	3,681	0	7,396	198,455
20th....	Circuit Total	331,853	2,389,799	82	2	408,289	280,756	559,901	5,558	0	102,061	4,078,217
21st....	Iroquois	52,000	166,872	7	0	18,070	15,437	35,580	3,266	0	0	291,224
	Kankakee	74,381	679,465	35	0	252,208	40,535	373,243	30,285	0	35,722	1,485,839
21st....	Circuit Total	126,381	846,336	42	0	270,278	55,972	408,823	33,551	0	35,722	1,777,064
22nd....	McHenry	104,750	1,659,175	63	1	408,510	179,942	375,965	77,710	42,564	53,666	2,902,282
22nd....	Circuit Total	104,750	1,659,175	63	1	408,510	179,942	375,965	77,710	42,564	53,666	2,902,282
23rd....	DeKalb	96,929	844,378	27	10	216,117	22,390	175,885	7,271	0	495,936	1,858,905
	Kendall	85,772	481,804	25	5	187,225	62,407	217,573	14,243	0	29,470	1,078,495
23rd....	Circuit Total	182,702	1,326,182	52	15	403,341	84,797	393,458	21,514	0	525,406	2,937,400
	Downstate Total	6,106,561	53,780,958	1,795	143	13,205,575	3,536,819	13,725,053	2,144,044	606,283	14,550,089	107,655,381
Cook	Cook County	105,000	70,380,557	1,506	0	10,855,292	0	9,295,687	781,530	0	3,517,859	94,935,925
	State Total	6,211,561	124,161,515	3,301	143	24,060,867	3,536,819	23,020,740	2,925,574	606,283	18,067,948	202,591,306

*Includes expenditures paid from the County General Fund

**CIRCUIT CLERK
DISBURSEMENT OF FUNDS BY COUNTY
DECEMBER 1, 2013 - NOVEMBER 30, 2014**

CIRCUIT	COUNTY	MAINTENANCE AND CHILD SUPPORT PAYMENTS	FINES, PENALTIES, ASSESSMENTS AND FORFEITURES MUNICIPALITIES (CITIES, VILLAGES, TOWNS & PARK DISTRICTS)				
			ALL EXCEPT DRUG FINES	DRUG FINES	CRIME LAB & CRIME LAB DUI	OTHER	TOTAL MUNICIPALITIES*
			1st.....	Alexander	813,344	215,958	0
	Jackson	4,451,197	453,616	3,444	0	79,350	536,410
	Johnson	992,471	19,580	256	0	2,092	21,928
	Massac	1,774,295	62,153	0	0	6,433	68,586
	Pope	256,392	2,025	0	0	20	2,045
	Pulaski	537,516	728,585	0	0	0	728,585
	Saline	2,862,282	63,479	0	0	13,764	77,243
	Union	1,493,534	37,743	0	0	7,558	45,301
	Williamson	8,254,306	337,163	1,313	0	26,132	371,990
1st.....	Circuit Total	21,435,337	1,920,303	5,014	0	135,350	2,068,267
2nd.....	Crawford	2,398,084	80,954	0	0	19,565	100,719
	Edwards	747,046	15,858	0	0	2,544	18,805
	Franklin	4,334,907	141,414	0	0	7,587	149,152
	Gallatin	610,397	8,738	0	0	1,219	9,957
	Hamilton	1,476,733	9,749	150	0	5,870	17,722
	Hardin	326,699	8,218	0	0	938	10,756
	Jefferson	4,752,768	212,945	2,100	174	0	215,220
	Lawrence	1,458,802	48,091	131	3,303	3,423	54,948
	Richland	2,045,486	65,687	0	285	17,545	83,516
	Wabash	1,578,734	69,526	0	5,732	2,857	78,115
	Wayne	1,854,679	14,056	0	0	1,425	15,481
	White	2,109,928	38,420	468	0	7,322	46,210
2nd.....	Circuit Total	23,694,262	713,656	2,849	9,495	70,295	800,601
3rd.....	Bond	1,369,371	46,247	0	0	4,009	50,256
	Madison	27,991,141	589,152	13,876	0	340,292	956,335
3rd.....	Circuit Total	29,360,512	635,399	13,876	0	344,301	1,006,591
4th.....	Christian	4,406,703	132,138	0	9,560	6,687	148,385
	Clay	1,630,726	31,454	0	0	8,671	43,057
	Clinton	2,643,928	178,039	6,075	0	16,723	200,837
	Effingham	3,277,707	91,401	0	0	8,505	99,906
	Fayette	2,091,779	139,714	2,065	795	13,722	156,560
	Jasper	721,053	15,273	0	0	4,590	19,863
	Marion	4,831,886	163,577	849	0	34,142	198,568
	Montgomery	2,732,549	192,172	0	0	0	193,185
	Shelby	2,336,779	53,151	0	4,150	1,456	58,758
4th.....	Circuit Total	24,673,110	996,919	8,989	14,505	94,495	1,119,119
5th.....	Clark	1,497,989	48,600	0	0	6,375	54,975
	Coles	4,572,896	294,395	4,571	37,408	35,390	449,481
	Cumberland	1,233,911	46,745	0	0	5,108	53,648
	Edgar	1,824,473	68,296	982	6,822	980	77,080
	Vermilion	10,219,904	242,844	0	0	72,078	315,047
5th.....	Circuit Total	19,349,173	700,880	5,553	44,230	119,931	950,231

*Includes Drug Task Force

**CIRCUIT CLERK
DISBURSEMENT OF FUNDS BY COUNTY
DECEMBER 1, 2013 - NOVEMBER 30, 2014**

CIRCUIT	COUNTY	MAINTENANCE AND CHILD SUPPORT PAYMENTS	FINES, PENALTIES, ASSESSMENTS AND FORFEITURES					TOTAL MUNICIPALITIES*
			MUNICIPALITIES (CITIES, VILLAGES, TOWNS & PARK DISTRICTS)					
			ALL EXCEPT DRUG FINES	DRUG FINES	CRIME LAB & CRIME LAB DUI	OTHER		
6th.....	Champaign	16,009,583	845,096	33,321	0	99,498	977,915	
	DeWitt	1,946,799	60,738	0	8,244	316	69,298	
	Douglas	1,817,082	75,514	555	0	2,738	81,924	
	Macon	17,578,487	361,485	14,428	8,129	123,999	508,435	
	Moultrie	1,868,661	27,677	22	0	6,122	33,821	
	Piatt	1,808,177	25,959	0	3,689	563	30,211	
6th.....	Circuit Total	41,028,790	1,396,469	48,326	20,062	233,235	1,701,604	
7th.....	Greene	1,491,963	51,015	265	0	5,479	56,760	
	Jersey	2,024,686	72,976	0	0	13,873	86,849	
	Macoupin	4,426,156	129,870	0	11,506	14,330	155,809	
	Morgan	4,492,412	89,002	695	0	19,282	108,979	
	Sangamon	26,153,997	714,938	3,676	4,556	228,622	951,793	
	Scott	484,878	5,450	0	0	188	7,638	
7th.....	Circuit Total	39,074,092	1,063,250	4,636	16,062	281,776	1,367,827	
8th.....	Adams	9,112,990	509,211	1,713	13,368	49,152	577,331	
	Brown	875,923	28,808	0	0	1,250	30,058	
	Calhoun	289,683	7,281	0	0	120	7,401	
	Cass	1,734,549	60,658	0	7,173	2,980	70,811	
	Mason	1,730,878	82,405	1,506	3,319	5,730	92,960	
	Menard	1,616,229	33,576	435	0	6,007	40,018	
	Pike	1,890,608	19,305	0	892	1,621	21,819	
	Schuyler	901,118	38,804	6	0	4,960	44,578	
8th.....	Circuit Total	18,151,977	780,050	3,659	24,752	71,820	884,976	
9th.....	Fulton	5,400,715	130,712	349	7,554	7,519	146,350	
	Hancock	2,125,056	44,797	1,818	0	0	46,615	
	Henderson	1,022,783	12,848	0	0	0	12,848	
	Knox	8,402,881	264,763	11,778	0	7,352	283,893	
	McDonough	3,540,511	400,664	3,493	0	37,889	442,125	
	Warren	2,591,720	78,884	2,875	410	30,107	112,275	
9th.....	Circuit Total	23,083,666	932,668	20,312	7,964	82,866	1,044,107	
10th.....	Marshall	1,407,881	35,279	642	0	3,533	39,453	
	Peoria	23,605,091	715,231	0	82,162	43,807	841,199	
	Putnam	647,663	14,424	455	0	940	133,249	
	Stark	625,919	5,303	0	0	550	5,853	
	Tazewell	18,792,521	1,242,246	7,553	0	0	1,257,774	
10th.....	Circuit Total	45,079,075	2,012,483	8,649	82,162	48,829	2,277,529	
11th.....	Ford	1,182,380	54,097	18	0	7,311	61,596	
	Livingston	5,223,272	212,210	147	14,682	12,307	239,346	
	Logan	3,362,256	88,030	1,256	0	18,300	107,585	
	McLean	22,508,224	1,052,138	20,724	0	145,784	1,241,875	
	Woodford	4,141,447	125,782	2,476	0	12,347	140,605	
11th.....	Circuit Total	36,417,579	1,532,257	24,621	14,682	196,048	1,791,007	

*Includes Drug Task Force

**CIRCUIT CLERK
DISBURSEMENT OF FUNDS BY COUNTY
DECEMBER 1, 2013 - NOVEMBER 30, 2014**

CIRCUIT	COUNTY	MAINTENANCE AND CHILD SUPPORT PAYMENTS	FINES, PENALTIES, ASSESSMENTS AND FORFEITURES MUNICIPALITIES (CITIES, VILLAGES, TOWNS & PARK DISTRICTS)					TOTAL MUNICIPALITIES*
			ALL EXCEPT DRUG FINES	DRUG FINES	CRIME LAB & CRIME LAB DUI	OTHER		
12th.....	Will	78,866,061	3,586,086	93,511	0	0	3,721,971	
12th.....	Circuit Total	78,866,061	3,586,086	93,511	0	0	3,721,971	
13th.....	Bureau	4,375,813	57,110	0	0	26,194	83,554	
	Grundy	6,877,389	151,053	2,905	5,616	18,512	181,016	
	LaSalle	14,124,266	399,232	100,194	0	89,543	596,706	
13th.....	Circuit Total	25,377,468	607,395	103,099	5,616	134,249	861,276	
14th.....	Henry	6,762,111	209,706	5,279	1,721	27,547	245,331	
	Mercer	1,684,887	23,153	0	0	10,712	33,865	
	Rock Island	20,825,280	893,634	29,661	97,475	45,743	1,066,512	
	Whiteside	9,173,407	235,464	3,263	0	34,490	283,528	
14th.....	Circuit Total	38,445,685	1,361,957	38,202	99,196	118,492	1,629,236	
15th.....	Carroll	1,345,525	72,918	1,390	8,626	2,774	85,708	
	Jo Daviess	1,162,701	97,916	350	0	12,612	110,878	
	Lee	4,181,399	169,834	1,966	0	22,112	193,914	
	Ogle	5,899,330	230,494	2,107	0	26,847	262,613	
	Stephenson	4,710,715	248,245	4,767	16,098	31,377	310,517	
15th.....	Circuit Total	17,299,670	819,407	10,581	24,724	95,721	963,631	
16th.....	Kane	52,794,098	1,888,326	52,836	115,689	375,413	2,456,062	
16th.....	Circuit Total	52,794,098	1,888,326	52,836	115,689	375,413	2,456,062	
17th.....	Boone	5,491,484	449,506	2,846	0	55,464	507,815	
	Winnebago	30,401,539	1,764,051	20,360	0	20,272	1,812,108	
17th.....	Circuit Total	35,893,023	2,213,557	23,206	0	75,736	2,319,924	
18th.....	DuPage	89,892,066	9,916,456	0	0	0	9,930,412	
18th.....	Circuit Total	89,892,066	9,916,456	0	0	0	9,930,412	
19th.....	Lake	49,030,962	7,240,472	8,910	0	0	7,264,365	
19th.....	Circuit Total	49,030,962	7,240,472	8,910	0	0	7,264,365	
20th.....	Monroe	3,022,460	151,261	0	6,835	16,968	175,063	
	Perry	2,754,627	66,165	0	0	32,135	98,350	
	Randolph	4,287,347	124,923	2,627	0	13,562	141,112	
	St. Clair	30,904,966	746,903	2,267	0	460,632	1,211,015	
	Washington	1,296,778	24,449	249	0	8,065	32,838	
20th.....	Circuit Total	42,266,179	1,113,701	5,143	6,835	531,361	1,658,378	
21st.....	Iroquois	2,217,904	30,945	345	0	4,116	35,406	
	Kankakee	11,769,814	481,617	25	0	74,231	555,873	
21st.....	Circuit Total	13,987,718	512,562	370	0	78,347	591,279	
22nd.....	McHenry	33,006,508	2,686,442	22,101	0	296,139	3,008,930	
22nd.....	Circuit Total	33,006,508	2,686,442	22,101	0	296,139	3,008,930	
23rd.....	DeKalb	10,140,488	534,346	5,001	9,596	0	549,003	
	Kendall	12,743,737	187,480	11,808	0	69,724	281,960	
23rd.....	Circuit Total	22,884,224	721,826	16,809	9,596	69,724	830,962	
	Downstate Total	821,091,233	45,352,521	521,249	495,570	3,454,131	50,248,283	
Cook	Cook County	344,751,076	10,815,679	87,378	0	3,056,353	13,959,410	
	State Total	1,165,842,309	56,168,200	608,627	495,570	6,510,484	64,207,693	

*Includes Drug Task Force

**CIRCUIT CLERK
DISBURSEMENT OF FUNDS BY COUNTY
DECEMBER 1, 2013 - NOVEMBER 30, 2014**

CIRCUIT	COUNTY	FINES, PENALTIES, ASSESSMENTS AND FORFEITURES (CONTINUED)							
		TOWNSHIPS	COUNTY						
		TOTAL TOWNSHIPS *	CRIMINAL CASES	TRAFFIC CASES	DRUG FINES	CRIME LAB	CRIME LAB DUI	OTHER **	TOTAL COUNTY
1st.....	Alexander	0	41,504	70,585	0	2,060	1,669	0	115,818
	Jackson	150	132,798	102,443	9,539	0	0	323,433	568,213
	Johnson	150	42,161	136,852	16	0	0	73,897	252,926
	Massac	0	71,797	131,252	0	0	0	99,764	302,813
	Pope	6,048	24,969	31,857	78	0	0	11,475	68,379
	Pulaski	0	16,683	428,248	0	1,809	1,331	678,197	1,126,268
	Saline	0	258,547	74,311	2,785	0	0	49,745	385,389
	Union	0	122,230	129,627	0	0	0	6,048	257,905
	Williamson	0	114,969	367,728	12,951	0	0	154,464	650,113
1st.....	Circuit Total	6,348	825,659	1,472,903	25,369	3,869	3,000	1,397,024	3,727,824
2nd.....	Crawford	0	68,681	46,790	0	0	0	52,067	167,538
	Edwards	0	22,324	31,693	0	0	0	17,327	71,345
	Franklin	330	307,588	178,507	173	0	0	49,764	536,032
	Gallatin	0	63,996	41,865	60	0	0	12,774	118,694
	Hamilton	0	37,545	46,722	770	0	0	9,326	94,363
	Hardin	0	34,293	18,591	1,132	0	0	8,908	62,923
	Jefferson	9,388	175,011	110,877	1,200	0	0	0	287,088
	Lawrence	0	70,040	57,539	0	5,639	0	22,698	155,916
	Richland	0	71,952	20,260	0	4,792	0	33,564	130,568
	Wabash	0	64,457	32,705	0	0	1,753	27,261	126,176
	Wayne	0	18,731	101,064	438	0	0	42,802	163,035
	White	0	67,515	124,326	1,527	0	0	39,547	232,915
2nd.....	Circuit Total	9,718	1,002,132	810,939	5,299	10,431	1,753	316,039	2,146,594
3rd.....	Bond	200	57,269	442,493	0	125	200	190,333	690,421
	Madison	4,647	71,691	267,199	26,060	0	0	731,539	1,096,489
3rd.....	Circuit Total	4,847	128,960	709,692	26,060	125	200	921,872	1,786,910
4th.....	Christian	345	66,172	100,708	2,545	11,747	6,236	69,463	256,871
	Clay	845	54,105	32,139	365	4,116	0	16,768	107,494
	Clinton	250	139,041	84,387	5,520	5,452	0	42,417	276,816
	Effingham	0	143,067	357,722	0	32,422	9,811	127,240	670,263
	Fayette	0	146,986	68,151	2,065	3,173	795	169,101	390,272
	Jasper	0	20,934	27,024	0	0	0	19,338	67,296
	Marion	0	118,669	166,541	3,528	0	0	98,282	387,020
	Montgomery	28,806	167,268	263,401	0	0	0	1,324	431,994
	Shelby	0	93,495	78,557	72	0	0	28,997	201,121
4th.....	Circuit Total	30,246	949,738	1,178,632	14,094	56,910	16,842	572,931	2,789,147
5th.....	Clark	0	63,905	64,373	425	0	0	37,695	166,398
	Coles	225	235,623	230,593	29,120	1,350	18,709	90,018	605,413
	Cumberland	0	72,283	55,519	0	0	0	23,871	151,673
	Edgar	3,878	86,957	50,466	3,297	0	0	12,484	153,203
	Vermilion	1,854	54,847	64,408	0	0	0	9,774	129,029
5th.....	Circuit Total	5,957	513,615	465,359	32,842	1,350	18,709	173,842	1,205,716

* Includes Drug Fines

** Includes Percentage Distribution to County General Corporate Fund & Boating Fines paid to County

**CIRCUIT CLERK
DISBURSEMENT OF FUNDS BY COUNTY
DECEMBER 1, 2013 - NOVEMBER 30, 2014**

CIRCUIT	COUNTY	FINES, PENALTIES, ASSESSMENTS AND FORFEITURES (CONTINUED)							
		TOWNSHIPS	COUNTY						
		TOTAL TOWNSHIPS *	CRIMINAL CASES	TRAFFIC CASES	DRUG FINES	CRIME LAB	CRIME LAB DUI	OTHER **	TOTAL COUNTY
6th.....	Champaign	33,103	336,122	604,036	51,448	0	0	345,266	1,336,872
	DeWitt	0	78,330	100,496	3,232	1,457	0	53,212	236,727
	Douglas	200	10,987	117,861	4,409	0	0	68,819	202,076
	Macon	4,703	83,601	85,101	25,775	970	0	276,817	472,264
	Moultrie	580	45,849	114,242	348	0	0	42,219	202,658
	Piatt	0	27,172	97,388	1,063	2,838	3,363	72,854	204,678
6th.....	Circuit Total	38,586	582,061	1,119,124	86,275	5,265	3,363	859,186	2,655,274
7th.....	Greene	0	25,681	20,284	11,245	0	0	57,617	114,828
	Jersey	0	67,980	97,582	0	0	0	7,051	172,612
	Macoupin	400	134,829	166,391	0	0	4,583	57,571	363,374
	Morgan	0	124,198	70,593	2,609	0	0	149,059	346,458
	Sangamon	16,396	21,044	490,762	12,688	0	10,080	246,738	781,311
	Scott	0	20,699	70,502	1,200	0	0	52,764	145,166
7th.....	Circuit Total	16,796	394,431	916,113	27,742	0	14,663	570,800	1,923,749
8th.....	Adams	1,751	197,819	209,609	3,418	705	0	105,670	517,220
	Brown	0	16,645	48,614	600	0	0	30,632	96,491
	Calhoun	0	55,846	36,212	0	0	0	13,621	105,678
	Cass	0	63,061	65,043	0	0	0	25,326	153,430
	Mason	0	74,681	72,527	0	100	0	13,969	161,277
	Menard	0	40,613	48,531	1,079	0	0	20,054	110,277
	Pike	0	147,806	200,903	18,191	29,553	0	66,183	462,636
	Schuyler	119	34,413	100,470	614	0	0	52,410	187,907
8th.....	Circuit Total	1,870	630,882	781,908	23,902	30,358	0	327,865	1,794,915
9th.....	Fulton	0	188,863	5,400	2,663	0	0	388,411	585,337
	Hancock	0	39,199	60,293	4,046	97	18	285	103,937
	Henderson	0	17,687	63,471	1,255	0	0	76,089	158,502
	Knox	0	110,395	145,247	92	0	0	94,107	349,841
	McDonough	14,396	231,663	99,177	6,790	0	0	136,059	473,690
	Warren	0	54,038	88,780	2,343	650	0	31,450	177,261
9th.....	Circuit Total	14,396	641,846	462,368	17,188	747	18	726,400	1,848,568
10th.....	Marshall	0	28,588	47,553	4,505	0	0	70,996	151,642
	Peoria	5,585	359,534	304,361	0	0	25,182	883,992	1,573,069
	Putnam	0	24,195	28,421	93,842	0	0	25,139	171,597
	Stark	0	19,353	44,360	210	0	0	21,003	84,926
	Tazewell	0	144,048	599,391	12,416	0	0	16,802	772,657
10th.....	Circuit Total	5,585	575,718	1,024,087	110,973	0	25,182	1,017,932	2,753,891
11th.....	Ford	5,397	40,766	70,566	0	0	0	5,216	116,548
	Livingston	24,506	201,425	253,184	859	0	0	82,600	538,069
	Logan	3,166	77,718	188,902	4,297	0	0	226,674	497,591
	McLean	7,136	383,680	419,198	46,828	0	0	574,243	1,423,949
	Woodford	0	143,277	146,953	1,391	0	0	67,726	359,347
11th.....	Circuit Total	40,205	846,867	1,078,803	53,375	0	0	956,460	2,935,504

* Includes Drug Fines

** Includes Percentage Distribution to County General Corporate Fund & Boating Fines paid to County

**CIRCUIT CLERK
DISBURSEMENT OF FUNDS BY COUNTY
DECEMBER 1, 2013 - NOVEMBER 30, 2014**

CIRCUIT	COUNTY	FINES, PENALTIES, ASSESSMENTS AND FORFEITURES (CONTINUED)							
		TOWNSHIPS	COUNTY						
		TOTAL TOWNSHIPS *	CRIMINAL CASES	TRAFFIC CASES	DRUG FINES	CRIME LAB	CRIME LAB DUI	OTHER **	TOTAL COUNTY
12th.....	Will	66,287	247,564	1,146,261	209,564	0	0	2,009,980	3,613,369
12th.....	Circuit Total	66,287	247,564	1,146,261	209,564	0	0	2,009,980	3,613,369
13th.....	Bureau	0	30,478	63,097	15,807	0	0	62,997	172,379
	Grundy	0	83,361	290,085	33,813	0	6,992	158,491	572,742
	LaSalle	5,091	267,963	212,693	3,299	0	0	582,946	1,066,901
13th.....	Circuit Total	5,091	381,802	565,875	52,919	0	6,992	804,434	1,812,022
14th.....	Henry	1,516	349,260	255,752	58,372	2,358	140	150,583	816,466
	Mercer	0	97,737	76,617	765	700	0	39,423	215,241
	Rock Island	1,572	145,802	415,236	16,672	961	24,276	294,912	897,859
	Whiteside	4,884	147,530	294,385	18,356	0	0	129,523	589,793
14th.....	Circuit Total	7,972	740,329	1,041,990	94,165	4,019	24,416	614,441	2,519,360
15th.....	Carroll	575	23,884	52,198	1,071	0	2,521	48,708	128,382
	Jo Daviess	3,667	27,203	100,776	1,070	0	0	83,185	212,234
	Lee	1,962	52,698	239,585	487	0	0	106,155	398,925
	Ogle	0	108,631	440,024	4,820	0	0	207,186	760,661
	Stephenson	4,530	214,940	160,863	5,983	0	8,524	102,328	492,638
15th.....	Circuit Total	10,733	427,355	993,447	13,431	0	11,045	547,561	1,992,840
16th.....	Kane	4,532	506,535	417,439	91,272	0	0	1,970,770	2,986,015
16th.....	Circuit Total	4,532	506,535	417,439	91,272	0	0	1,970,770	2,986,015
17th.....	Boone	92,164	270,551	899,697	1,103	0	0	244,382	1,415,734
	Winnebago	18,528	474,802	767,952	21,968	0	0	1,866,596	3,131,317
17th.....	Circuit Total	110,692	745,353	1,667,649	23,071	0	0	2,110,979	4,547,051
18th.....	DuPage	162,101	660,913	991,370	13,877	72,964	0	7,309,070	9,048,195
18th.....	Circuit Total	162,101	660,913	991,370	13,877	72,964	0	7,309,070	9,048,195
19th.....	Lake	1,505	258,465	1,591,411	19,199	46,164	1,372	2,127,483	4,044,094
19th.....	Circuit Total	1,505	258,465	1,591,411	19,199	46,164	1,372	2,127,483	4,044,094
20th.....	Monroe	4,219	39,810	45,835	0	0	1,700	33,686	121,031
	Perry	50	87,235	54,939	1,310	0	0	905	144,389
	Randolph	0	64,675	86,985	19,896	0	0	3,897	175,454
	St. Clair	6,079	75,038	381,654	12,382	1,295	0	1,051,645	1,522,013
	Washington	0	24,406	69,097	3,175	0	0	38,912	135,590
20th.....	Circuit Total	10,348	291,164	638,511	36,762	1,295	1,700	1,129,044	2,098,477
21st.....	Iroquois	0	59,416	226,030	546	0	0	2,086	288,078
	Kankakee	4,135	33,592	343,016	6,934	0	0	622,059	1,005,601
21st.....	Circuit Total	4,135	93,008	569,046	7,480	0	0	624,145	1,293,679
22nd.....	McHenry	34,618	435,201	325,819	95,851	1,734	0	190,721	1,049,327
22nd.....	Circuit Total	34,618	435,201	325,819	95,851	1,734	0	190,721	1,049,327
23rd.....	DeKalb	8,965	293,406	368,142	12,123	0	0	739,771	1,413,441
	Kendall	30,798	227,349	167,351	26,997	0	0	369,533	791,231
23rd.....	Circuit Total	39,763	520,755	535,493	39,121	0	0	1,109,304	2,204,672
	Downstate Total	632,330	12,400,356	20,504,238	1,119,831	235,233	129,255	28,388,282	62,777,194
Cook	Cook County	447,365	3,255,493	13,742,711	0	0	0	0	16,998,204
	State Total	1,079,695	15,655,849	34,246,949	1,119,831	235,233	129,255	28,388,282	79,775,398

* Includes Drug Fines

** Includes Percentage Distribution to County General Corporate Fund & Boating Fines paid to County

**CIRCUIT CLERK
DISBURSEMENT OF FUNDS BY COUNTY
DECEMBER 1, 2013 - NOVEMBER 30, 2014**

		FINES, PENALTIES, ASSESSMENTS AND FORFEITURES (CONTINUED)									
		STATE									
CIRCUIT	COUNTY	TOTAL		LUMP	DRUG		STATE	VIOLENT	TRAFFIC &	DRIVERS	DOMESTIC
		DNR FUNDS	ROAD FUND	SUM	TRAFFIC	CRIME	POLICE	CRIME	CRIMINAL	EDUCATION	VIOL. SHEL.
				SURCHARGE	PREVENTION	LAB	DUI FUND	VICTIMS ASST	CONVICTION	FUND	& SERV. FND.
1st.....	Alexander	2,218	23,145	0	0	0	0	31,586	36,501	23,615	0
	Jackson	7,393	0	76,569	65	294	7,429	767	4,155	10,591	5,713
	Johnson	4,884	7,093	25,494	0	485	4,186	15,488	448	4,736	565
	Massac	2,014	13,200	42,004	0	1,187	300	14,895	960	9,702	3,736
	Pope	9,532	67	15,057	0	285	0	2,103	79	2,734	9
	Pulaski	3,516	1,606	38,446	0	0	186	10,697	358	1,456	766
	Saline	30	6,409	57,943	0	1,025	2,885	9,348	2,472	21,328	1,000
	Union	8,200	7,810	68,965	0	2,380	3,405	12,023	777	11,244	3,240
	Williamson	11,412	328,529	268,741	45	7,476	5,145	41,062	28	23,178	4,216
1st.....	Circuit Total	49,199	387,858	593,219	110	13,132	23,536	137,968	45,779	108,584	19,245
2nd.....	Crawford	1,592	0	72,641	0	2,069	0	32,016	719	12,223	0
	Edwards	671	100	15,562	0	150	350	6,341	153	2,842	840
	Franklin	8,720	0	126,733	38	2,123	4,889	76,056	13,361	13,747	3,887
	Gallatin	955	9,370	24,014	0	1,413	2,965	9,481	4	2,123	0
	Hamilton	3,811	799	21,737	0	550	150	10,171	0	2,612	1,458
	Hardin	5,204	3,770	12,657	0	251	441	2,259	724	1,633	0
	Jefferson	1,109	0	8,100	0	2,599	46,271	39,543	134	11,042	30
	Lawrence	2,407	0	62,575	0	0	736	30,256	2,331	4,847	569
	Richland	633	770	41,916	0	5,077	2,014	37,631	88	6,520	0
	Wabash	441	0	37,739	0	1,339	0	19,606	32	6,168	0
	Wayne	4,762	4,912	30,577	0	703	3,408	5,977	12	4,157	0
	White	4,527	22,772	75,075	544	4,620	4,656	37,658	24	11,091	506
2nd.....	Circuit Total	34,832	42,493	529,327	582	20,894	65,879	306,993	17,581	79,004	7,289
3rd.....	Bond	1,179	0	146,138	0	0	0	13,259	0	25,535	108
	Madison	4,170	212,790	18,756	0	6,454	7,684	6,016	184,119	6,102	0
3rd.....	Circuit Total	5,349	212,790	164,894	0	6,454	7,684	19,275	184,119	31,637	108
4th.....	Christian	7,780	3,948	61,079	1,909	3,157	980	36,437	903	11,234	714
	Clay	1,304	1,280	37,552	414	0	0	22,246	16	6,376	2,064
	Clinton	11,012	920	103,263	150	770	140	13,017	642	20,573	4,539
	Effingham	1,083	0	146,269	892	6,413	17,357	53,326	12	29,905	3,530
	Fayette	6,586	161,500	154,551	135	3,173	795	13,710	0	8,013	5,232
	Jasper	2,607	650	15,392	0	571	1,146	1,914	27	1,935	1,516
	Marion	9,537	702	119,995	176	1,571	16,517	84,429	707	16,381	4,260
	Montgomery	8,042	23,670	170,450	2,016	6,002	62,859	57,563	84	31,522	5
	Shelby	10,992	1,180	48,710	300	194	841	28,855	235	5,202	4,155
4th.....	Circuit Total	58,943	193,850	857,261	5,992	21,851	100,636	311,497	2,626	131,140	26,014
5th.....	Clark	4,605	191,164	142,752	480	2,003	1,425	21,088	392	8,986	2,527
	Coles	8,035	2,320	158,092	1,418	1,295	2,169	89,695	0	18,513	110
	Cumberland	1,500	0	35,632	0	377	2,750	9,327	0	5,723	865
	Edgar	1,194	50	44,114	575	1,374	21,760	19,616	12	9,347	2,421
	Vermilion	4,000	6,082	123,051	0	21,379	80,334	58,791	32	24,001	575
5th.....	Circuit Total	19,334	199,615	503,642	2,473	26,428	108,438	198,517	436	66,570	6,498

**CIRCUIT CLERK
DISBURSEMENT OF FUNDS BY COUNTY
DECEMBER 1, 2013 - NOVEMBER 30, 2014**

		FINES, PENALTIES, ASSESSMENTS AND FORFEITURES (CONTINUED)									
		STATE									
CIRCUIT	COUNTY	TOTAL		LUMP	DRUG		STATE	VIOLENT	TRAFFIC &	DRIVERS	DOMESTIC
		DNR FUNDS	ROAD FUND	SURCHARGE	TRAFFIC PREVENTION	CRIME LAB	POLICE DUI FUND	CRIME VICTIMS ASST	CRIMINAL CONVICTION	EDUCATION FUND	VIOL. SHELT. & SERV. FND.
6th.....	Champaign	2,463	10,006	472,633	316	28,649	36,736	142,965	11,143	101,772	10,521
	DeWitt	21,724	2,730	52,037	75	0	0	10,458	36	11,283	92
	Douglas	1,828	14,524	46,470	2,134	4,550	2,254	28,312	24	15,568	943
	Macon	1,784	48,836	175,502	0	5,442	4,960	128,205	5,405	35,460	12,316
	Moultrie	6,885	792	26,727	93	322	400	13,903	12	5,556	1,066
	Piatt	342	125	26,683	0	0	800	16,160	4	10,882	800
6th.....	Circuit Total	35,027	77,013	800,052	2,619	38,963	45,150	340,003	16,624	180,521	25,737
7th.....	Greene	3,952	7,658	7,768	3,750	1,389	752	2,431	458	2,039	0
	Jersey	16,989	1,985	77,205	0	140	4,605	16,553	519	3,742	157
	Macoupin	3,134	33,968	97,398	0	4,676	7,868	34,501	3,280	17,930	0
	Morgan	2,463	2,344	51,908	432	5,120	857	19,112	904	6,415	1,919
	Sangamon	4,883	282,636	45,673	730	558	61,839	236,398	354,642	107,130	8,606
	Scott	772	2,920	9,091	725	1,213	1,010	2,693	0	2,045	0
7th.....	Circuit Total	32,192	331,511	289,043	5,637	13,095	76,931	311,688	359,803	139,302	10,682
8th.....	Adams	6,734	18,481	174,733	574	10,309	18,333	152,548	994	43,804	7,923
	Brown	2,789	330	18,301	325	550	608	8,864	4	1,706	0
	Calhoun	3,314	590	22,424	198	400	150	8,871	4	2,217	558
	Cass	3,295	6,092	73,667	558	2,988	745	37,007	12	13,166	3,113
	Mason	1,570	8,740	52,770	646	2,679	200	25,198	28	7,957	4,768
	Menard	928	0	41,387	100	1,550	0	14,189	0	6,240	1,665
	Pike	4,963	32,152	86,929	1,676	4,200	6,352	45,120	4,438	11,787	3,309
	Schuyler	1,977	5,961	30,004	50	1,337	418	11,259	8	6,788	692
8th.....	Circuit Total	25,570	72,346	500,215	4,127	24,013	26,806	303,057	5,489	93,665	22,028
9th.....	Fulton	3,398	20,350	3,740	0	4,867	1,792	27,561	37,182	3,796	7,106
	Hancock	2,677	17,612	24,870	100	742	80	18,705	5,137	7,228	2,119
	Henderson	350	18,225	9,821	371	1,112	15,973	2,096	4	1,826	1,035
	Knox	915	13,607	98,876	1,250	7,905	13,206	43,352	0	15,174	6,875
	McDonough	1,067	28,659	233,916	177	9,623	12,666	97,542	24	14,395	10,547
	Warren	741	20,265	45,341	2,276	3,146	2,028	2,809	44	4,984	2,894
9th.....	Circuit Total	9,147	118,718	416,564	4,174	27,394	45,745	192,065	42,391	47,404	30,576
10th.....	Marshall	690	810	7,172	300	850	0	5,534	149	49	1,544
	Peoria	6,411	29,234	100,631	1,492	12,385	42,799	64,656	16,816	22,800	12,185
	Putnam	4,781	5,450	70,737	2,675	8,600	0	15,214	462	3,049	0
	Stark	70	0	14,441	0	325	100	7,899	0	2,714	793
	Tazewell	4,206	21,675	500,071	477	11,829	450	247,678	4,594	99,586	12,182
10th.....	Circuit Total	16,159	57,169	693,052	4,944	33,989	43,349	340,981	22,020	128,198	26,705
11th.....	Ford	0	1,938	36,062	756	0	700	14,913	244	7,306	109
	Livingston	3,102	18,551	139,154	322	11,278	5,045	51,781	56	20,788	5,053
	Logan	646	167	30,780	495	3,008	3,131	25,277	506	8,929	4,991
	McLean	1,970	237,072	588,318	2,798	21,738	41,142	261,474	2,579	68,966	11,976
	Woodford	768	0	91,159	0	1,950	28,426	33,281	968	16,259	1,524
11th.....	Circuit Total	6,486	257,728	885,474	4,371	37,974	78,444	386,726	4,353	122,247	23,653

**CIRCUIT CLERK
DISBURSEMENT OF FUNDS BY COUNTY
DECEMBER 1, 2013 - NOVEMBER 30, 2014**

CIRCUIT	COUNTY	FINES, PENALTIES, ASSESSMENTS AND FORFEITURES (CONTINUED)									
		STATE									
		TOTAL DNR FUNDS	ROAD FUND	LUMP SUM SURCHARGE	DRUG TRAFFIC PREVENTION	CRIME LAB	STATE POLICE DUI FUND	VIOLENT CRIME VICTIMS ASST	TRAFFIC & CRIMINAL CONVICTION	DRIVERS EDUCATION FUND	DOMESTIC VIOL. SHEL.T. & SERV. FND.
12th.....	Will	15,362	1,439,919	1,680,196	14,624	39,968	25,119	824,605	0	393,961	49,821
12th.....	Circuit Total	15,362	1,439,919	1,680,196	14,624	39,968	25,119	824,605	0	393,961	49,821
13th.....	Bureau	1,272	165	67,765	14,552	1,061	5,805	27,147	8	9,155	3,149
	Grundy	7,437	0	130,164	25,118	14,992	1,036	33,407	1,093	35,178	1,816
	LaSalle	70,118	6,100	182,543	43,449	5,520	8,889	66,132	427	27,497	7,286
13th.....	Circuit Total	78,827	6,265	380,472	83,119	21,573	15,730	126,686	1,528	71,830	12,251
14th.....	Henry	1,459	2,170	105,410	475	0	0	56,971	3,304	23,384	6,936
	Mercer	4,757	790	49,827	0	260	0	21,661	2,360	9,211	508
	Rock Island	9,591	470,211	439,214	2	10,351	37,607	94,773	2,052	48,648	6,857
	Whiteside	8,343	22,822	141,141	1,343	8,378	8,570	72,980	861	26,531	6,319
14th.....	Circuit Total	24,149	495,993	735,592	1,820	18,988	46,176	246,384	8,577	107,774	20,620
15th.....	Carroll	6,096	1,720	23,833	0	767	17,890	10,186	421	4,903	5,022
	Jo Daviess	4,308	0	56,052	125	1,032	2,019	26,912	137	9,833	866
	Lee	1,606	750	147,525	0	1,744	430	46,112	44	25,402	8,133
	Ogle	6,409	70	167,944	0	13,850	4,166	51,633	3,540	20,802	7,716
	Stephenson	3,225	8,974	130,928	0	4,778	3,833	68,719	36	15,056	10,336
15th.....	Circuit Total	21,643	11,514	526,282	125	22,171	28,338	203,562	4,178	75,995	32,073
16th.....	Kane	3,047	0	214,048	1,378	18,916	14,923	170,508	0	152,555	43,402
16th.....	Circuit Total	3,047	0	214,048	1,378	18,916	14,923	170,508	0	152,555	43,402
17th.....	Boone	2,533	11,717	311,064	1,775	16,988	10,838	145,738	1,209	47,589	6,948
	Winnebago	6,574	14,011	273,676	1,125	19,753	758	136,903	0	83,550	20,067
17th.....	Circuit Total	9,107	25,728	584,740	2,900	36,741	11,596	282,640	1,209	131,139	27,015
18th.....	DuPage	297	12,793	72,618	18,432	12,482	560,582	388,299	627,579	389,019	60,625
18th.....	Circuit Total	297	12,793	72,618	18,432	12,482	560,582	388,299	627,579	389,019	60,625
19th.....	Lake	47,596	72,842	1,386,625	0	0	0	1,042,590	1,408	474,016	13,364
19th.....	Circuit Total	47,596	72,842	1,386,625	0	0	0	1,042,590	1,408	474,016	13,364
20th.....	Monroe	2,943	0	59,196	1,155	4,042	700	18,783	8	13,097	0
	Perry	3,387	850	42,955	0	95	2,747	27,749	430	13,596	0
	Randolph	7,103	1,535	44,254	16	4,878	929	34,613	120	11,543	178
	St. Clair	5,792	195,276	97,710	0	9,769	39,161	241,075	22	122,397	1,041
	Washington	1,626	0	19,857	0	601	1,058	13,297	0	6,614	200
20th.....	Circuit Total	20,850	197,661	263,973	1,171	19,384	44,595	335,516	580	167,247	1,419
21st.....	Iroquois	752	9,604	44,410	210	4,229	6,408	61,763	17,566	20,551	0
	Kankakee	12,197	32,102	4,425	75	12,634	20,670	37,232	41,564	14,794	7,826
21st.....	Circuit Total	12,949	41,707	48,835	285	16,863	27,078	98,995	59,130	35,345	7,826
22nd.....	McHenry	13,844	93,916	97,750	11,425	32,890	3,343	575,673	767,816	157,145	0
22nd.....	Circuit Total	13,844	93,916	97,750	11,425	32,890	3,343	575,673	767,816	157,145	0
23rd.....	DeKalb	2,903	20	174,633	0	8,561	6,324	17,094	0	27,461	34,880
	Kendall	3,099	0	117,154	225	4,356	5,759	46,872	0	25,436	16,301
23rd.....	Circuit Total	6,001	20	291,787	225	12,917	12,083	63,966	0	52,897	51,181
	Downstate Total	545,909	4,349,449	12,515,660	170,531	517,079	1,412,160	7,208,196	2,173,225	3,337,196	518,130
Cook	Cook County	49,193	139,276	38,156	3,884	66,580	299,387	0	0	728,263	59,639
	State Total	595,102	4,488,725	12,553,816	174,415	583,659	1,711,547	7,208,196	2,173,225	4,065,459	577,769

**CIRCUIT CLERK
DISBURSEMENT OF FUNDS BY COUNTY
DECEMBER 1, 2013 - NOVEMBER 30, 2014**

CIRCUIT	COUNTY	FINES, PENALTIES, ASSESSMENTS AND FORFEITURES (CONTINUED)								
		STATE (CONTINUED)								
		DRUG TREAT- MENT	TRAUMA CENTER FUND	% DIST < \$55 FUND	% DIST \$55 > FUND	GENERAL REVENUE FUND	SPINAL CORD CURE TRUST FUND	LEADS MAINTENANCE FUND	FIRE TRUCK REVOLVING LOAN FUND	FORECLOSURE PREVENTION PROGRAM FUND
1st.....	Alexander	0	10	0	44,271	10,966	0	4,614	0	2,415
	Jackson	40,418	738	0	137,314	68,608	5	570	1,230	2,793
	Johnson	10,734	4,211	0	30,375	15,039	5	28	255	686
	Massac	9,764	1,603	0	29,158	20,164	0	130	1,760	1,568
	Pope	935	1,643	0	3,001	6,949	127	0	0	196
	Pulaski	0	7,687	0	293,611	8,560	59	19	0	392
	Saline	12,428	4,840	0	9,776	19,950	332	366	395	5,362
	Union	12,658	8,282	0	13,381	33,923	5	155	1,058	1,421
	Williamson	31,493	12,563	0	63,692	92,248	0	285	0	5,390
1st.....	Circuit Total	118,430	41,576	0	624,580	276,406	532	6,167	4,698	20,223
2nd.....	Crawford	2,616	9,713	0	10,523	30,189	322	123	0	3,654
	Edwards	1,000	2,011	0	6,011	5,746	63	23	150	343
	Franklin	43,592	14,919	0	22,037	35,749	449	1,788	150	3,724
	Gallatin	3,725	2,375	0	5,207	0	141	441	0	504
	Hamilton	5,512	3,325	0	2,913	5,995	44	781	0	294
	Hardin	4,064	1,314	0	2,308	2,544	24	106	0	294
	Jefferson	33,032	9,851	0	30,946	67,614	0	47,748	0	8,567
	Lawrence	24,270	2,287	0	6,189	17,203	0	1,058	0	539
	Richland	29,338	13,274	0	12,229	27,729	625	1,953	0	1,150
	Wabash	23,641	8,731	0	11,427	31,639	663	614	178	588
	Wayne	3,120	5,824	0	15,730	17,778	200	264	0	343
	White	23,192	8,089	0	16,560	35,316	287	1,532	120	686
2nd.....	Circuit Total	197,101	81,713	0	142,081	277,503	2,819	56,432	598	20,686
3rd.....	Bond	0	14,921	0	78,842	0	5	51	0	0
	Madison	1,831	100	0	268,967	229,774	0	35	0	124,250
3rd.....	Circuit Total	1,831	15,021	0	347,809	229,774	5	86	0	124,250
4th.....	Christian	23,340	11,827	32	26,128	27,141	29	114	15	3,577
	Clay	17,283	8,557	0	6,072	0	0	1,245	0	1,918
	Clinton	5,237	12,038	0	16,959	13,422	20	802	908	1,568
	Effingham	36,138	28,828	0	58,907	80,265	1,204	1,069	4,429	1,911
	Fayette	0	16,853	0	42,299	0	15	0	716	93
	Jasper	6,726	1,652	0	8,483	4,968	0	0	0	1,078
	Marion	8,765	19,111	0	32,902	61,137	36	0	1,530	2,135
	Montgomery	43,499	18,274	0	35,616	49,073	127	1,492	161	2,205
	Shelby	12,046	4,669	0	10,773	12,203	98	34	0	3,663
4th.....	Circuit Total	153,034	121,808	32	238,138	248,207	1,529	4,756	7,758	18,148
5th.....	Clark	4,803	5,074	0	12,921	19,864	0	52	0	1,127
	Coles	60,476	22,759	0	27,493	89,448	921	1,482	938	3,038
	Cumberland	2,393	3,656	0	30,285	0	180	386	218	539
	Edgar	493	3,169	0	3,176	41	0	349	0	980
	Vermilion	23,161	14,924	0	31,570	68,462	0	1,255	21,077	7,281
5th.....	Circuit Total	91,326	49,582	0	105,445	177,815	1,101	3,524	22,233	12,965

**CIRCUIT CLERK
DISBURSEMENT OF FUNDS BY COUNTY
DECEMBER 1, 2013 - NOVEMBER 30, 2014**

		FINES, PENALTIES, ASSESSMENTS AND FORFEITURES (CONTINUED)								
		STATE (CONTINUED)								
CIRCUIT	COUNTY	DRUG TREAT- MENT	TRAUMA CENTER FUND	% DIST < \$55 FUND	% DIST \$55 > FUND	GENERAL REVENUE FUND	SPINAL CORD CURE TRUST FUND	LEADS MAINTENANCE FUND	FIRE TRUCK REVOLVING LOAN FUND	FORECLOSURE PREVENTION PROGRAM FUND
6th.....	Champaign	56,088	77,742	0	150,105	188,598	3,682	3,473	13,001	12,593
	DeWitt	0	4,948	0	11,716	0	210	73	0	3,104
	Douglas	13,741	8,194	0	18,746	27,906	366	53	998	2,036
	Macon	76,124	37,221	0	83,401	161,783	1,804	967	8,534	43,497
	Moultrie	6,511	3,947	0	15,059	17,702	122	166	929	1,078
	Piatt	0	5,442	0	20,041	0	312	106	165	2,423
6th.....	Circuit Total	152,464	137,494	0	299,068	395,989	6,496	4,838	23,626	64,730
7th.....	Greene	4,508	2,841	0	26,586	0	146	406	0	1,274
	Jersey	850	5,567	0	9,379	22,026	0	0	638	2,009
	Macoupin	10,829	20,072	0	24,050	41,807	463	0	0	6,027
	Morgan	34,971	11,791	0	59,864	23,819	342	146	575	2,450
	Sangamon	36,335	56,273	0	103,722	245,571	190	45,673	3,234	16,758
	Scott	2,025	1,502	0	22,627	2,726	78	0	0	441
7th.....	Circuit Total	89,517	98,046	0	246,228	335,949	1,219	46,225	4,447	28,959
8th.....	Adams	56,729	43,426	0	39,571	83,789	1,441	121	120	3,381
	Brown	6,255	3,860	0	12,080	6,472	143	25	0	196
	Calhoun	1,240	2,242	0	6,448	2,778	68	137	75	441
	Cass	8,734	11,227	0	6,846	23,683	433	37	1,040	833
	Mason	16,431	5,870	0	19,979	15,546	185	265	834	1,715
	Menard	1,958	6,245	0	4,199	23,490	234	0	75	0
	Pike	24,437	14,146	0	25,037	27,111	570	596	135	2,107
	Schuyler	5,915	5,303	0	19,298	11,715	63	123	401	805
8th.....	Circuit Total	121,698	92,318	0	133,459	194,584	3,138	1,305	2,680	9,478
9th.....	Fulton	17,283	21,235	0	100,013	68,254	1,026	5,768	185	4,064
	Hancock	3,034	6,715	0	9,900	15,012	243	229	45	2,650
	Henderson	3,816	6,338	0	27,572	31,382	278	1,137	961	196
	Knox	52,957	26,548	0	35,898	49,080	1,146	0	2,798	5,194
	McDonough	48,952	30,111	0	29,043	66,213	1,001	0	4,459	1,562
	Warren	15,645	9,243	0	9,262	31,086	378	5,420	1,833	882
9th.....	Circuit Total	141,686	100,190	0	211,689	261,026	4,072	12,554	10,280	14,548
10th.....	Marshall	2,145	3,175	0	29,901	0	112	18	640	4,879
	Peoria	133,269	37,917	0	301,959	155,897	1,811	5,359	3,595	19,992
	Putnam	33,345	12,444	0	4,713	0	59	90	0	840
	Stark	2,061	2,498	0	7,175	4,052	72	0	0	1,281
	Tazewell	51,539	83,974	0	125,169	197,416	3,048	753	10,384	45,851
10th.....	Circuit Total	222,359	140,007	0	468,917	357,365	5,102	6,219	14,618	72,843
11th.....	Ford	15,804	1,913	0	10,241	11,291	0	58	0	1,597
	Livingston	45,523	25,052	0	32,638	39,295	852	144	838	3,871
	Logan	12,553	8,569	0	94,201	22,228	366	143	1,072	2,205
	McLean	98,391	79,212	0	241,887	219,973	2,511	537	1,806	10,290
	Woodford	8,473	12,114	0	24,969	0	43	221	1,017	2,989
11th.....	Circuit Total	180,744	126,860	0	403,936	292,786	3,772	1,103	4,732	20,952

**CIRCUIT CLERK
DISBURSEMENT OF FUNDS BY COUNTY
DECEMBER 1, 2013 - NOVEMBER 30, 2014**

CIRCUIT	COUNTY	FINES, PENALTIES, ASSESSMENTS AND FORFEITURES (CONTINUED)								
		STATE (CONTINUED)								
		DRUG TREAT- MENT	TRAUMA CENTER FUND	% DIST < \$55 FND	% DIST \$55 > FND	GENERAL REVENUE FUND	SPINAL CORD CURE TRUST FUND	LEADS MAINTENANCE FUND	FIRE TRUCK REVOLVING LOAN FUND	FORECLOSURE PREVENTION PROGRAM FUND
12th.....	Will	300,650	136,784	0	604,014	91,126	2,551	0	39,080	0
12th.....	Circuit Total	300,650	136,784	0	604,014	91,126	2,551	0	39,080	0
13th.....	Bureau	16,384	13,620	0	19,193	25,575	570	133	1,539	3,332
	Grundy	9,253	18,944	0	59,978	44,756	385	199	0	6,223
	LaSalle	31,410	37,232	0	237,824	224,885	3,790	2,683	11,952	13,050
13th.....	Circuit Total	57,047	69,796	0	316,995	295,216	4,745	3,015	13,491	22,605
14th.....	Henry	50,232	29,688	0	49,974	71,792	0	0	4,638	4,753
	Mercer	5,798	6,471	0	7,784	19,745	283	758	865	2,303
	Rock Island	59,182	104,657	0	123,329	250,021	4,181	382	1,919	18,088
	Whiteside	39,662	28,452	0	47,542	74,713	1,149	179	2,465	6,272
14th.....	Circuit Total	154,874	169,268	0	228,629	416,271	5,613	1,318	9,886	31,416
15th.....	Carroll	2,432	5,597	0	19,923	0	161	87	848	4,245
	Jo Daviess	7,066	9,722	0	26,125	26,669	437	32	1,220	1,470
	Lee	21,458	19,642	0	37,823	37,788	758	315	4,503	4,753
	Ogle	36,592	30,734	0	81,239	58,009	785	588	1,904	5,733
	Stephenson	31,469	20,361	0	42,858	44,191	410	1,195	760	17,294
15th.....	Circuit Total	99,017	86,055	0	207,968	166,657	2,550	2,217	9,233	33,495
16th.....	Kane	142,231	155,025	0	813,326	531,200	6,876	0	59,779	77,420
16th.....	Circuit Total	142,231	155,025	0	813,326	531,200	6,876	0	59,779	77,420
17th.....	Boone	42,990	35,497	0	75,973	123,601	1,892	164	1,265	10,584
	Winnebago	129,847	32,663	0	729,056	40,371	447	0	719	198,072
17th.....	Circuit Total	172,837	68,160	0	805,029	163,972	2,339	164	1,984	208,656
18th.....	DuPage	401,125	412,947	0	3,232,799	0	11,400	74,951	0	114,562
18th.....	Circuit Total	401,125	412,947	0	3,232,799	0	11,400	74,951	0	114,562
19th.....	Lake	191,190	347,149	0	544,339	666,756	9,127	155,011	78,110	107,996
19th.....	Circuit Total	191,190	347,149	0	544,339	666,756	9,127	155,011	78,110	107,996
20th.....	Monroe	7,749	14,369	0	13,919	34,131	444	0	720	9,569
	Perry	0	7,128	0	9,668	0	0	0	0	1,372
	Randolph	20,557	8,622	0	12,020	22,603	0	897	0	2,744
	St. Clair	56,845	78,303	428	418,748	280,911	3,911	12,304	6,902	37,485
	Washington	2,354	5,203	0	14,091	12,910	159	66	105	1,421
20th.....	Circuit Total	87,506	113,624	428	468,446	350,555	4,514	13,267	7,727	52,591
21st.....	Iroquois	22,083	10,557	0	38,619	21,663	5	2,346	60	2,597
	Kankakee	57,395	20,959	0	251,161	96,758	870	5,986	248	14,357
21st.....	Circuit Total	79,479	31,515	0	289,780	118,421	875	8,333	308	16,954
22nd.....	McHenry	116,467	100,358	0	320,928	174,425	4,455	98,839	19,226	64,190
22nd.....	Circuit Total	116,467	100,358	0	320,928	174,425	4,455	98,839	19,226	64,190
23rd.....	DeKalb	44,011	225	0	244,745	164,307	0	0	4,182	12,691
	Kendall	45,662	22,654	0	141,374	86,179	1,219	88	0	27,881
23rd.....	Circuit Total	89,673	22,879	0	386,119	250,486	1,219	88	4,182	40,572
	Downstate Total	3,362,284	2,718,179	459	11,439,720	6,272,488	86,047	500,411	338,675	1,178,240
Cook	Cook County	134,211	676,715	115,792	3,734,727	2,686,463	31,437	0	145,417	718,879
	State Total	3,496,495	3,394,894	116,251	15,174,447	8,958,951	117,484	500,411	484,092	1,897,119

**CIRCUIT CLERK
DISBURSEMENT OF FUNDS BY COUNTY
DECEMBER 1, 2013 - NOVEMBER 30, 2014**

		FINES, PENALTIES, ASSESSMENTS AND FORFEITURES (CONTINUED)							
		STATE (CONTINUED)							
CIRCUIT	COUNTY	FIRE PREVENT. FUND	CAPITAL PROJECTS FUND	ABAND RESID PROPERTY MUNI. RELIEF FUND	STATE POLICE MERIT BOARD SAFETY FUND	STATE POLICE OPERATIONS ASSIST. FUND	STATE POLICE VEHICLE FUND	TOTAL STATE DISBURSEMENT*	TOTAL STATE & LOCAL DISBURSEMENT
1st.....	Alexander	173	0	3,612	0	19,753	0	207,134	539,131
	Jackson	1,245	0	13,650	0	102,944	3,329	521,102	1,625,875
	Johnson	270	0	2,305	0	13,990	1,973	146,839	421,843
	Massac	1,755	0	7,385	1,257	41,503	2,550	220,561	591,960
	Pope	0	0	755	0	7,016	0	56,039	132,511
	Pulaski	0	0	0	0	81,430	180	449,630	2,304,484
	Saline	80	0	8,799	5,742	14,962	4,148	212,383	675,015
	Union	953	0	6,090	0	31,301	2,738	243,102	546,308
	Williamson	0	328,529	26,915	0	34,053	6,030	1,341,579	2,363,681
1st.....	Circuit Total	4,476	328,529	69,510	6,999	346,952	20,948	3,398,370	9,200,808
2nd.....	Crawford	0	950	5,705	0	6,882	1,160	211,803	480,060
	Edwards	150	0	875	0	4,435	420	54,384	144,534
	Franklin	160	0	18,430	0	30,309	5,650	464,832	1,150,346
	Gallatin	0	0	770	0	4,289	1,051	80,293	208,945
	Hamilton	0	0	1,785	0	8,845	2,190	83,150	195,235
	Hardin	0	0	1,435	0	2,564	240	43,857	117,537
	Jefferson	0	0	14,384	0	55,798	17,456	436,210	947,906
	Lawrence	0	1,650	2,170	0	6,663	600	178,554	389,418
	Richland	0	0	5,893	0	12,076	1,160	217,852	431,936
	Wabash	128	0	2,486	0	10,402	580	175,456	379,747
	Wayne	0	0	1,505	0	6,825	3,780	118,718	297,234
	White	135	0	2,170	0	9,510	5,402	278,802	557,927
2nd.....	Circuit Total	573	2,600	57,608	0	158,597	39,688	2,343,911	5,300,824
3rd.....	Bond	0	0	7,412	0	35,219	1,000	335,848	1,076,726
	Madison	0	0	219,513	116,861	120,573	76,710	1,686,285	3,743,756
3rd.....	Circuit Total	0	0	226,925	116,861	155,792	77,710	2,022,133	4,820,482
4th.....	Christian	15	1,560	19,390	0	19,480	560	280,271	685,873
	Clay	0	0	2,835	0	6,328	720	148,374	299,770
	Clinton	1,355	0	9,271	0	11,383	2,120	253,942	731,845
	Effingham	4,488	7,095	12,281	117	38,291	6,166	585,091	1,355,260
	Fayette	0	0	7,258	61	37,089	0	480,174	1,027,006
	Jasper	0	0	1,239	146	5,251	980	61,347	148,506
	Marion	1,563	0	12,110	0	20,658	4,707	455,873	1,041,460
	Montgomery	499	151,316	9,730	0	33,479	11,975	757,990	1,411,975
	Shelby	0	0	5,797	15	5,243	0	173,120	432,999
4th.....	Circuit Total	7,920	159,971	79,911	339	177,202	27,228	3,196,182	7,134,694
5th.....	Clark	0	196,889	4,700	0	361	0	628,794	850,167
	Coles	938	6,920	15,925	0	53,511	1,320	619,588	1,674,707
	Cumberland	218	0	2,905	2,997	7,890	1,260	119,404	324,725
	Edgar	0	0	0	9,207	13,866	20	138,548	372,709
	Vermilion	6,124	0	41,395	0	60,674	6,407	679,359	1,125,290
5th.....	Circuit Total	7,280	203,809	64,925	12,204	136,301	9,007	2,185,693	4,347,598

*Includes all other state fines not illustrated in this report.

**CIRCUIT CLERK
DISBURSEMENT OF FUNDS BY COUNTY
DECEMBER 1, 2013 - NOVEMBER 30, 2014**

		FINES, PENALTIES, ASSESSMENTS AND FORFEITURES (CONTINUED)							
		STATE (CONTINUED)							
CIRCUIT	COUNTY	FIRE PREVENT. FUND	CAPITAL PROJECTS FUND	ABAND RESID PROPERTY MUNI. RELIEF FUND	STATE POLICE MERIT BOARD SAFETY FUND	STATE POLICE OPERATIONS ASSIST. FUND	STATE POLICE VEHICLE FUND	TOTAL STATE DISBURSEMENT*	TOTAL STATE & LOCAL DISBURSEMENT
6th.....	Champaign	13,024	0	81,911	0	146,903	2,400	1,777,765	4,125,654
	DeWitt	0	0	8,129	0	5,417	5	182,898	488,923
	Douglas	1,004	0	10,535	0	13,857	330	237,348	521,548
	Macon	8,478	7,577	70,849	0	116,780	1,615	1,134,854	2,120,256
	Moultrie	923	792	6,755	0	9,404	20	130,683	367,742
	Piatt	164	0	10,633	0	7,439	1,510	117,238	352,127
6th.....	Circuit Total	23,593	8,369	188,812	0	299,800	5,879	3,580,786	7,976,249
7th.....	Greene	0	0	5,635	3,798	4,858	680	104,886	276,473
	Jersey	603	0	10,990	0	9,007	7,827	208,334	467,796
	Macoupin	0	0	29,833	0	28,510	9,160	400,391	919,974
	Morgan	593	1,824	12,229	8,026	23,382	3,269	299,318	754,755
	Sangamon	3,234	282,461	93,213	0	0	37,172	2,361,737	4,111,238
	Scott	0	0	0	0	5,975	3,440	64,907	217,710
7th.....	Circuit Total	4,429	284,285	151,899	11,824	71,731	61,548	3,439,574	6,747,946
8th.....	Adams	570	0	15,691	0	35,339	3,576	800,199	1,896,500
	Brown	0	0	1,043	0	5,342	1,180	73,317	199,865
	Calhoun	0	0	700	1,309	3,930	60	65,457	178,537
	Cass	1,020	0	2,170	0	5,092	940	217,300	441,541
	Mason	833	0	8,435	6,232	15,307	80	208,718	462,954
	Menard	75	0	7,628	0	2,974	280	122,393	272,688
	Pike	143	0	7,385	0	45,819	7,397	381,515	865,970
	Schuyler	352	0	1,135	0	10,905	5,180	124,978	357,582
8th.....	Circuit Total	2,993	0	44,187	7,542	124,707	18,693	1,993,877	4,675,637
9th.....	Fulton	180	0	29,735	9,197	18,806	0	409,323	1,141,011
	Hancock	45	0	0	7,573	8,520	780	155,831	306,382
	Henderson	941	0	805	4,156	6,687	1,169	145,611	316,961
	Knox	2,812	0	18,025	0	29,350	3,800	475,491	1,109,225
	McDonough	4,509	0	5,891	0	31,653	5,109	681,458	1,611,669
	Warren	1,814	0	3,710	0	10,776	0	191,346	480,883
9th.....	Circuit Total	10,301	0	58,166	20,926	105,791	10,858	2,059,060	4,966,130
10th.....	Marshall	0	0	7,665	3,013	4,317	1,876	84,803	275,898
	Peoria	3,576	29,116	121,275	70,167	193,658	7,930	1,570,108	3,989,960
	Putnam	0	0	3,815	0	5,944	280	217,668	522,514
	Stark	0	0	2,905	0	5,330	40	57,897	148,677
	Tazewell	10,430	0	79,344	0	189,637	25,577	1,914,232	3,944,663
10th.....	Circuit Total	14,006	29,116	215,004	73,179	398,885	35,703	3,844,707	8,881,712
11th.....	Ford	0	9,749	6,516	0	9,157	480	135,218	318,759
	Livingston	833	0	19,075	0	10,640	6,168	485,025	1,286,946
	Logan	1,050	4,405	13,411	0	22,884	9,299	293,547	901,888
	McLean	1,806	0	64,777	0	28,397	0	2,161,204	4,834,164
	Woodford	970	0	17,277	15	37,879	4,261	317,062	817,014
11th.....	Circuit Total	4,659	14,154	121,056	15	108,956	20,208	3,392,056	8,158,772

*Includes all other state fines not illustrated in this report.

**CIRCUIT CLERK
DISBURSEMENT OF FUNDS BY COUNTY
DECEMBER 1, 2013 - NOVEMBER 30, 2014**

		FINES, PENALTIES, ASSESSMENTS AND FORFEITURES (CONTINUED)							
		STATE (CONTINUED)							
CIRCUIT	COUNTY	FIRE PREVENT. FUND	CAPITAL PROJECTS FUND	ABAND RESID PROPERTY MUNI. RELIEF FUND	STATE POLICE MERIT BOARD SAFETY FUND	STATE POLICE OPERATIONS ASSIST. FUND	STATE POLICE VEHICLE FUND	TOTAL STATE DISBURSEMENT*	TOTAL STATE & LOCAL DISBURSEMENT
12th.....	Will	41,533	0	834,842	0	776,308	75,705	8,048,455	15,450,083
12th.....	Circuit Total	41,533	0	834,842	0	776,308	75,705	8,048,455	15,450,083
13th.....	Bureau	1,542	0	18,586	4,587	14,130	1,139	285,355	541,288
	Grundy	0	0	40,958	512	36,591	5,340	590,727	1,344,485
	LaSalle	11,870	0	63,363	6,183	108,185	10,291	1,341,700	3,010,397
13th.....	Circuit Total	13,412	0	122,907	11,282	158,906	16,770	2,217,782	4,896,170
14th.....	Henry	4,985	0	27,555	0	35,109	2,925	529,402	1,592,715
	Mercer	893	0	11,130	0	9,874	460	179,121	428,228
	Rock Island	1,877	0	85,004	0	100,732	6,918	1,982,541	3,948,484
	Whiteside	2,473	22,298	29,120	146	85,935	5,220	706,547	1,584,752
14th.....	Circuit Total	10,227	22,298	152,808	146	231,651	15,523	3,397,611	7,554,179
15th.....	Carroll	848	0	5,591	0	8,824	300	125,133	339,798
	Jo Daviess	1,203	0	6,503	0	19,063	1,105	213,246	540,025
	Lee	4,479	65,869	22,994	4,520	66,281	3,230	577,979	1,172,779
	Ogle	2,003	68,626	32,480	0	46,722	3,833	704,296	1,727,571
	Stephenson	750	0	29,645	0	49,143	4,899	500,421	1,308,107
15th.....	Circuit Total	9,282	134,495	97,212	4,520	190,033	13,367	2,121,075	5,088,279
16th.....	Kane	61,207	0	522,587	538,086	656,216	53,830	4,613,883	10,060,492
16th.....	Circuit Total	61,207	0	522,587	538,086	656,216	53,830	4,613,883	10,060,492
17th.....	Boone	1,320	0	63,827	0	86,836	17,348	1,165,433	3,181,147
	Winnebago	2,104	0	371,271	0	280	12,321	2,640,200	7,602,153
17th.....	Circuit Total	3,424	0	435,098	0	87,116	29,669	3,805,633	10,783,300
18th.....	DuPage	237,074	179,675	687,474	39,040	1,660,122	118,433	9,898,778	29,039,485
18th.....	Circuit Total	237,074	179,675	687,474	39,040	1,660,122	118,433	9,898,778	29,039,485
19th.....	Lake	78,072	167,401	702,774	431,103	830,356	69,041	8,057,584	19,367,548
19th.....	Circuit Total	78,072	167,401	702,774	431,103	830,356	69,041	8,057,584	19,367,548
20th.....	Monroe	720	0	15,770	0	11,828	3,700	228,098	528,412
	Perry	0	0	5,775	0	21,331	3,806	156,288	399,077
	Randolph	0	2,189	12,415	0	11,514	3,230	227,570	544,135
	St. Clair	7,030	195,276	220,956	199,166	132,183	73,751	2,691,740	5,430,847
	Washington	90	0	7,000	0	11,355	3,500	112,171	280,599
20th.....	Circuit Total	7,840	197,465	261,916	199,166	188,211	87,987	3,415,866	7,183,069
21st.....	Iroquois	60	0	14,679	1,029	28,931	11,170	354,258	677,742
	Kankakee	241	0	81,732	0	142,752	19,677	959,525	2,525,134
21st.....	Circuit Total	301	0	96,411	1,029	171,683	30,847	1,313,783	3,202,876
22nd.....	McHenry	19,304	110,739	411,048	10,346	393,040	5,342	3,904,368	7,997,243
22nd.....	Circuit Total	19,304	110,739	411,048	10,346	393,040	5,342	3,904,368	7,997,243
23rd.....	DeKalb	4,134	0	74,017	67,933	128,600	7,041	1,107,745	3,079,155
	Kendall	0	0	188,718	35,467	80,650	800	982,440	2,086,428
23rd.....	Circuit Total	4,134	0	262,735	103,400	209,250	7,841	2,090,185	5,165,583
	Downstate Total	566,038	1,842,906	5,865,816	1,588,007	7,637,606	851,825	84,341,353	197,999,159
Cook	Cook County	145,825	0	4,749,953	902,956	2,914,429	157,205	21,887,905	53,292,884
	State Total	711,863	1,842,906	10,615,769	2,490,963	10,552,035	1,009,030	106,229,258	251,292,043

*Includes all other state fines not illustrated in this report.

**CIRCUIT CLERK
DISBURSEMENT OF FUNDS BY COUNTY
DECEMBER 1, 2013 - NOVEMBER 30, 2014**

CIRCUIT	COUNTY	FEES OF OTHERS							
		STATES ATTORNEY*	SHERIFF SERV. OF PROCESS	SHERIFF COURT SECURITY	COUNTY LAW LIBRARY	MARRIAGE FUND OF CIR. COURT	COUNTY FUND TO FIN. CRT. SYSTEM	COURT APPOINTED COUNSEL	MUNICIP. ATTORNEY PROS. FEE
1st.....	Alexander	10,493	750	12,809	2,195	200	23,751	4,924	15
	Jackson	37,507	2,447	99,192	10,835	1,200	47,642	31,449	33,546
	Johnson	6,363	4,876	19,297	6,090	81	10,702	1,478	0
	Massac	11,633	2,881	33,479	6,105	1,050	12,953	3,248	388
	Pope	4,293	3,574	9,592	923	0	5,334	8,832	0
	Pulaski	11,152	1,120	30,107	1,405	351	9,169	51,787	0
	Saline	9,943	5,645	42,159	8,385	380	22,000	84,675	0
	Union	15,702	5,058	48,381	19,118	520	19,288	8,770	0
	Williamson	28,817	20,863	140,037	10,097	1,410	55,788	11,738	0
1st.....	Circuit Total	135,902	47,213	435,051	65,153	5,192	206,627	206,900	33,949
2nd.....	Crawford	10,089	18,682	29,520	4,506	0	18,256	0	0
	Edwards	4,161	1,758	8,465	1,833	0	4,800	0	0
	Franklin	46,319	51,322	80,915	7,720	1,280	44,532	25	215
	Gallatin	2,844	2,703	4,930	1,385	0	4,532	0	0
	Hamilton	8,651	5,087	12,990	2,610	0	6,198	550	0
	Hardin	4,148	3,689	5,628	850	0	4,088	2,148	0
	Jefferson	55,725	13,445	69,906	11,109	0	48,691	300	0
	Lawrence	8,494	17,693	19,571	2,760	0	14,338	0	0
	Richland	16,446	21,468	30,246	9,258	0	17,230	136,542	0
	Wabash	15,667	15,025	20,798	3,978	0	14,482	94,939	0
	Wayne	8,754	10,023	22,018	0	280	9,005	7,090	0
	White	14,740	17,204	29,645	4,105	0	18,834	0	0
2nd.....	Circuit Total	196,036	178,100	334,631	50,114	1,560	204,987	241,594	215
3rd.....	Bond	32,577	13,059	76,761	4,500	140	19,647	30,910	0
	Madison	195,507	7,728	1,128,637	384,012	0	376,348	0	0
3rd.....	Circuit Total	228,084	20,787	1,205,398	388,512	140	395,995	30,910	0
4th.....	Christian	13,037	12,749	55,466	12,898	520	25,215	1,587	0
	Clay	6,887	15,586	17,974	3,675	280	10,083	4,873	0
	Clinton	19,507	18,223	52,177	17,600	390	21,871	11,979	0
	Effingham	18,832	37,771	62,283	4,491	520	25,290	16,546	0
	Fayette	23,836	8,251	53,115	0	330	23,748	16,217	2,860
	Jasper	2,816	2,317	12,278	1,821	80	5,018	1,156	160
	Marion	23,578	12,937	86,388	24,349	780	10,402	5,985	0
	Montgomery	53,154	48,604	66,568	16,696	410	37,961	11,608	1,085
	Shelby	9,491	10,528	27,797	7,560	280	15,593	10,465	0
4th.....	Circuit Total	171,138	166,966	434,044	89,090	3,590	175,182	80,416	4,105
5th.....	Clark	50,071	11,298	23,426	4,390	240	9,678	6,275	1,022
	Coles	28,948	20,706	140,096	21,557	1,110	50,687	54,926	0
	Cumberland	5,959	6,970	15,278	3,010	90	9,423	5,093	0
	Edgar	11,266	6,964	33,247	4,038	250	4,033	9,887	0
	Vermilion	23,440	46,408	168,396	36,088	1,861	67,930	17,297	0
5th.....	Circuit Total	119,684	92,346	380,444	69,083	3,551	141,751	93,478	1,022

* Includes State's Attorney Records Automation Fund

**CIRCUIT CLERK
DISBURSEMENT OF FUNDS BY COUNTY
DECEMBER 1, 2013 - NOVEMBER 30, 2014**

CIRCUIT	COUNTY	FEES OF OTHERS							
		STATES ATTORNEY*	SHERIFF SERV. OF PROCESS	SHERIFF COURT SECURITY	COUNTY LAW LIBRARY	MARRIAGE FUND OF CIR. COURT	COUNTY FUND TO FIN. CRT. SYSTM	COURT APPOINTED COUNSEL	MUNICIP. ATTORNEY PROS. FEE
6th.....	Champaign	93,396	32,192	311,870	101,912	0	106,566	60,328	14,835
	DeWitt	7,638	9,483	22,553	6,928	0	11,983	13,111	0
	Douglas	12,315	29,997	8,904	3,085	0	12,694	8,763	0
	Macon	61,483	79,099	116,540	112,388	1,900	83,442	46,813	56,365
	Moultrie	7,213	15,108	18,764	5,557	0	7,622	8,427	0
	Piatt	5,244	10,185	10,334	6,005	0	2,349	1,163	0
6th.....	Circuit Total	187,289	176,064	488,965	235,875	1,900	224,657	138,605	71,200
7th.....	Greene	3,380	14,100	7,940	2,592	180	6,664	0	0
	Jersey	14,710	18,045	32,284	7,220	290	44,262	15,088	0
	Macoupin	15,979	23,660	67,597	29,569	550	16,438	12,208	0
	Morgan	20,858	13,375	39,991	27,594	530	26,534	139	31
	Sangamon	175,561	35,401	581,432	216,762	3,400	163,861	43,121	0
	Scott	2,262	757	3,706	1,475	10	2,268	8,923	0
7th.....	Circuit Total	232,749	105,338	732,951	285,212	4,960	260,027	79,480	31
8th.....	Adams	58,783	19,357	183,302	40,565	1,290	100,400	102,881	13,632
	Brown	3,901	1,793	3,535	1,288	0	1,680	10	0
	Calhoun	3,714	2,507	5,890	1,900	0	4,182	1,743	70
	Cass	13,084	5,775	7,516	3,655	0	12,686	378	0
	Mason	14,462	15,270	29,681	3,936	0	58,091	22,631	0
	Menard	4,826	4,350	18,368	3,385	0	7,605	0	0
	Pike	35,129	22,829	34,398	5,802	0	18,253	20,100	0
	Schuyler	9,486	3,778	5,407	3,076	0	6,451	1,451	0
	8th.....	Circuit Total	143,386	75,658	288,096	63,607	1,290	209,349	149,193
9th.....	Fulton	9,781	36,021	42,662	17,946	0	19,272	52,960	0
	Hancock	3,202	9,955	26,015	0	0	10,376	3,407	0
	Henderson	6,463	8,099	9,242	834	80	4,191	10,129	320
	Knox	22,783	26,900	97,424	18,880	0	41,883	37,846	8,056
	McDonough	12,758	38,680	83,163	17,462	0	37,049	29,845	0
	Warren	21,121	20,505	33,524	4,830	310	13,089	30,078	389
	9th.....	Circuit Total	76,108	140,159	292,030	59,952	390	125,859	164,264
10th.....	Marshall	3,305	4,256	13,847	9,051	80	5,249	11,279	0
	Peoria	139,388	233,887	381,105	129,480	4,250	98,521	145,242	5,760
	Putnam	6,413	1,990	13,054	4,116	70	8,074	1,855	0
	Stark	3,768	3,125	10,295	3,683	100	4,951	2,170	20
	Tazewell	78,630	34,634	328,777	56,250	1,230	112,295	10,085	51,321
10th.....	Circuit Total	231,505	277,891	747,078	202,580	5,730	229,090	170,631	57,102
11th.....	Ford	6,540	12,962	10,164	2,292	210	23,615	13,023	0
	Livingston	32,001	47,203	64,516	21,635	0	35,873	39,953	0
	Logan	18,029	63,409	38,417	6,582	410	3,413	1,634	2,522
	McLean	95,373	94,122	285,878	54,930	2,430	123,445	34,226	7,646
	Woodford	17,084	27,167	48,083	6,464	0	17,723	2,926	0
11th.....	Circuit Total	169,026	244,863	447,057	91,903	3,050	204,068	91,762	10,168

* Includes State's Attorney Records Automation Fund

**CIRCUIT CLERK
DISBURSEMENT OF FUNDS BY COUNTY
DECEMBER 1, 2013 - NOVEMBER 30, 2014**

CIRCUIT	COUNTY	FEES OF OTHERS							
		STATES ATTORNEY*	SHERIFF SERV. OF PROCESS	SHERIFF COURT SECURITY	COUNTY LAW LIBRARY	MARRIAGE FUND OF CIR. COURT	COUNTY FUND TO FIN. CRT. SYSTM	COURT APPOINTED COUNSEL	MUNICIP. ATTORNEY PROS. FEE
12th.....	Will	469,183	137,456	1,844,274	330,574	11,220	419,984	47,337	0
12th.....	Circuit Total	469,183	137,456	1,844,274	330,574	11,220	419,984	47,337	0
13th.....	Bureau	7,322	7,183	50,002	25,019	480	17,029	0	0
	Grundy	36,718	7,544	132,952	14,006	710	44,280	6,263	0
	LaSalle	77,638	74,872	187,979	61,152	0	48,454	0	13,586
13th.....	Circuit Total	121,678	89,599	370,933	100,177	1,190	109,763	6,263	13,586
14th.....	Henry	28,718	24,783	85,830	28,536	670	157,036	14,595	6,465
	Mercer	6,091	9,926	23,977	9,522	190	17,785	3,337	0
	Rock Island	37,699	106,308	240,275	78,170	0	150,022	59,098	3,244
	Whiteside	31,871	31,916	123,186	38,597	880	49,673	39,428	0
14th.....	Circuit Total	104,379	172,933	473,268	154,825	1,740	374,515	116,459	9,709
15th.....	Carroll	5,488	24,624	27,659	2,126	190	2,910	11,825	0
	Jo Daviess	9,707	435	27,211	5,230	390	12,205	5,376	0
	Lee	22,481	17,784	86,266	17,680	550	30,935	3,070	0
	Ogle	26,543	99,390	96,299	24,453	620	38,381	615	3,614
	Stephenson	41,409	56,712	105,162	18,708	550	43,337	22,553	0
15th.....	Circuit Total	105,628	198,944	342,597	68,197	2,300	127,768	43,439	3,614
16th.....	Kane	262,584	42,726	1,335,312	285,997	13,650	180,753	61,794	448,648
16th.....	Circuit Total	262,584	42,726	1,335,312	285,997	13,650	180,753	61,794	448,648
17th.....	Boone	67,979	21,444	59,034	35,647	1,080	55,031	3,353	0
	Winnebago	95,108	138,646	412,875	252,546	6,880	173,538	8,225	82,060
17th.....	Circuit Total	163,087	160,090	471,908	288,193	7,960	228,569	11,578	82,060
18th.....	DuPage	772,539	48,237	1,035,258	394,607	15,410	346,155	265,289	0
18th.....	Circuit Total	772,539	48,237	1,035,258	394,607	15,410	346,155	265,289	0
19th.....	Lake	203,267	1,028,505	1,421,750	321,947	21,220	418,252	358,597	604,165
19th.....	Circuit Total	203,267	1,028,505	1,421,750	321,947	21,220	418,252	358,597	604,165
20th.....	Monroe	14,841	0	31,565	4,255	460	13,780	0	0
	Perry	12,506	9,043	45,673	2,792	270	8,605	1,000	0
	Randolph	21,791	34,108	38,895	2,848	630	6,591	9,020	2,240
	St. Clair	220,442	170,181	932,431	210,990	7,660	81,143	4,115	38,858
	Washington	10,622	150	26,153	2,275	330	9,803	200	0
20th.....	Circuit Total	280,201	213,482	1,074,717	223,160	9,350	119,921	14,335	41,098
21st.....	Iroquois	8,237	11,066	32,185	13,676	340	88,608	1,185	0
	Kankakee	66,758	35,579	129,431	50,101	8,230	44,463	43,849	0
21st.....	Circuit Total	74,994	46,645	161,616	63,777	8,570	133,071	45,034	0
22nd.....	McHenry	130,699	186,539	605,748	202,376	0	189,228	47,140	267,043
22nd.....	Circuit Total	130,699	186,539	605,748	202,376	0	189,228	47,140	267,043
23rd.....	DeKalb	87,126	31,508	285,167	32,865	1,930	63,487	790	20,499
	Kendall	60,340	20,089	209,549	56,118	1,870	46,410	31,735	30
23rd.....	Circuit Total	147,466	51,597	494,715	88,983	3,800	109,898	32,525	20,529
	Downstate Total	4,726,612	3,902,138	15,417,841	4,123,894	127,763	5,135,469	2,497,024	1,690,712
Cook	Cook County	1,978,053	2,742,677	9,062,822	5,359,487	123,220	1,080,191	1,077	1,822
	State Total	6,704,665	6,644,815	24,480,663	9,483,381	250,983	6,215,660	2,498,101	1,692,534

* Includes State's Attorney Automation Fund

**CIRCUIT CLERK
DISBURSEMENT OF FUNDS BY COUNTY
DECEMBER 1, 2013 - NOVEMBER 30, 2014**

CIRCUIT	COUNTY	FEES OF OTHERS (CONTINUED)							TOTAL FEES OF OTHERS*
		PROB. AND CRT. SERV. FUND	DISPUTE RESOLU. FUND	MANDATORY ARBITRATION FEE	REJECTION OF AWARD	TESTING & ELECTRONIC MONITORING	COUNTY HEALTH FUND	TRAFFIC SAFETY SCHOOL	
1st.....	Alexander	13,871	8	0	0	0	0	0	69,016
	Jackson	197,323	1,793	0	0	0	0	17,890	545,139
	Johnson	19,440	233	0	0	0	0	7,620	78,447
	Massac	51,017	486	0	0	0	0	7,855	135,551
	Pope	11,417	57	0	0	0	0	0	45,061
	Pulaski	11,142	54	0	0	0	0	105,310	221,596
	Saline	92,596	975	0	0	0	0	0	299,262
	Union	44,445	767	0	0	0	0	7,230	203,187
	Williamson	130,505	2,650	0	0	0	0	0	413,636
1st.....	Circuit Total	571,755	7,023	0	0	0	0	145,905	2,010,895
2nd.....	Crawford	45,256	0	0	0	0	0	0	129,935
	Edwards	16,448	0	0	0	0	0	0	38,871
	Franklin	87,039	0	0	0	0	0	0	328,379
	Gallatin	15,614	0	0	0	0	0	0	33,158
	Hamilton	9,088	0	0	0	0	0	0	54,558
	Hardin	9,367	0	0	0	0	0	0	33,625
	Jefferson	53,181	0	0	0	150	0	975	260,782
	Lawrence	38,525	0	0	0	306	0	0	104,955
	Richland	47,659	0	0	0	0	8,760	0	295,075
	Wabash	43,815	0	0	0	0	0	0	223,453
	Wayne	62,586	0	0	0	50	0	0	125,416
	White	33,137	0	0	0	0	0	0	140,938
2nd.....	Circuit Total	461,716	0	0	0	506	8,760	975	1,769,143
3rd.....	Bond	54,356	0	0	0	0	2,180	0	265,963
	Madison	511,617	0	520,416	0	0	0	0	3,888,422
3rd.....	Circuit Total	565,973	0	520,416	0	0	2,180	0	4,154,385
4th.....	Christian	104,056	0	0	0	4,403	0	0	235,057
	Clay	59,415	0	0	0	3,643	0	0	129,634
	Clinton	82,472	0	0	0	1,476	0	0	239,163
	Effingham	168,122	0	0	0	4,262	0	19,035	392,990
	Fayette	4,027	0	0	0	90,390	0	8,013	236,431
	Jasper	35,225	0	0	0	925	0	0	63,981
	Marion	133,918	0	0	0	29,277	0	0	367,272
	Montgomery	88,657	0	0	0	15,477	0	0	357,172
	Shelby	80,358	0	0	0	5,609	0	2,250	181,396
4th.....	Circuit Total	756,250	0	0	0	155,462	0	29,298	2,203,095
5th.....	Clark	15,200	0	0	0	250	0	0	133,254
	Coles	229,744	0	0	0	15,166	0	15,915	593,870
	Cumberland	18,018	0	0	0	0	0	1,120	69,329
	Edgar	40,691	0	0	0	0	0	0	117,186
	Vermilion	130,463	0	0	0	34,723	0	0	539,359
5th.....	Circuit Total	434,116	0	0	0	50,139	0	17,035	1,452,998

*Includes Substance Abuse Services Fund, Working Cash Fund, County Fund to Finance DUI Education, Arrestee's Medical Costs Fund, Records Automation Fund, Sexually Transmitted Disease Test Fund, Guardian ad litem, State Appellate Defender, Neutral Site Custody Exchange Fund and Children's Waiting Room Fund

**CIRCUIT CLERK
DISBURSEMENT OF FUNDS BY COUNTY
DECEMBER 1, 2013 - NOVEMBER 30, 2014**

CIRCUIT	COUNTY	FEES OF OTHERS (CONTINUED)							
		PROB. AND CT. SERV. FUND	DISPUTE RESOLU. FUND	MANDATORY ARBITRATION FEE	REJECTION OF AWARD	TESTING & ELECTRONIC MONITORING	COUNTY HEALTH FUND	TRAFFIC SAFETY SCHOOL	TOTAL FEES OF OTHERS*
6th.....	Champaign	570,184	0	0	0	0	0	67,187	1,580,843
	DeWitt	57,325	0	0	0	34,539	0	3,444	175,758
	Douglas	51,538	0	0	0	0	0	6,426	148,861
	Macon	441,497	0	0	0	2,172	0	28,816	1,245,040
	Moultrie	27,203	0	0	0	0	0	3,528	95,555
	Piatt	45,307	0	0	0	0	0	8,232	108,492
6th.....	Circuit Total	1,193,054	0	0	0	36,711	0	117,633	3,354,548
7th.....	Greene	22,983	0	0	0	0	0	0	59,284
	Jersey	40,011	0	0	0	0	0	0	197,389
	Macoupin	91,661	0	0	0	0	0	0	264,987
	Morgan	45,070	0	0	0	2,487	0	0	203,621
	Sangamon	209,813	0	0	0	2,485	0	0	1,581,741
	Scott	6,534	0	0	0	0	0	0	26,842
7th.....	Circuit Total	416,072	0	0	0	4,972	0	0	2,333,865
8th.....	Adams	353,454	0	0	0	360	0	0	995,992
	Brown	18,735	0	0	0	0	0	0	33,612
	Calhoun	11,000	0	0	0	0	0	0	33,536
	Cass	40,924	0	0	0	0	0	0	90,964
	Mason	75,365	0	0	0	0	0	0	227,840
	Menard	39,578	0	0	0	0	0	0	95,896
	Pike	71,879	0	0	0	2,220	0	0	224,365
	Schuyler	24,229	0	0	0	0	0	0	58,694
8th.....	Circuit Total	635,163	0	0	0	2,580	0	0	1,760,900
9th.....	Fulton	92,842	0	0	0	4,995	0	0	284,425
	Hancock	36,674	0	0	0	5,382	0	0	119,950
	Henderson	18,480	0	0	0	1,889	0	0	69,192
	Knox	89,417	0	0	0	14,473	0	0	437,257
	McDonough	77,057	0	0	0	0	0	3,235	401,884
	Warren	39,543	0	0	0	6,550	0	0	187,661
9th.....	Circuit Total	354,013	0	0	0	33,289	0	3,235	1,500,369
10th.....	Marshall	14,718	0	0	0	0	0	0	63,867
	Peoria	541,172	0	0	0	1,437	210	0	2,286,428
	Putnam	24,996	0	0	0	0	0	418	63,116
	Stark	18,026	0	0	0	0	0	0	46,873
	Tazewell	246,952	0	0	0	0	0	0	1,014,392
10th.....	Circuit Total	845,864	0	0	0	1,437	210	418	3,474,676
11th.....	Ford	54,210	0	3,112	0	11,017	0	0	143,055
	Livingston	121,797	0	0	0	0	2,370	0	372,003
	Logan	84,901	0	0	0	3,975	0	0	226,182
	McLean	256,395	0	43,864	1,900	7,471	0	187,980	1,399,059
	Woodford	36,536	0	0	0	0	0	0	197,432
11th.....	Circuit Total	553,840	0	46,976	1,900	22,463	2,370	187,980	2,337,731

*Includes Substance Abuse Services Fund, Working Cash Fund, County Fund to Finance DUI Education, Arrestee's Medical Costs Fund, Records Automation Fund, Sexually Transmitted Disease Test Fund, Guardian ad litem, State Appellate Defender, Neutral Site Custody Exchange Fund and Children's Waiting Room Fund

**CIRCUIT CLERK
DISBURSEMENT OF FUNDS BY COUNTY
DECEMBER 1, 2013 - NOVEMBER 30, 2014**

CIRCUIT	COUNTY	FEES OF OTHERS (CONTINUED)							TOTAL FEES OF OTHERS*
		PROB. AND CT. SERV. FUND	DISPUTE RESOLU. FUND	MANDATORY ARBITRATION FEE	REJECTION OF AWARD	TESTING & ELECTRONIC MONITORING	COUNTY HEALTH FUND	TRAFFIC SAFETY SCHOOL	
12th.....	Will	916,561	0	204,584	16,800	0	0	403,391	5,568,422
12th.....	Circuit Total	916,561	0	204,584	16,800	0	0	403,391	5,568,422
13th.....	Bureau	28,227	0	0	0	320	0	2,926	147,814
	Grundy	75,851	14,920	0	0	570	0	0	371,854
	LaSalle	190,929	0	0	0	210	0	22,115	727,823
13th.....	Circuit Total	295,007	14,920	0	0	1,100	0	25,041	1,247,491
14th.....	Henry	104,459	0	11,192	0	26,996	0	0	491,641
	Mercer	41,581	0	3,584	0	0	0	0	123,344
	Rock Island	395,514	0	47,936	1,400	35,025	0	0	1,226,954
	Whiteside	166,653	0	23,952	200	0	0	0	546,431
14th.....	Circuit Total	708,207	0	86,664	1,600	62,021	0	0	2,388,370
15th.....	Carroll	15,650	0	0	0	598	0	15,450	108,432
	Jo Daviess	28,285	0	0	0	0	0	24,465	141,091
	Lee	98,881	0	0	0	1,724	0	48,828	385,767
	Ogle	154,819	0	0	0	0	0	74,750	577,933
	Stephenson	108,438	0	0	0	0	0	34,930	459,015
15th.....	Circuit Total	406,073	0	0	0	2,322	0	198,424	1,672,237
16th.....	Kane	785,815	0	133,061	13,300	54,836	0	440,347	6,099,687
16th.....	Circuit Total	785,815	0	133,061	13,300	54,836	0	440,347	6,099,687
17th.....	Boone	144,747	780	13,616	200	0	0	88,035	539,260
	Winnebago	315,431	0	96,064	8,800	0	0	160,654	2,099,542
17th.....	Circuit Total	460,178	780	109,680	9,000	0	0	248,689	2,638,802
18th.....	DuPage	1,986,286	0	273,689	0	20,613	0	0	6,561,082
18th.....	Circuit Total	1,986,286	0	273,689	0	20,613	0	0	6,561,082
19th.....	Lake	2,103,917	0	198,904	23,600	174,719	0	444,700	8,259,667
19th.....	Circuit Total	2,103,917	0	198,904	23,600	174,719	0	444,700	8,259,667
20th.....	Monroe	39,022	0	0	0	0	0	0	106,840
	Perry	60,455	0	0	0	0	0	0	182,599
	Randolph	42,164	0	0	0	0	0	0	162,949
	St.Clair	494,377	0	129,840	10,700	25,542	0	0	2,433,568
	Washington	16,135	0	0	0	0	0	0	82,587
20th.....	Circuit Total	652,153	0	129,840	10,700	25,542	0	0	2,968,543
21st.....	Iroquois	36,044	0	0	0	746	0	5,200	209,585
	Kankakee	18,145	4,290	0	0	0	0	33,218	664,914
21st.....	Circuit Total	54,189	4,290	0	0	746	0	38,418	874,500
22nd.....	McHenry	337,360	0	92,215	5,500	19,517	0	413,514	2,721,393
22nd.....	Circuit Total	337,360	0	92,215	5,500	19,517	0	413,514	2,721,393
23rd.....	DeKalb	237,072	0	0	0	679	0	96,397	977,360
	Kendall	156,114	0	0	0	28,838	0	65,335	734,018
23rd.....	Circuit Total	393,186	0	0	0	29,517	0	161,732	1,711,378
	Downstate Total	15,886,745	27,013	1,796,029	82,400	698,492	13,519	2,876,735	69,064,178
Cook	Cook County	746,574	177,074	2,548,955	483,580	0	321,838	1,569,655	31,519,128
	State Total	16,633,319	204,087	4,344,984	565,980	698,492	335,357	4,446,390	100,583,306

*Includes Substance Abuse Services Fund, Working Cash Fund, County Fund to Finance DUI Education, Arrestee's Medical Costs Fund, Records Automation Fund Sexually Transmitted Disease Test Fund, Guardian ad litem, State Appellate Defender, Neutral Site Custody Exchange Fund and Children's Waiting Room Fund

**CIRCUIT CLERK
DISBURSEMENT OF FUNDS BY COUNTY
DECEMBER 1, 2013 - NOVEMBER 30, 2014**

CIRCUIT	COUNTY	MISCELLANEOUS DISBURSEMENTS						
		RESTITUTION TO CRIME VICTIM	WORK RELEASE PAID TO COUNTY BOARD	WORK RELEASE PAID TO INDIVIDUALS	EXPENSES MINORS NEEDS	ABANDONED UNCLAIMED BAIL TO CTY.	ABANDONED UNCLAIMED PROP. TO STATE	DEPOSITS FROM JUD. SALES
1st.....	Alexander	14,484	0	0	0	0	0	0
	Jackson	134,456	684	0	0	14,401	2,817	0
	Johnson	22,102	0	0	0	0	0	0
	Massac	49,656	3,640	0	0	0	0	0
	Pope	13,343	0	0	0	0	0	0
	Pulaski	35,919	0	0	0	0	0	0
	Saline	52,578	0	0	0	0	0	0
	Union	92,186	68	0	0	0	132	0
	Williamson	132,930	0	0	0	0	0	0
1st.....	Circuit Total	547,654	4,392	0	0	14,401	2,949	0
2nd.....	Crawford	52,264	1,164	0	0	0	0	0
	Edwards	43,800	0	0	0	0	0	0
	Franklin	64,196	3,189	0	0	0	556	0
	Gallatin	10,868	0	0	0	0	0	0
	Hamilton	24,977	0	0	0	0	0	0
	Hardin	23,438	0	0	0	0	0	0
	Jefferson	86,944	68	0	0	0	0	0
	Lawrence	48,565	750	0	0	0	0	0
	Richland	75,907	0	0	0	0	138	0
	Wabash	48,259	0	0	0	8,994	0	0
	Wayne	24,014	300	0	0	0	156	0
	White	31,016	4,392	0	0	389	323	0
2nd.....	Circuit Total	534,248	9,863	0	0	9,383	1,172	0
3rd.....	Bond	21,191	0	0	0	0	0	0
	Madison	316,878	0	0	0	5,283	0	0
3rd.....	Circuit Total	338,069	0	0	0	5,283	0	0
4th.....	Christian	57,571	0	0	0	0	0	0
	Clay	38,055	0	0	0	0	0	0
	Clinton	119,612	27,441	0	0	0	2,367	0
	Effingham	232,209	0	0	0	0	342	0
	Fayette	74,766	0	0	0	0	0	0
	Jasper	22,632	0	0	0	819	0	0
	Marion	178,054	3,803	0	0	0	0	0
	Montgomery	125,848	150	0	0	0	620	0
	Shelby	46,632	7,195	0	0	0	0	0
4th.....	Circuit Total	895,378	38,589	0	0	819	3,329	0
5th.....	Clark	41,976	0	0	0	0	0	0
	Coles	178,374	1,171	0	0	0	5,445	37,131
	Cumberland	22,889	0	0	0	0	0	0
	Edgar	59,912	3,552	0	0	0	4,564	0
	Vermilion	112,897	0	0	0	0	0	0
5th.....	Circuit Total	416,048	4,723	0	0	0	10,009	37,131

**CIRCUIT CLERK
DISBURSEMENT OF FUNDS BY COUNTY
DECEMBER 1, 2013 - NOVEMBER 30, 2014**

CIRCUIT	COUNTY	MISCELLANEOUS DISBURSEMENTS						
		RESTITUTION TO CRIME VICTIM	WORK RELEASE PAID TO COUNTY BOARD	WORK RELEASE PAID TO INDIVIDUALS	EXPENSES MINORS NEEDS	ABANDONED UNCLAIMED BAIL TO CTY.	ABANDONED UNCLAIMED PROP. TO STATE	DEPOSITS FROM JUD. SALES
6th.....	Champaign	282,167	738	0	0	16,792	9,930	0
	DeWitt	22,296	1,706	0	0	0	0	0
	Douglas	54,194	6,650	0	0	0	0	0
	Macon	169,772	35,923	0	0	5,385	0	0
	Moultrie	13,979	5,810	0	0	1,359	3,262	0
	Piatt	23,107	961	0	0	0	0	0
6th.....	Circuit Total	565,514	51,788	0	0	23,536	13,192	0
7th.....	Greene	43,554	0	0	0	0	0	0
	Jersey	57,027	9,100	0	0	0	0	0
	Macoupin	106,328	4,791	0	0	0	0	0
	Morgan	38,672	620	0	0	6,425	0	0
	Sangamon	359,428	0	0	0	0	24,368	0
	Scott	11,113	265	0	0	0	0	0
7th.....	Circuit Total	616,123	14,776	0	0	6,425	24,368	0
8th.....	Adams	295,823	35,812	0	0	0	0	667,900
	Brown	3,515	0	0	0	0	3	0
	Calhoun	25,303	2,775	0	0	0	0	0
	Cass	75,649	3,284	0	0	897	7	0
	Mason	41,986	11,655	0	5,518	0	0	0
	Menard	27,746	0	0	0	0	0	0
	Pike	114,417	9,230	0	0	0	0	0
	Schuyler	22,451	10,253	0	0	0	0	0
8th.....	Circuit Total	606,888	73,009	0	5,518	897	10	667,900
9th.....	Fulton	95,101	6,756	0	0	0	712	0
	Hancock	33,043	2,551	0	2,450	9,492	0	0
	Henderson	24,594	2,153	0	0	5,850	8	0
	Knox	110,546	15,719	0	0	0	0	0
	McDonough	84,435	294	0	0	0	1,049	0
	Warren	31,478	0	0	602	0	0	0
9th.....	Circuit Total	379,198	27,472	0	3,052	15,342	1,769	0
10th.....	Marshall	51,781	120	0	0	0	0	0
	Peoria	296,569	0	0	0	0	7,201	0
	Putnam	29,194	0	0	0	0	0	0
	Stark	18,110	7,157	0	0	846	0	0
	Tazewell	170,533	37,435	0	0	4,854	10,610	0
10th.....	Circuit Total	566,187	44,712	0	0	5,700	17,811	0
11th.....	Ford	56,062	0	0	0	852	164	0
	Livingston	49,088	19,869	0	0	0	0	0
	Logan	57,254	4,554	0	0	0	5,349	0
	McLean	314,606	0	0	0	12,226	13,052	1,861,749
	Woodford	38,601	0	0	0	0	0	0
11th.....	Circuit Total	515,611	24,423	0	0	13,078	18,566	1,861,749

**CIRCUIT CLERK
DISBURSEMENT OF FUNDS BY COUNTY
DECEMBER 1, 2013 - NOVEMBER 30, 2014**

CIRCUIT	COUNTY	MISCELLANEOUS DISBURSEMENTS						
		RESTITUTION TO CRIME VICTIM	WORK RELEASE PAID TO COUNTY BOARD	WORK RELEASE PAID TO INDIVIDUALS	EXPENSES MINORS NEEDS	ABANDONED UNCLAIMED BAIL TO CTY.	ABANDONED UNCLAIMED PROP. TO STATE	DEPOSITS FROM JUD. SALES
12th.....	Will	1,166,655	0	0	0	36,505	71,383	0
12th.....	Circuit Total	1,166,655	0	0	0	36,505	71,383	0
13th.....	Bureau	12,669	0	0	0	1,677	0	0
	Grundy	90,687	0	0	0	618	0	0
	LaSalle	224,384	28,215	0	0	8,142	0	0
13th.....	Circuit Total	327,740	28,215	0	0	10,437	0	0
14th.....	Henry	60,649	37,052	0	0	0	0	0
	Mercer	161,232	8,165	0	17,698	0	0	0
	Rock Island	264,070	56,873	0	21,364	0	0	0
	Whiteside	134,264	12,580	0	26,626	0	0	0
14th.....	Circuit Total	620,215	114,670	0	65,688	0	0	0
15th.....	Carroll	34,257	4,616	0	394	0	0	0
	Jo Daviess	28,304	24,193	21,024	0	0	0	0
	Lee	52,431	11,026	0	550	0	0	0
	Ogle	126,464	19,854	0	13,427	0	5,049	0
	Stephenson	103,571	23,852	0	0	0	412	0
15th.....	Circuit Total	345,027	83,541	21,024	14,371	0	5,461	0
16th.....	Kane	758,449	0	0	0	131,054	278,296	0
16th.....	Circuit Total	758,449	0	0	0	131,054	278,296	0
17th.....	Boone	57,854	0	0	0	0	3,873	0
	Winnebago	477,000	119,070	0	0	0	0	535,961
17th.....	Circuit Total	534,854	119,070	0	0	0	3,873	535,961
18th.....	DuPage	1,263,624	174,811	0	0	0	0	0
18th.....	Circuit Total	1,263,624	174,811	0	0	0	0	0
19th.....	Lake	1,438,357	17,202	0	2,930	0	47,628	0
19th.....	Circuit Total	1,438,357	17,202	0	2,930	0	47,628	0
20th.....	Monroe	59,244	0	0	0	0	507	0
	Perry	42,407	0	0	0	0	0	0
	Randolph	116,607	0	0	0	0	56	0
	St. Clair	132,491	0	0	0	8,235	0	0
	Washington	46,549	0	0	0	0	68	0
20th.....	Circuit Total	397,298	0	0	0	8,235	632	0
21st.....	Iroquois	46,438	0	0	0	745	563	0
	Kankakee	35,722	12,145	0	0	23,960	1,414	0
21st.....	Circuit Total	82,160	12,145	0	0	24,705	1,977	0
22nd.....	McHenry	441,854	10,388	0	0	13,392	3,359	53,684
22nd.....	Circuit Total	441,854	10,388	0	0	13,392	3,359	53,684
23rd.....	DeKalb	206,406	0	0	0	8,251	0	0
	Kendall	278,856	28,462	0	0	0	8,821	0
23rd.....	Circuit Total	485,262	28,462	0	0	8,251	8,821	0
	Downstate Total	13,842,414	882,250	21,024	91,558	327,441	514,605	3,156,425
Cook	Cook County	1,282,376	0	0	0	2,624,180	291,324	4,088,937
	State Total	15,124,790	882,250	21,024	91,558	2,951,621	805,929	7,245,362

**CIRCUIT CLERK
DISBURSEMENT OF FUNDS BY COUNTY
DECEMBER 1, 2013 - NOVEMBER 30, 2014**

CIRCUIT	COUNTY	MISCELLANEOUS DISBURSEMENTS (CONTINUED)						GRAND TOTAL ALL FUNDS DISBURSED
		DEPOSITS ALL OTHER CATEGORIES	REIM. LOCAL ANTI-CRIME PROGRAM	BAIL REFUNDS	OTHER REFUNDS	OTHER DISBURSE- MENTS	TOTAL MISCELLANEOUS DISBURSEMENTS	
1st.....	Alexander	0	0	0	0	9,530	24,014	1,445,504
	Jackson	0	0	434,815	0	31,409	618,582	7,240,793
	Johnson	0	0	25,785	2,270	643	50,801	1,543,562
	Massac	0	0	37,586	0	0	90,882	2,592,688
	Pope	0	0	15,326	507	10,266	39,442	473,406
	Pulaski	0	470	54,520	0	0	90,909	3,154,505
	Saline	0	0	124,519	0	10,289	187,386	4,023,946
	Union	0	12,622	106,041	0	9,387	220,436	2,463,465
	Williamson	90,842	7,964	332,596	724	0	565,056	11,596,679
1st.....	Circuit Total	90,842	21,056	1,131,189	3,501	71,524	1,887,507	34,534,547
2nd.....	Crawford	0	2,684	66,071	1,856	52,615	176,655	3,184,733
	Edwards	0	10,929	11,185	0	4,134	70,048	1,000,498
	Franklin	0	205,525	156,596	812	27,010	457,884	6,271,515
	Gallatin	0	2,803	20,205	0	245	34,121	886,621
	Hamilton	0	4,374	9,395	81	2,121	40,948	1,767,474
	Hardin	0	0	11,649	0	5,315	40,401	518,261
	Jefferson	0	100	22,240	0	38,105	147,457	6,108,913
	Lawrence	0	0	124,468	0	21,066	194,849	2,148,024
	Richland	0	284	63,958	0	0	140,286	2,912,784
	Wabash	0	10,884	39,860	790	17,209	125,995	2,307,929
	Wayne	0	12,380	120,734	313	525	158,422	2,435,750
	White	0	30,555	71,068	179	1,551	139,473	2,948,266
2nd.....	Circuit Total	0	280,518	717,427	4,031	169,897	1,726,539	32,490,768
3rd.....	Bond	0	300	107,508	0	22,529	151,528	2,863,587
	Madison	0	0	1,424,363	59,048	444,961	2,250,533	37,873,852
3rd.....	Circuit Total	0	300	1,531,871	59,048	467,490	2,402,061	40,737,439
4th.....	Christian	0	6,147	398,329	0	19,776	481,823	5,809,456
	Clay	0	0	27,103	559	110	65,827	2,125,958
	Clinton	267	1,550	125,704	1,852	13,468	292,261	3,907,196
	Effingham	0	3,400	157,341	0	7,928	401,219	5,427,175
	Fayette	0	0	315,719	0	20,284	410,769	3,765,985
	Jasper	0	0	34,059	628	36	58,174	991,713
	Marion	0	1,574	181,156	1,605	5,552	371,744	6,612,363
	Montgomery	0	16,225	171,996	0	10,504	325,343	4,827,038
	Shelby	736	2,595	63,493	2,096	20,288	143,035	3,094,208
4th.....	Circuit Total	1,003	31,490	1,474,901	6,739	97,948	2,550,195	36,561,094
5th.....	Clark	0	802	24,953	165	9,050	76,946	2,558,356
	Coles	0	8,469	301,638	0	66,740	598,968	7,440,441
	Cumberland	0	0	30,518	20	25,496	78,923	1,706,888
	Edgar	0	0	45,744	0	1,540	115,311	2,429,680
	Vermilion	0	3,779	934,854	0	0	1,051,530	12,936,082
5th.....	Circuit Total	0	13,050	1,337,706	185	102,826	1,921,678	27,071,447

**CIRCUIT CLERK
DISBURSEMENT OF FUNDS BY COUNTY
DECEMBER 1, 2013 - NOVEMBER 30, 2014**

CIRCUIT	COUNTY	MISCELLANEOUS DISBURSEMENTS (CONTINUED)						GRAND TOTAL ALL FUNDS DISBURSED
		DEPOSITS ALL OTHER CATEGORIES	REIM. LOCAL ANTI-CRIME PROGRAM	BAIL REFUNDS	OTHER REFUNDS	OTHER DISBURSE- MENTS	TOTAL MISCELLANEOUS DISBURSEMENTS	
6th.....	Champaign	381,992	11,778	1,020,760	53,526	386,803	2,164,486	23,880,566
	DeWitt	0	8,140	69,212	0	20,904	122,257	2,733,737
	Douglas	16,625	1,144	35,059	955	1,802	116,428	2,603,919
	Macon	0	11,459	1,406,210	2,280	224,754	1,855,783	22,799,566
	Moultrie	27,479	0	21,333	282	13,610	87,114	2,419,072
	Piatt	0	0	74,596	918	4,619	104,201	2,372,996
6th.....	Circuit Total	426,096	32,521	2,627,170	57,960	652,491	4,450,269	56,809,857
7th.....	Greene	0	0	39,090	954	31,121	114,719	1,942,440
	Jersey	0	0	81,705	859	124,081	272,772	2,962,642
	Macoupin	0	13,534	363,716	0	4,672	493,041	6,104,157
	Morgan	0	10,337	42,581	1,960	17,678	118,272	5,569,061
	Sangamon	126,322	8,310	1,354,908	58,254	110,493	2,042,083	33,889,059
	Scott	0	300	10,895	397	29,207	52,178	781,609
7th.....	Circuit Total	126,322	32,481	1,892,894	62,424	317,251	3,093,065	51,248,968
8th.....	Adams	0	15,369	160,732	176	106,722	1,282,534	13,288,016
	Brown	0	0	4,076	0	6,027	13,620	1,123,020
	Calhoun	0	0	9,638	0	13,550	51,265	553,020
	Cass	0	0	11,357	312	653	92,159	2,359,212
	Mason	0	3,269	35,821	1,249	59	99,557	2,521,229
	Menard	0	2,549	41,315	0	0	71,610	2,056,423
	Pike	0	25,914	53,504	2,232	6,698	211,995	3,192,938
	Schuyler	0	0	72,058	260	130,861	235,883	1,553,277
8th.....	Circuit Total	0	47,102	388,501	4,229	264,569	2,058,622	26,647,136
9th.....	Fulton	0	0	66,669	2,517	30	171,785	6,997,936
	Hancock	0	2,846	20,854	4,234	28,725	104,195	2,655,583
	Henderson	0	85	16,534	1,204	27,275	77,703	1,486,639
	Knox	283,186	889	162,473	14,133	111,361	698,306	10,647,668
	McDonough	0	2,625	126,710	0	77,536	292,649	5,846,713
	Warren	0	578	31,459	8,930	26,750	99,797	3,360,061
9th.....	Circuit Total	283,186	7,023	424,698	31,018	271,677	1,444,435	30,994,600
10th.....	Marshall	34	0	22,962	237	3,400	78,534	1,826,180
	Peoria	0	34,197	473,959	25,989	164,053	1,001,967	30,883,447
	Putnam	0	4,104	7,343	0	2,851	43,492	1,276,785
	Stark	0	0	6,783	711	5,125	38,731	860,200
	Tazewell	0	0	413,117	6,520	93,479	736,547	24,488,123
10th.....	Circuit Total	34	38,301	924,164	33,457	268,908	1,899,272	59,334,736
11th.....	Ford	0	4,183	61,486	1,001	457	124,205	1,768,399
	Livingston	0	0	142,964	823	79,329	292,073	7,174,293
	Logan	0	11,305	100,111	1,797	136,498	316,868	4,807,195
	McLean	0	67,911	479,951	64,577	190,152	3,004,224	31,745,671
	Woodford	0	0	165,355	681	189,417	394,054	5,549,947
11th.....	Circuit Total	0	83,400	949,867	68,879	595,853	4,131,424	51,045,505

**CIRCUIT CLERK
DISBURSEMENT OF FUNDS BY COUNTY
DECEMBER 1, 2013 - NOVEMBER 30, 2014**

CIRCUIT	COUNTY	MISCELLANEOUS DISBURSEMENTS (CONTINUED)						TOTAL MISCELLANEOUS DISBURSEMENTS	GRAND TOTAL ALL FUNDS DISBURSED
		DEPOSITS ALL OTHER CATEGORIES	REIM. LOCAL ANTI-CRIME PROGRAM	BAIL REFUNDS	OTHER REFUNDS	OTHER DISBURSE- MENTS			
12th.....	Will	0	0	3,388,823	672,532	1,727,989	7,063,888	106,948,453	
12th.....	Circuit Total	0	0	3,388,823	672,532	1,727,989	7,063,888	106,948,453	
13th.....	Bureau	0	1,300	121,975	484	37,390	175,495	5,240,410	
	Grundy	0	7,300	287,139	0	0	385,744	8,979,472	
	LaSalle	0	0	1,066,621	0	187,432	1,514,793	19,377,279	
13th.....	Circuit Total	0	8,600	1,475,735	484	224,822	2,076,032	33,597,161	
14th.....	Henry	29,550	1,993	183,070	0	0	312,314	9,158,781	
	Mercer	0	14,579	52,684	0	0	254,358	2,490,817	
	Rock Island	0	7,316	788,045	0	44,251	1,181,919	27,182,638	
	Whiteside	0	5,824	206,452	1,908	823	388,476	11,693,066	
14th.....	Circuit Total	29,550	29,713	1,230,252	1,908	45,074	2,137,068	50,525,302	
15th.....	Carroll	0	250	44,022	1,350	595	85,484	1,879,239	
	Jo Daviess	0	0	70,180	0	9,296	152,997	1,996,813	
	Lee	0	11,839	191,893	3,188	63,172	334,100	6,074,045	
	Ogle	0	8,193	236,217	840	0	410,043	8,614,876	
	Stephenson	0	8,723	89,704	2,088	15,370	243,719	6,721,555	
15th.....	Circuit Total	0	29,005	632,016	7,466	88,433	1,226,343	25,286,529	
16th.....	Kane	0	0	1,746,437	63,775	838,374	3,816,384	72,770,661	
16th.....	Circuit Total	0	0	1,746,437	63,775	838,374	3,816,384	72,770,661	
17th.....	Boone	0	40,403	268,407	0	0	370,536	9,582,427	
	Winnebago	0	2,569	1,525,746	78,352	447,265	3,185,962	43,289,196	
17th.....	Circuit Total	0	42,971	1,794,152	78,352	447,265	3,556,498	52,871,623	
18th.....	DuPage	0	159,134	9,915,168	990,090	1,759,254	14,262,081	139,754,715	
18th.....	Circuit Total	0	159,134	9,915,168	990,090	1,759,254	14,262,081	139,754,715	
19th.....	Lake	0	82,115	5,184,313	165,181	7,140	6,944,866	83,603,043	
19th.....	Circuit Total	0	82,115	5,184,313	165,181	7,140	6,944,866	83,603,043	
20th.....	Monroe	0	0	134,431	0	9,377	203,559	3,861,271	
	Perry	0	53,988	270,895	0	65,528	432,818	3,769,121	
	Randolph	0	0	70,625	4,788	5,011	197,087	5,191,518	
	St. Clair	538,807	0	2,370,984	14,917	564,857	3,630,291	42,399,672	
	Washington	0	0	30,662	0	48,852	126,131	1,786,095	
20th.....	Circuit Total	538,807	53,988	2,877,597	19,704	693,625	4,589,886	57,007,677	
21st.....	Iroquois	0	0	45,245	0	67,177	160,168	3,265,400	
	Kankakee	0	5,184	1,549,671	0	369,221	1,997,318	16,957,181	
21st.....	Circuit Total	0	5,184	1,594,916	0	436,398	2,157,486	20,222,580	
22nd.....	McHenry	124,311	219,532	1,339,972	85,182	251,232	2,542,905	46,268,049	
22nd.....	Circuit Total	124,311	219,532	1,339,972	85,182	251,232	2,542,905	46,268,049	
23rd.....	DeKalb	0	2,907	716,524	0	238,804	1,172,892	15,369,894	
	Kendall	0	0	692,948	8,802	131,976	1,149,865	16,714,048	
23rd.....	Circuit Total	0	2,907	1,409,472	8,802	370,780	2,322,757	32,083,941	
	Downstate Total	1,620,149	1,220,390	45,989,240	2,424,948	10,170,815	80,261,261	1,168,415,832	
Cook	Cook County	18,385,962	0	52,825,084	0	230,889	79,728,752	509,291,840	
	State Total	20,006,111	1,220,390	98,814,324	2,424,948	10,401,704	159,990,013	1,677,707,672	

MANDATORY ARBITRATION

Mandatory Arbitration Program Statistics



In Illinois, court-annexed arbitration is a mandatory, non-binding, non-court procedure designed to resolve civil disputes by utilizing a neutral third party, called an arbitration panel. Mandatory arbitration applies rules of evidence and procedure which are less formal than those followed in trial courts and usually leads to more timely and less expensive resolution of disputes. An arbitration panel can recommend, but not impose, a decision. In the exercise of its general administrative and supervisory authority over Illinois courts, Supreme Court rules prescribe actions which are subject to mandatory arbitration. The rules address a range of operational procedures including: appointment, qualifications, and compensation of arbitrators; scheduling of hearings; discovery process; conduct of hearings; absence of a party; award and judgment on an award; rejection of an award; and form of oath, award and notice of award. In the sixteen jurisdictions approved by the Supreme Court to operate such programs, all civil cases filed in which the amount of monetary damages being sought falls within the program's jurisdictional limit, are subject to the arbitration process. These modest sized claims are amenable to closer management and quicker resolution by using a less formal alternative process than a typical trial court proceeding.

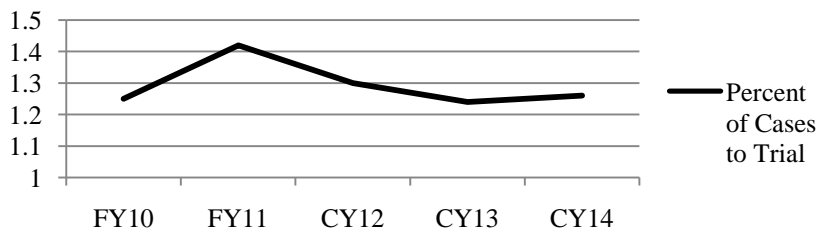
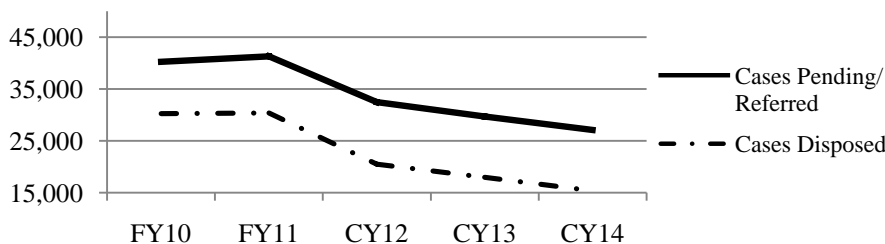
Explanations for Data Listed In the Below Charts:

- Cases Pending/Referred to Arbitration - number of cases filed and pending in arbitration program as of a certain date.
- Pre-Hearing Dispositions - number of cases disposed prior to an arbitration hearing.
- Arbitration Hearings - number of cases that had an arbitration hearing.
- Awards Accepted - number of arbitration awards that were accepted by a party.
- Post-Hearing Dispositions - number of cases disposed after an arbitration hearing.
- Awards Rejected - number of arbitration awards rejected by a party.
- Post-Rejection Dispositions – number of cases disposed after an award was rejected by a party.
- Arbitration Cases Proceeding to Trial - number of cases that went to trial after an award was rejected.

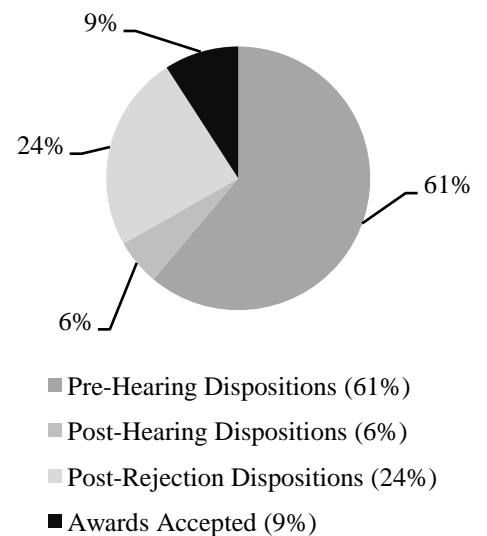
CY2014 Statewide Caseload

Cases Pending/Referred to Arbitration	27,120
Pre-Hearing Dispositions	9,391
Arbitration Hearings	5,995
Awards Accepted	1,404

Post-Hearing Dispositions	868
Awards Rejected	3,123
Post-Rejection Dispositions	3,703
Arbitration Cases Proceeding to Trial	306



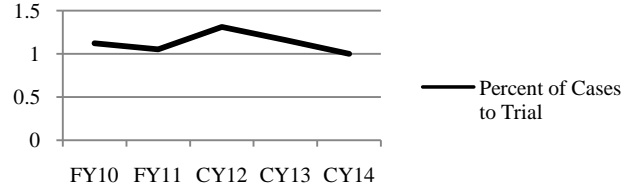
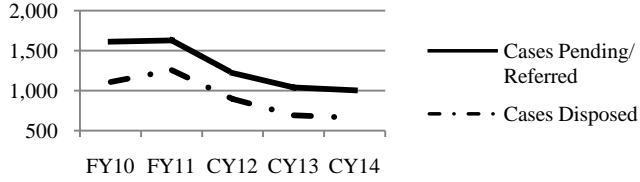
CY2014 Case Dispositions



CY2014 Circuit Caseload

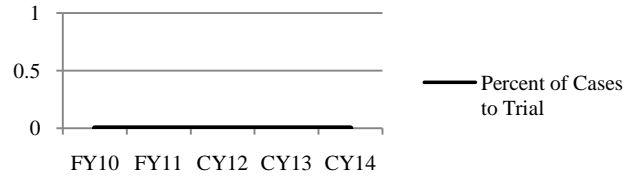
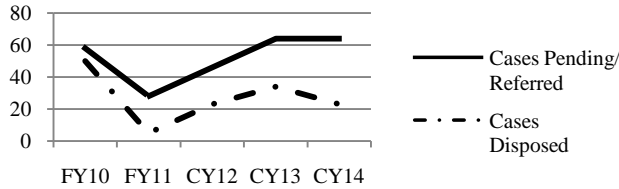
Third Judicial Circuit - Madison County

Cases Pending/Referred to Arbitration	1,005	Post-Hearing Dispositions	20
Pre-Hearing Dispositions	566	Awards Rejected	41
Arbitration Hearings	110	Post-Rejection Dispositions	29
Awards Accepted	46	Arbitration Cases Proceeding to Trial	10




Eleventh Judicial Circuit - Ford County

Cases Pending/Referred to Arbitration	64	Post-Hearing Dispositions	0
Pre-Hearing Dispositions	23	Awards Rejected	0
Arbitration Hearings	1	Post-Rejection Dispositions	0
Awards Accepted	0	Arbitration Cases Proceeding to Trial	0



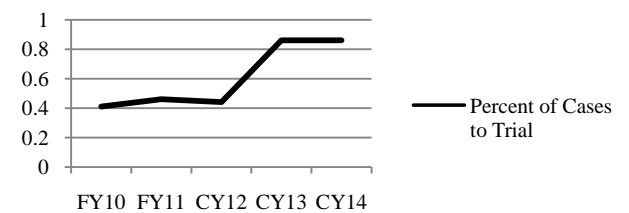
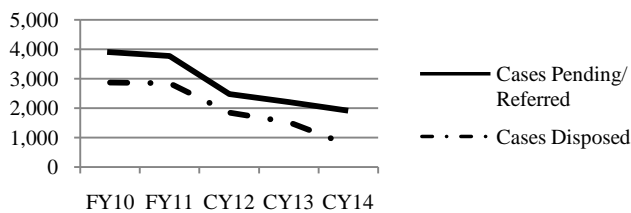
Eleventh Judicial Circuit - McLean County

Cases Pending/Referred to Arbitration	607	Post-Hearing Dispositions	5
Pre-Hearing Dispositions	330	Awards Rejected	7
Arbitration Hearings	35	Post-Rejection Dispositions	2
Awards Accepted	17	Arbitration Cases Proceeding to Trial	2



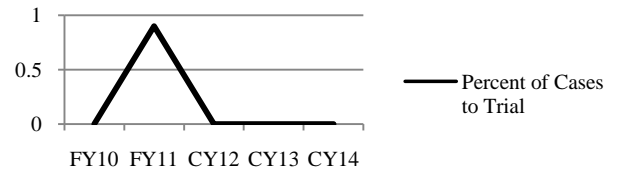
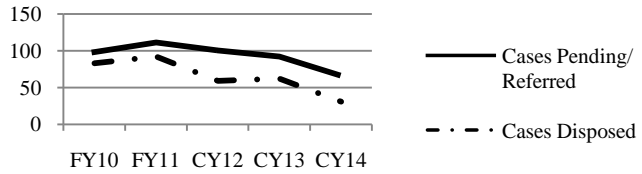
Twelfth Judicial Circuit - Will County

Cases Pending/Referred to Arbitration	1,907	Post-Hearing Dispositions	44
Pre-Hearing Dispositions	649	Awards Rejected	62
Arbitration Hearings	156	Post-Rejection Dispositions	30
Awards Accepted	26	Arbitration Cases Proceeding to Trial	4




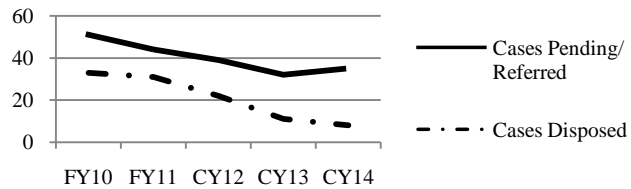
Fourteenth Judicial Circuit - Henry County

Cases Pending/Referred to Arbitration	66	Post-Hearing Dispositions	0
Pre-Hearing Dispositions	31	Awards Rejected	1
Arbitration Hearings	1	Post-Rejection Dispositions	0
Awards Accepted	0	Arbitration Cases Proceeding to Trial	0



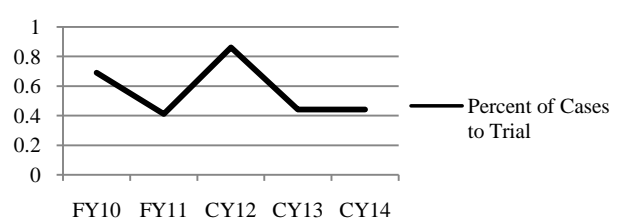
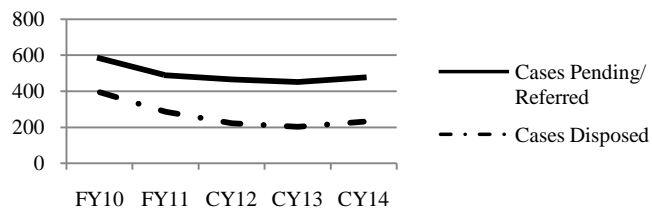
Fourteenth Judicial Circuit - Mercer County

Cases Pending/Referred to Arbitration	35	Post-Hearing Dispositions	1
Pre-Hearing Dispositions	6	Awards Rejected	0
Arbitration Hearings	2	Post-Rejection Dispositions	0
Awards Accepted	1	Arbitration Cases Proceeding to Trial	0





Fourteenth Judicial Circuit - Rock Island County

Cases Pending/Referred to Arbitration	477	Post-Hearing Dispositions	19
Pre-Hearing Dispositions	197	Awards Rejected	4
Arbitration Hearings	32	Post-Rejection Dispositions	11
Awards Accepted	3	Arbitration Cases Proceeding to Trial	5



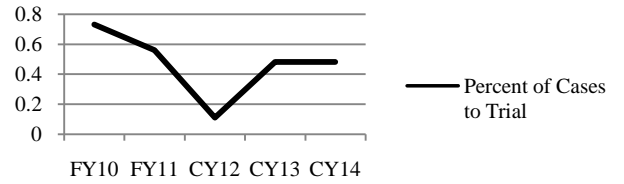

Fourteenth Judicial Circuit - Whiteside County

Cases Pending/Referred to Arbitration	158	Post-Hearing Dispositions	2
Pre-Hearing Dispositions	103	Awards Rejected	1
Arbitration Hearings	4	Post-Rejection Dispositions	0
Awards Accepted	1	Arbitration Cases Proceeding to Trial	0



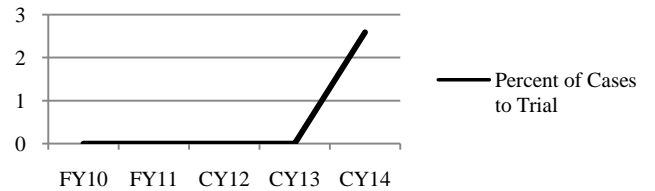
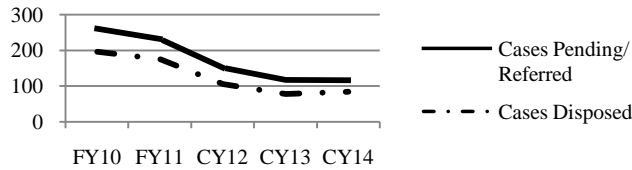
Sixteenth Judicial Circuit - Kane County

Cases Pending/Referred to Arbitration	1,665	Post-Hearing Dispositions	31
Pre-Hearing Dispositions	49	Awards Rejected	42
Arbitration Hearings	130	Post-Rejection Dispositions	56
Awards Accepted	33	Arbitration Cases Proceeding to Trial	8



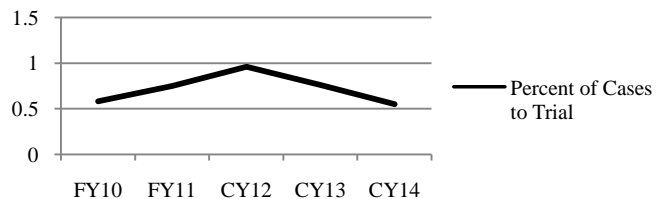
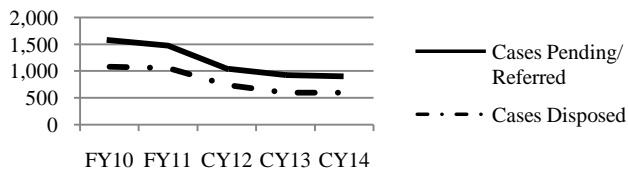
Seventeenth Judicial Circuit - Boone County

Cases Pending/Referred to Arbitration	116	Post-Hearing Dispositions	2
Pre-Hearing Dispositions	74	Awards Rejected	1
Arbitration Hearings	6	Post-Rejection Dispositions	4
Awards Accepted	4	Arbitration Cases Proceeding to Trial	3



Seventeenth Judicial Circuit - Winnebago County

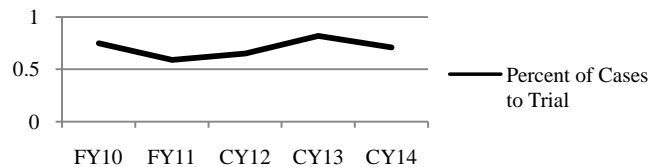
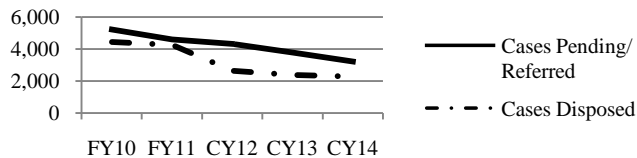
Cases Pending/Referred to Arbitration	901	Post-Hearing Dispositions	19
Pre-Hearing Dispositions	528	Awards Rejected	38
Arbitration Hearings	70	Post-Rejection Dispositions	36
Awards Accepted	15	Arbitration Cases Proceeding to Trial	5



Note: New local rule provides that small claims cases with jury demands be transferred into arbitration.

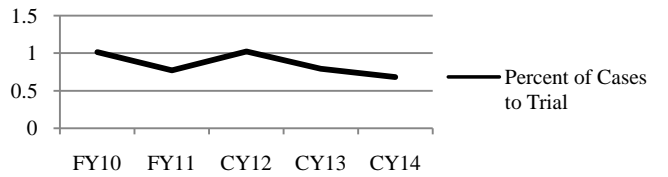
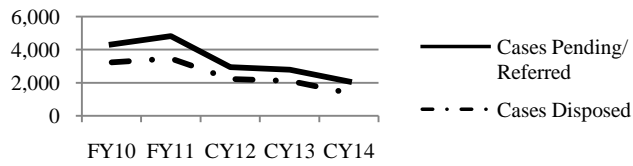
Eighteenth Judicial Circuit - DuPage County

Cases Pending/Referred to Arbitration	3,225	Post-Hearing Dispositions	51
Pre-Hearing Dispositions	2,011	Awards Rejected	130
Arbitration Hearings	249	Post-Rejection Dispositions	130
Awards Accepted	79	Arbitration Cases Proceeding to Trial	23



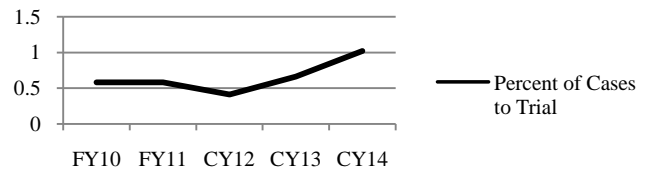
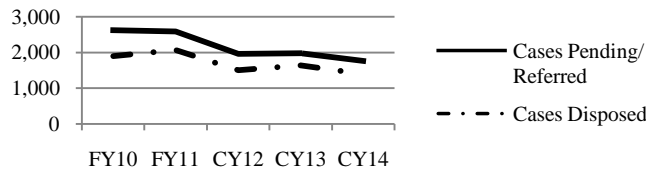
Nineteenth Judicial Circuit - Lake County

Cases Pending/Referred to Arbitration	2,059	Post-Hearing Dispositions	34
Pre-Hearing Dispositions	1,168	Awards Rejected	104
Arbitration Hearings	216	Post-Rejection Dispositions	93
Awards Accepted	78	Arbitration Cases Proceeding to Trial	14



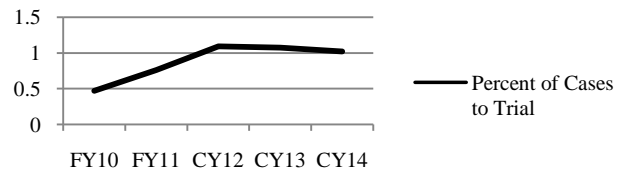
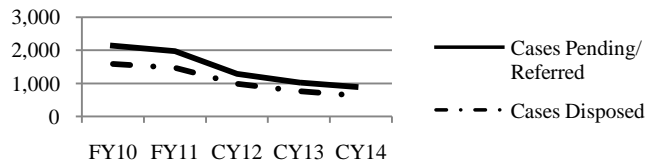
Twentieth Judicial Circuit - St. Clair County

Cases Pending/Referred to Arbitration	1,759	Post-Hearing Dispositions	21
Pre-Hearing Dispositions	1,259	Awards Rejected	40
Arbitration Hearings	119	Post-Rejection Dispositions	55
Awards Accepted	57	Arbitration Cases Proceeding to Trial	18



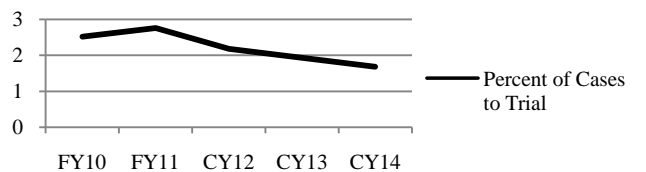
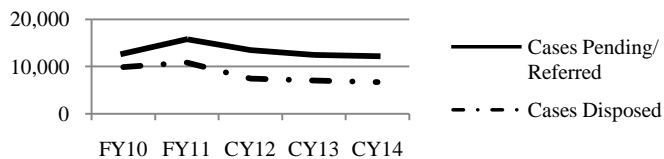
Twenty-Second Judicial Circuit - McHenry County

Cases Pending/Referred to Arbitration	879	Post-Hearing Dispositions	11
Pre-Hearing Dispositions	556	Awards Rejected	35
Arbitration Hearings	62	Post-Rejection Dispositions	31
Awards Accepted	22	Arbitration Cases Proceeding to Trial	9



Circuit Court of Cook County

Cases Pending/Referred to Arbitration	12,197	Post-Hearing Dispositions	608
Pre-Hearing Dispositions	1,841	Awards Rejected	2,617
Arbitration Hearings	4,802	Post-Rejection Dispositions	3,226
Awards Accepted	1,022	Arbitration Cases Proceeding to Trial	205



2014 Mandatory Arbitration Program Statistics
Average Award Amounts and Average Number of Days (By Case Type)

Arbitration Program		Automobile/ Subrogation	Collections	Contracts	Liability/Tort	Property Damage	Personal Injury	Other
Boone	Average Award	\$17,415.88	\$15,341.33	\$16,610.00			\$22,626.86	
	Average Number of Days	335.8	179.5	263.9		816	582.4	159.1
Cook	Average Award	\$7,470.80		3877.73*	\$3,574.13	\$3,413.74	\$6,454.37	\$4,333.07
	Average Number of Days	226.3		181.4*	217.5	197.3	221.9	209.8
DuPage	Average Award	\$9,545.42		\$13,478.24	\$9,244.57			\$12,828.52
	Average Number of Days	324.6	169	177	317			324.5
Ford	Average Award							
	Average Number of Days		85.7	136.1				82
Henry	Average Award							
	Average Number of Days	516						237.2
Kane	Average Award	\$5,856.37	\$2,542.50	\$9,911.35	\$7,904.70	\$10,356.00	\$6,477.55	
	Average Number of Days	357.6	244	475	522.5	277	592	658
Lake	Average Award	\$7,044.11	\$16,132.76	\$11,624.47	\$8,663.06	\$2,416.64	\$13,360.88	\$2,177.10
	Average Number of Days	298.6	371.9	119.7	151.6	227.8	444.2	230.6
Madison	Average Award	\$21,907.91	\$8,295.96	\$12,291.84	\$6,600.00	\$6,844.72	\$13,878.84	\$4,592.36
	Average Number of Days	397.6	306.5	327	491	381.6	330.9	162.2
McHenry	Average Award	\$8,597.53	\$9,425.33	\$10,581.72		\$8,693.84	\$15,150.53	\$969.65
	Average Number of Days	344.9	202.7	190.1		351.2	485.4	154.8
McLean	Average Award	\$17,157.05	\$9,860.32	\$18,893.77			\$9,800.00	\$13,124.93
	Average Number of Days	655.2	220.5	252.4		194.4	375.8	372.2
Mercer	Average Award			\$0.00			\$12,750.00	
	Average Number of Days			303			616	220.2
Rock Island	Average Award	\$8,150.00	\$14,769.10	\$9,831.25	\$0.00	\$14,413.57	\$10,691.52	\$19,962.25
	Average Number of Days	257	117.5	346.5	638	169.5	426.27	198.6
St. Clair	Average Award	\$11,304.18	\$8,044.47	\$4,243.17	\$8,516.79	\$3,699.39	\$16,976.11	\$10,806.68
	Average Number of Days	193.9	131.6	190.7		208.1	252.4	197.3
Whiteside	Average Award	\$25,294.10					\$0.00	
	Average Number of Days	222					1029	199.3
Will	Average Award	\$15,749.08	\$12,308.10	\$14,921.51			\$2,834.28	\$5,571.67
	Average Number of Days	368.1	108.4	210.9		69	473.5	310.1
Winnebago	Average Award	\$6,006.33	\$4,006.92	\$6,936.23		\$3,387.00	\$15,635.71	\$12,500.00
	Average Number of Days	164	118.3	136.8		227.6	409.6	241.6

*This figure includes Collections and Contracts.

ADULT AND JUVENILE PROBATION

AND

SUPERVISED PRETRIAL RELEASE

ABBREVIATIONS

Explanations for abbreviations used in column headings in this section are explained below.

Admin.	<u>Administrative Cases</u> : Cases still active but not under direct supervision.
PSI	<u>Presentence Investigation</u> : A comprehensive written background investigation report on a convicted offender prepared by the probation department to provide information to the court to determine an appropriate sentence.
Abbrev. PSI	<u>Abbreviated Presentence Investigation</u> : Sometimes referred to as a “short form” presentence investigation, this is a less-comprehensive report permitted in less serious (i.e., misdemeanor) criminal cases.
IPS	<u>Intensive Probation Supervision Program</u> : A highly structured, surveillance oriented, prison diversion program for non-violent felony offenders sentenced to probation. <u>Intake</u> – Level of supervision, equal to that of Level 1, for the first 30-60 days within the program. <u>Level 1</u> – Highest level of supervision contacts per week, based on an assessment of high risk, for offenders sentenced to IPS. <u>Level 2</u> – Less frequent level of supervision contacts per week, based on an assessment of moderate risk, for offenders sentenced to IPS. <u>Level 3</u> – Lowest level of supervision contacts per week, based on documented improvement of performance by offenders within the program.
CUS	<u>Continued Under Supervision</u> : A juvenile case which is under court order and probation supervision without a formal finding of delinquency.
Spec. DUI	<u>Maximum</u> - Evaluated at Level II with prior DUI or Level III by a licensed DASA evaluator and ordered to supervision by the court, with substance abuse treatment as a condition, for between 90 and up to 180 days. <u>Aftercare</u> – Cases successfully completing maximum supervision period but still under the DUI officer's caseload for the court ordered term of supervision.

Active Adult Caseload
(As of December 31, 2014)

Circuit	County	Felony	Misd.	DUI	Traffic	Total	Admin.
1st	Alexander	72	19	5	27	123	88
	Jackson	366	191	117	64	738	225
	Johnson	30	40	9	3	82	50
	Massac	145	64	33	23	265	292
	Pope	25	8	4	6	43	25
	Pulaski	56	17	4	3	80	70
	Saline	261	79	70	10	420	92
	Union	94	66	57	12	229	39
	Williamson	319	194	234	105	852	129
1st Circuit Total		1,368	678	533	253	2,832	1,010
2nd	Crawford	81	19	6	1	107	180
	Edwards	40	38	7	0	85	19
	Franklin	350	177	20	5	552	97
	Gallatin	44	25	3	0	72	11
	Hamilton	34	7	0	2	43	25
	Hardin	19	40	1	0	60	14
	Jefferson	299	49	42	26	416	98
	Lawrence	94	68	3	7	172	137
	Richland	129	36	7	1	173	34
	Wabash	104	39	11	1	155	7
	Wayne	97	51	15	7	170	57
	White	70	17	0	9	96	39
	2nd Circuit Total		1,361	566	115	59	2,101
3rd	Bond	115	49	36	14	214	93
	Madison	1,316	161	195	0	1,672	921
3rd Circuit Total		1,431	210	231	14	1,886	1,014
4th	Christian	170	129	102	14	415	53
	Clay	127	56	54	10	247	77
	Clinton	102	54	63	6	225	187
	Effingham	163	169	221	73	626	228
	Fayette	173	111	76	3	363	380
	Jasper	58	57	28	1	144	17
	Marion	354	193	181	12	740	228
	Montgomery	108	275	147	0	530	157
	Shelby	97	79	29	0	205	243
4th Circuit Total		1,352	1,123	901	119	3,495	1,570
5th	Clark	90	25	2	0	117	44
	Coles	438	84	52	6	580	600
	Cumberland	57	20	6	4	87	61
	Edgar	121	41	3	1	166	48
	Vermilion	437	161	36	10	644	112
5th Circuit Total		1,143	331	99	21	1,594	865
6th	Champaign	916	199	208	32	1,355	450
	DeWitt	69	46	48	10	173	154
	Douglas	59	36	53	8	156	121
	Macon	1,095	392	7	0	1,494	607
	Moultrie	37	25	36	15	113	38
	Piatt	44	70	48	25	187	27
6th Circuit Total		2,220	768	400	90	3,478	1,397

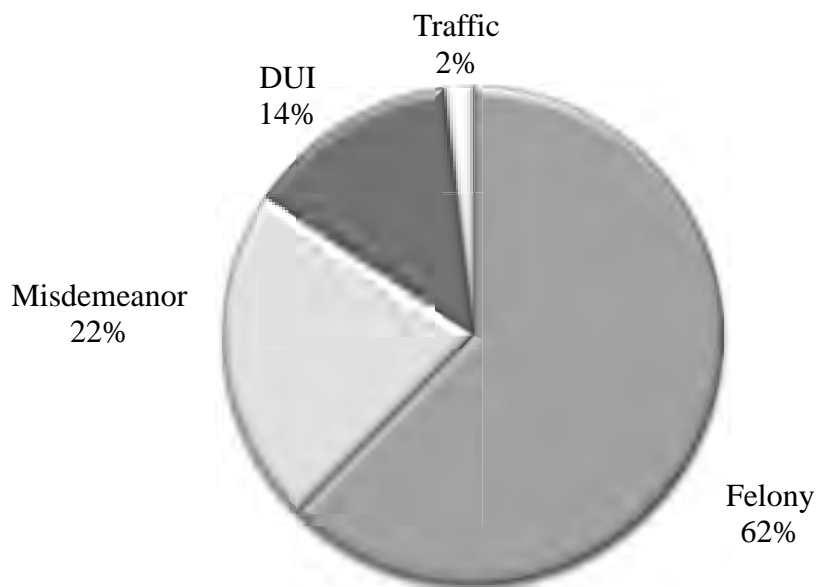
Active Adult Caseload
(As of December 31, 2014)

Circuit	County	Felony	Misd.	DUI	Traffic	Total	Admin.
7th	Greene/Scott	102	122	26	2	252	106
	Jersey	77	11	5	2	95	32
	Macoupin	210	65	139	1	415	113
	Morgan	151	133	57	3	344	179
	Sangamon	725	345	39	2	1,111	1,324
7th Circuit Total		1,265	676	266	10	2,217	1,754
8th	Adams	498	104	159	4	765	138
	Brown	31	32	11	6	80	4
	Calhoun	22	12	4	3	41	15
	Cass	87	58	41	7	193	103
	Mason	93	65	22	6	186	46
	Menard	29	28	10	1	68	97
	Pike	129	76	38	10	253	151
	Schuyler	39	41	31	2	113	5
8th Circuit Total		928	416	316	39	1,699	559
9th	Fulton	144	44	7	3	198	54
	Hancock	44	0	2	2	48	16
	Henderson	19	8	0	1	28	23
	Knox	232	52	20	7	311	111
	McDonough	90	8	5	1	104	102
	Warren	53	13	5	2	73	29
9th Circuit Total		582	125	39	16	762	335
10th	Marshall	46	34	9	8	97	147
	Peoria	971	338	28	37	1,374	3,336
	Putnam	50	22	7	3	82	153
	Stark	26	6	6	0	38	49
	Tazewell	368	138	127	19	652	1,206
10th Circuit Total		1,461	538	177	67	2,243	4,891
11th	Ford	85	151	49	0	285	29
	Livingston	230	41	20	0	291	232
	Logan	188	66	19	8	281	941
	McLean	1,129	66	30	8	1,233	379
	Woodford	149	110	57	9	325	998
11th Circuit Total		1,781	434	175	25	2,415	2,579
12th	Will	1,579	182	227	1	1,989	671
13th	Bureau	105	34	3	3	145	31
	Grundy	189	30	6	0	225	112
	LaSalle	508	91	20	2	621	138
13th Circuit Total		802	155	29	5	991	281
14th	Henry	180	39	7	0	226	536
	Mercer	61	38	1	0	100	36
	Rock Island	712	216	837	34	1,799	713
	Whiteside	320	102	124	16	562	378
14th Circuit Total		1,273	395	969	50	2,687	1,663

**Active Adult Caseload
(As of December 31, 2014)**

Circuit	County	Felony	Misd.	DUI	Traffic	Total	Admin.
15th	Carroll	66	35	8	0	109	207
	Jo Daviess	44	44	35	4	127	91
	Lee	162	63	24	35	284	345
	Ogle	165	126	20	9	320	556
	Stephenson	336	225	69	6	636	1,500
15th Circuit Total		773	493	156	54	1,476	2,699
16th	Kane	1,662	438	168	45	2,313	1,303
17th	Boone	177	109	35	9	330	922
	Winnebago	2,945	774	71	26	3,816	3,431
17th Circuit Total		3,122	883	106	35	4,146	4,353
18th	DuPage	1,632	1,036	529	19	3,216	1,865
19th	Lake	1,678	980	492	172	3,322	727
20th	Monroe	83	2	1	0	86	255
	Perry	64	20	4	3	91	158
	Randolph	87	28	3	1	119	111
	St. Clair	1,615	149	23	2	1,789	675
	Washington	39	11	7	0	57	72
20th Circuit Total		1,888	210	38	6	2,142	1,271
21st	Iroquois	180	22	7	1	210	76
	Kankakee	486	164	1	0	651	130
21st Circuit Total		666	186	8	1	861	206
22nd	McHenry	533	158	50	15	756	179
23rd	DeKalb	328	130	0	1	459	922
	Kendall	254	266	5	0	525	1,109
23rd Circuit Total		582	396	5	1	984	2,031
Cook	Adult	19,979	3,973	679	49	24,680	2,312
	Social Service	132	2,688	4,604	354	7,778	1,649
Cook County Total		20,111	6,661	5,283	403	32,458	3,961
Statewide Total		51,193	18,038	11,312	1,520	82,063	37,902

Statewide Active Adult Caseload



**Active Adult IPS Caseload
(As of December 31, 2014)**

Circuit	County	Intake	Level I	Level II	Level III	Total
5th	Vermilion	3	5	0	0	8
10th	Peoria	6	17	6	9	38
10th	Tazewell	0	4	17	1	22
11th	McLean	4	21	18	4	47
12th	Will	0	5	7	16	28
19th	Lake	6	24	10	0	40
20th	St. Clair	9	19	45	16	89
22nd	McHenry	0	4	2	4	10
Cook	Adult	91	153	116	177	537
Total IPS Cases		119	252	221	227	819

**Active Specialized DUI Program Caseload
(As of December 31, 2014)**

Circuit	County	Maximum	After Care	Total
5th	Vermilion	12	0	12
11th	McLean	41	35	76
22nd	McHenry	28	18	46
Cook	Social Service	1,264	0	1,264
Total Specialized DUI		1,345	53	1,398

**Adult Supervised Pretrial Release
(As of December 31, 2014)**

Circuit	County	Electronic Monitoring	Supervised Pretrial Release	Total
1st	Alexander	0	2	2
	Jackson	2	1	3
	Johnson	0	2	2
	Massac	0	0	0
	Pope	0	0	0
	Pulaski	0	0	0
	Saline	2	5	7
	Union	0	3	3
	Williamson	0	0	0
1st Circuit Total		4	13	17
2nd	Crawford	0	0	0
	Edwards	0	6	6
	Franklin	0	0	0
	Gallatin	0	0	0
	Hamilton	0	0	0
	Hardin	0	0	0
	Jefferson	0	0	0
	Lawrence	0	0	0
	Richland	0	0	0
	Wabash	0	0	0
	Wayne	0	1	1
	White	0	0	0
2nd Circuit Total		0	7	7
3rd	Bond	0	16	16
	Madison	1	8	9
3rd Circuit Total		1	24	25
4th	Christian	1	84	85
	Clay	6	39	45
	Clinton	0	3	3
	Effingham	0	93	93
	Fayette	1	57	58
	Jasper	0	0	0
	Marion	2	33	35
	Montgomery	0	0	0
	Shelby	0	15	15
4th Circuit Total		10	324	334
5th	Clark	0	0	0
	Coles	1	91	92
	Cumberland	0	0	0
	Edgar	0	0	0
	Vermilion	0	0	0
5th Circuit Total		1	91	92

**Adult Supervised Pretrial Release
(As of December 31, 2014)**

Circuit	County	Electronic Monitoring	Supervised Pretrial Release	Total
6th	Champaign	0	0	0
	DeWitt	0	0	0
	Douglas	0	0	0
	Macon	3	78	81
	Moultrie	0	0	0
	Piatt	0	2	2
6th Circuit Total		3	80	83
7th	Greene/Scott	0	0	0
	Jersey	0	0	0
	Macoupin	0	0	0
	Morgan	0	3	3
	Sangamon	5	0	5
7th Circuit Total		5	3	8
8th	Adams	0	0	0
	Brown	0	0	0
	Calhoun	0	0	0
	Cass	0	0	0
	Mason	0	2	2
	Menard	0	0	0
	Pike	0	0	0
	Schuyler	0	0	0
8th Circuit Total		0	2	2
9th	Fulton	0	1	1
	Hancock	0	0	0
	Henderson	0	0	0
	Knox	0	6	6
	McDonough	0	1	1
	Warren	0	0	0
9th Circuit Total		0	8	8
10th	Marshall	1	0	1
	Peoria	0	0	0
	Putnam	2	0	2
	Stark	0	0	0
	Tazewell	2	22	24
10th Circuit Total		5	22	27
11th	Ford	0	0	0
	Livingston	0	2	2
	Logan	0	1	1
	McLean	14	26	40
	Woodford	0	0	0
11th Circuit Total		14	29	43
12th	Will	0	0	0

**Adult Supervised Pretrial Release
(As of December 31, 2014)**

Circuit	County	Electronic Monitoring	Supervised Pretrial Release	Total
13th	Bureau	0	0	0
	Grundy	0	0	0
	LaSalle	0	0	0
13th Circuit Total		0	0	0
14th	Henry	0	10	10
	Mercer	0	1	1
	Rock Island	0	29	29
	Whiteside	0	15	15
14th Circuit Total		0	55	55
15th	Carroll	0	0	0
	Jo Daviess	9	25	34
	Lee	1	21	22
	Ogle	0	56	56
	Stephenson	0	18	18
15th Circuit Total		10	120	130
16th	Kane	42	134	176
17th	Boone	0	54	54
	Winnebago	0	862	862
17th Circuit Total		0	916	916
18th	DuPage	43	986	1,029
19th	Lake	0	642	642
20th	Monroe	0	0	0
	Perry	1	14	15
	Randolph	0	0	0
	St. Clair	56	63	119
	Washington	0	3	3
20th Circuit Total		57	80	137
21st	Iroquois	0	5	5
	Kankakee	1	10	11
21st Circuit Total		1	15	16
22nd	McHenry	4	21	25
23rd	DeKalb	3	49	52
	Kendall	15	5	20
23rd Circuit Total		18	54	72
Cook	Adult	0	3,339	3,339
	Social Service	N/A	N/A	N/A
Cook County Total		0	3,339	3,339
Statewide Total		218	6,965	7,183

**Adult Investigations Report
(Calendar Year 2014)**

Circuit	County	Abbrev.		Pretrial	Record	Other	Total
		PSI	PSI	Bond	Check		
1st	Alexander	38	0	0	9	0	47
	Jackson	56	0	0	52	0	108
	Johnson	4	0	0	3	0	7
	Massac	22	0	0	0	0	22
	Pope	3	0	0	3	0	6
	Pulaski	1	0	0	16	16	33
	Saline	27	0	0	3	0	30
	Union	5	0	0	6	0	11
	Williamson	32	0	0	43	0	75
1st Circuit Total		188	0	0	135	16	339
2nd	Crawford	6	0	0	3	0	9
	Edwards	12	2	0	1	0	15
	Franklin	15	2	0	4	0	21
	Gallatin	2	0	0	27	0	29
	Hamilton	0	0	0	0	0	0
	Hardin	5	0	0	17	0	22
	Jefferson	32	0	0	0	0	32
	Lawrence	33	0	0	1	0	34
	Richland	17	6	56	46	0	125
	Wabash	9	0	0	0	0	9
	Wayne	15	1	0	25	0	41
	White	10	0	0	2	0	12
2nd Circuit Total		156	11	56	126	0	349
3rd	Bond	6	0	0	214	0	220
	Madison	64	0	2,547	0	56	2,667
3rd Circuit Total		70	0	2,547	214	56	2,887
4th	Christian	14	20	0	35	0	69
	Clay	10	1	0	48	0	59
	Clinton	19	0	0	71	1	91
	Effingham	16	0	0	90	0	106
	Fayette	33	0	0	103	0	136
	Jasper	1	0	0	36	0	37
	Marion	77	0	0	22	0	99
	Montgomery	8	0	0	0	0	8
	Shelby	4	0	0	54	0	58
4th Circuit Total		182	21	0	459	1	663
5th	Clark	7	0	0	0	0	7
	Coles	38	0	187	0	39	264
	Cumberland	5	0	0	0	0	5
	Edgar	27	0	0	0	0	27
	Vermilion	310	0	0	0	0	310
5th Circuit Total		387	0	187	0	39	613

**Adult Investigations Report
(Calendar Year 2014)**

Circuit	County	Abbrev.		Pretrial	Record		Total
		PSI	PSI	Bond	Check	Other	
6th	Champaign	654	7	21	1	0	683
	DeWitt	0	0	0	1	0	1
	Douglas	7	7	0	0	0	14
	Macon	365	429	1,612	22	38	2,466
	Moultrie	18	0	0	0	82	100
	Piatt	4	0	0	0	0	4
6th Circuit Total		1,048	443	1,633	24	120	3,268
7th	Greene/Scott	2	2	0	0	0	4
	Jersey	19	7	0	9	3	38
	Macoupin	15	0	0	6	0	21
	Morgan	37	6	15	2	70	130
	Sangamon	76	0	39	27	39	181
7th Circuit Total		149	15	54	44	112	374
8th	Adams	537	0	0	0	0	537
	Brown	3	6	0	5	6	20
	Calhoun	6	0	0	0	2	8
	Cass	51	6	1	1	0	59
	Mason	44	4	0	30	0	78
	Menard	13	0	0	16	0	29
	Pike	29	0	0	0	0	29
	Schuyler	14	12	0	9	7	42
8th Circuit Total		697	28	1	61	15	802
9th	Fulton	13	1	0	83	8	105
	Hancock	10	1	0	15	2	28
	Henderson	1	0	0	5	0	6
	Knox	45	1	0	42	15	103
	McDonough	16	0	0	57	6	79
	Warren	8	2	0	30	0	40
9th Circuit Total		93	5	0	232	31	361
10th	Marshall	7	2	2	13	0	24
	Peoria	281	10	0	168	0	459
	Putnam	1	0	0	5	0	6
	Stark	3	11	0	5	0	19
	Tazewell	43	8	403	99	426	979
10th Circuit Total		335	31	405	290	426	1,487
11th	Ford	17	0	0	9	2	28
	Livingston	39	0	0	30	0	69
	Logan	28	0	0	0	0	28
	McLean	304	0	412	1,131	0	1,847
	Woodford	49	141	0	1	0	191
11th Circuit Total		437	141	412	1,171	2	2,163
12th	Will	474	11	0	60	0	545

**Adult Investigations Report
(Calendar Year 2014)**

Circuit	County	Abbrev.		Pretrial	Record		Total
		PSI	PSI	Bond	Check	Other	
13th	Bureau	26	0	0	15	0	41
	Grundy	10	1	0	6	0	17
	LaSalle	64	35	0	5	0	104
13th Circuit Total		100	36	0	26	0	162
14th	Henry	77	0	0	18	370	465
	Mercer	10	0	94	14	0	118
	Rock Island	121	1	885	44	300	1,351
	Whiteside	69	0	142	9	7	227
14th Circuit Total		277	1	1,121	85	677	2,161
15th	Carroll	13	1	0	3	0	17
	Jo Daviess	2	0	100	14	0	116
	Lee	10	2	0	0	0	12
	Ogle	30	1	98	21	0	150
	Stephenson	45	6	17	259	6	333
15th Circuit Total		100	10	215	297	6	628
16th	Kane	158	1	79	153	21	412
17th	Boone	106	0	310	9	0	425
	Winnebago	192	0	4,109	0	0	4,301
17th Circuit Total		298	0	4,419	9	0	4,726
18th	DuPage	355	333	1,052	261	0	2,001
19th	Lake	205	48	2,084	140	2	2,479
20th	Monroe	2	0	0	1	0	3
	Perry	4	0	0	25	0	29
	Randolph	31	0	0	9	0	40
	St. Clair	245	0	1,764	193	689	2,891
	Washington	3	0	0	45	0	48
20th Circuit Total		285	0	1,764	273	689	3,011
21st	Iroquois	5	0	1	6	0	12
	Kankakee	83	1	6	24	50	164
21st Circuit Total		88	1	7	30	50	176
22nd	McHenry	52	1	1,075	1,333	47	2,508
23rd	DeKalb	55	0	283	42	242	622
	Kendall	41	0	0	31	997	1,069
23rd Circuit Total		96	0	283	73	1,239	1,691
Cook	Adult	2,866	0	26,058	0	0	28,924
	Social Service	0	0	0	0	701	701
Cook County Total		2,866	0	26,058	0	701	29,625
Statewide Total		9,096	1,137	43,452	5,496	4,250	63,431

**Adult Probation - Programs Ordered
(Calendar Year 2014)**

Circuit	County	Alcohol	Drug	Alcohol &Drug	Mental Health	Sex Offender	Total
1st	Alexander	0	0	0	1	0	1
	Jackson	7	38	18	35	3	101
	Johnson	0	0	1	5	0	6
	Massac	0	4	43	4	4	55
	Pope	0	0	0	1	0	1
	Pulaski	0	0	0	0	0	0
	Saline	0	0	0	0	0	0
	Union	0	1	0	2	0	3
	Williamson	0	1	5	18	6	30
1st Circuit Total		7	44	67	66	13	197
2nd	Crawford	3	1	3	2	0	9
	Edwards	0	2	1	1	0	4
	Franklin	0	3	1	5	3	12
	Gallatin	3	7	5	1	0	16
	Hamilton	0	0	0	0	0	0
	Hardin	2	7	3	0	0	12
	Jefferson	0	0	2	0	0	2
	Lawrence	1	2	23	4	0	30
	Richland	0	2	28	1	0	31
	Wabash	0	1	25	4	1	31
	Wayne	1	1	2	2	0	6
	White	0	1	15	5	0	21
	2nd Circuit Total		10	27	108	25	4
3rd	Bond	0	0	13	2	1	16
	Madison	15	175	118	54	10	372
3rd Circuit Total		15	175	131	56	11	388
4th	Christian	26	33	50	13	3	125
	Clay	0	0	0	7	8	15
	Clinton	2	0	33	20	0	55
	Effingham	170	57	6	32	2	267
	Fayette	0	1	331	9	2	343
	Jasper	0	0	0	0	0	0
	Marion	1	1	536	67	15	620
	Montgomery	0	1	13	2	1	17
	Shelby	4	3	3	4	0	14
4th Circuit Total		203	96	972	154	31	1,456
5th	Clark	0	1	54	24	2	81
	Coles	1	0	390	197	8	596
	Cumberland	0	0	13	12	1	26
	Edgar	0	13	11	4	1	29
	Vermilion	0	0	0	0	0	0
5th Circuit Total		1	14	468	237	12	732

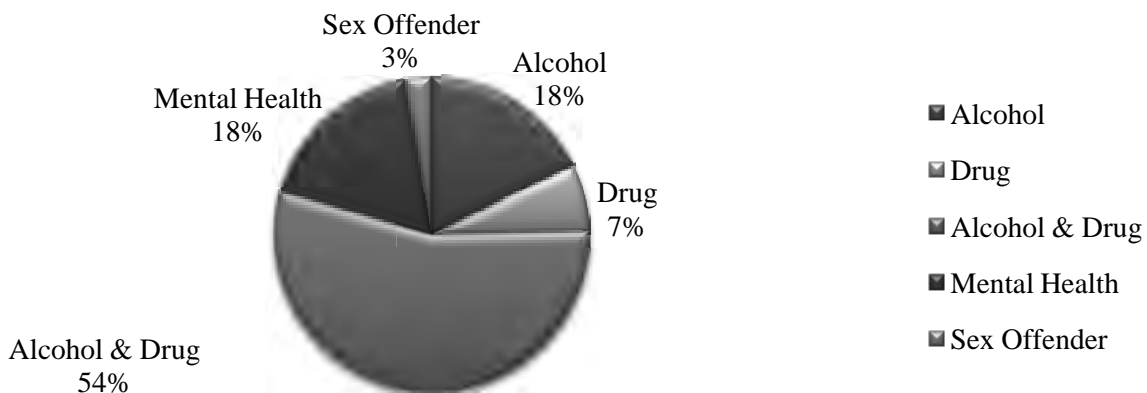
**Adult Probation - Programs Ordered
(Calendar Year 2014)**

Circuit	County	Alcohol	Drug	Alcohol &Drug	Mental Health	Sex Offender	Total
6th	Champaign	47	38	229	106	19	439
	DeWitt	0	0	6	0	0	6
	Douglas	0	1	34	4	6	45
	Macon	17	27	12	155	14	225
	Moultrie	23	0	5	8	0	36
	Piatt	1	2	5	6	0	14
6th Circuit Total		88	68	291	279	39	765
7th	Greene/Scott	1	4	0	0	0	5
	Jersey	17	23	28	11	1	80
	Macoupin	4	11	7	7	4	33
	Morgan	12	2	66	36	3	119
	Sangamon	46	60	426	95	5	632
7th Circuit Total		80	100	527	149	13	869
8th	Adams	12	27	125	102	6	272
	Brown	2	3	9	5	0	19
	Calhoun	1	2	3	1	0	7
	Cass	5	4	10	9	3	31
	Mason	4	0	3	5	1	13
	Menard	0	0	9	5	1	15
	Pike	1	15	42	20	3	81
	Schuyler	9	2	6	2	1	20
8th Circuit Total		34	53	207	149	15	458
9th	Fulton	1	0	57	11	2	71
	Hancock	0	0	18	4	0	22
	Henderson	0	0	1	0	0	1
	Knox	2	2	94	29	5	132
	McDonough	0	0	106	14	0	120
	Warren	0	1	30	7	3	41
9th Circuit Total		3	3	306	65	10	387
10th	Marshall	1	0	3	3	0	7
	Peoria	96	88	40	20	13	257
	Putnam	1	0	1	0	0	2
	Stark	0	0	1	6	0	7
	Tazewell	7	5	197	78	3	290
10th Circuit Total		105	93	242	107	16	563
11th	Ford	0	0	30	5	0	35
	Livingston	0	0	0	0	0	0
	Logan	0	0	69	9	5	83
	McLean	12	65	183	25	7	292
	Woodford	5	8	184	8	3	208
11th Circuit Total		17	73	466	47	15	618
12th	Will	10	53	162	33	0	258
13th	Bureau	6	0	12	0	0	18
	Grundy	0	1	1	1	2	5
	LaSalle	0	0	50	11	2	63
13th Circuit Total		6	1	63	12	4	86

**Adult Probation - Programs Ordered
(Calendar Year 2014)**

Circuit	County	Alcohol	Drug	Alcohol & Drug	Mental Health	Sex Offender	Total
14th	Henry	12	12	33	55	3	115
	Mercer	0	4	21	15	2	42
	Rock Island	17	11	415	148	8	599
	Whiteside	2	0	151	44	11	208
14th Circuit Total		31	27	620	262	24	964
15th	Carroll	2	0	2	8	1	13
	Jo Daviess	2	0	29	11	3	45
	Lee	0	1	97	5	8	111
	Ogle	21	49	56	72	15	213
	Stephenson	5	1	77	57	1	141
15th Circuit Total		30	51	261	153	28	523
16th	Kane	87	27	496	318	65	993
17th	Boone	86	30	76	16	1	209
	Winnebago	578	33	1,343	90	40	2,084
17th Circuit Total		664	63	1,419	106	41	2,293
18th	DuPage	0	2	0	1	1	4
19th	Lake	38	22	294	43	25	422
20th	Monroe	0	9	0	1	1	11
	Perry	2	11	10	9	2	34
	Randolph	0	2	17	19	2	40
	St. Clair	162	18	652	149	3	984
	Washington	0	1	1	1	1	4
20th Circuit Total		164	41	680	179	9	1,073
21st	Iroquois	0	0	0	1	4	5
	Kankakee	9	3	99	13	6	130
21st Circuit Total		9	3	99	14	10	135
22nd	McHenry	7	29	0	5	11	52
23rd	DeKalb	48	5	241	0	0	294
	Kendall	304	88	193	0	0	585
23rd Circuit Total		352	93	434	0	0	879
Cook	Adult	1,294	247	2,104	546	159	4,350
	Social Service	436	2	891	704	4	2,037
Cook County Total		1,730	249	2,995	1,250	163	6,387
Statewide Total		3,691	1,407	11,308	3,710	560	20,676

Statewide Adult Programs Ordered



Adult Risk Classification
(As of December 31, 2014)

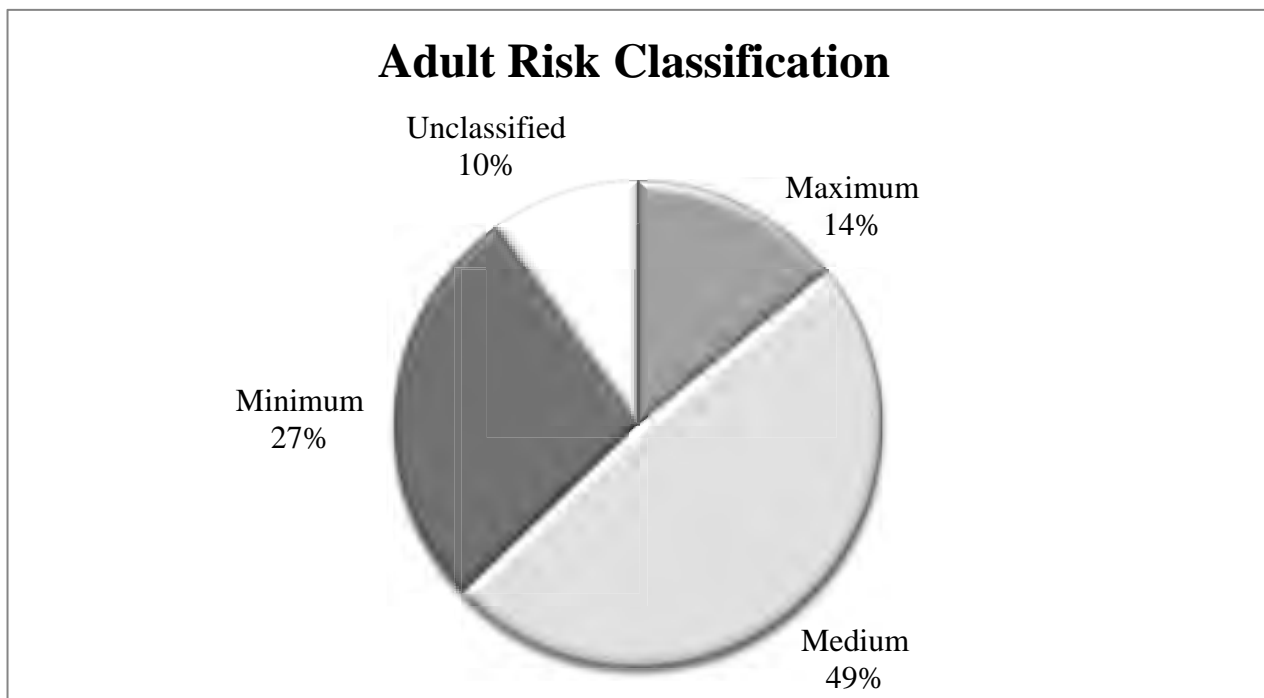
Circuit	County	Maximum	Medium	Minimum	Unclassified	Total
1st	Alexander	5	86	30	2	123
	Jackson	58	291	336	53	738
	Johnson	0	36	43	3	82
	Massac	28	158	68	11	265
	Pope	10	17	9	7	43
	Pulaski	1	47	28	4	80
	Saline	10	249	128	33	420
	Union	4	67	155	3	229
	Williamson	35	316	449	52	852
1st Circuit Total		151	1,267	1,246	168	2,832
2nd	Crawford	31	71	5	0	107
	Edwards	8	55	16	6	85
	Franklin	66	252	205	29	552
	Gallatin	0	47	25	0	72
	Hamilton	0	15	18	10	43
	Hardin	0	40	20	0	60
	Jefferson	77	148	63	122	410
	Lawrence	31	95	46	0	172
	Richland	2	124	47	0	173
	Wabash	2	127	26	0	155
	Wayne	1	74	59	36	170
	White	3	37	56	0	96
	2nd Circuit Total		221	1,085	586	203
3rd	Bond	2	80	63	69	214
	Madison	129	1,049	474	20	1,672
3rd Circuit Total		131	1,129	537	89	1,886
4th	Christian	28	125	259	3	415
	Clay	12	88	61	86	247
	Clinton	24	93	67	41	225
	Effingham	54	176	339	44	613
	Fayette	7	161	96	99	363
	Jasper	5	75	54	2	136
	Marion	98	307	223	102	730
	Montgomery	1	73	430	26	530
	Shelby	1	118	70	16	205
4th Circuit Total		230	1,216	1,599	419	3,464
5th	Clark	15	57	24	21	117
	Coles	77	331	74	98	580
	Cumberland	12	34	8	33	87
	Edgar	24	99	15	28	166
	Vermilion	74	356	186	28	644
5th Circuit Total		202	877	307	208	1,594
6th	Champaign	137	963	255	0	1,355
	DeWitt	6	55	53	56	170
	Douglas	6	68	73	9	156
	Macon	86	1,125	269	14	1,494
	Moultrie	3	42	46	22	113
	Piatt	7	83	86	11	187
6th Circuit Total		245	2,336	782	112	3,475

Adult Risk Classification
(As of December 31, 2014)

Circuit	County	Maximum	Medium	Minimum	Unclassified	Total
7th	Greene/Scott	3	13	57	179	252
	Jersey	16	32	47	0	95
	Macoupin	2	179	203	31	415
	Morgan	22	136	133	53	344
	Sangamon	161	746	45	159	1,111
7th Circuit Total		204	1,106	485	422	2,217
8th	Adams	46	317	133	269	765
	Brown	4	61	15	0	80
	Calhoun	10	20	11	0	41
	Cass	4	126	46	17	193
	Mason	9	63	56	58	186
	Menard	0	28	26	14	68
	Pike	5	107	58	83	253
	Schuyler	2	104	7	0	113
8th Circuit Total		80	826	352	441	1,699
9th	Fulton	27	138	33	0	198
	Hancock	6	26	16	0	48
	Henderson	3	13	12	0	28
	Knox	3	13	12	0	28
	McDonough	28	42	34	0	104
	Warren	5	42	26	0	73
9th Circuit Total		72	274	133	0	479
10th	Marshall	6	29	48	14	97
	Peoria	151	1,047	106	70	1,374
	Putnam	9	21	42	10	82
	Stark	10	18	9	1	38
	Tazewell	110	446	38	58	652
10th Circuit Total		286	1,561	243	153	2,243
11th	Ford	36	138	111	0	285
	Livingston	38	151	64	38	291
	Logan	22	192	30	37	281
	McLean	259	553	393	28	1,233
	Woodford	0	85	102	136	323
11th Circuit Total		355	1,119	700	239	2,413
12th	Will	260	1,511	215	3	1,989
13th	Bureau	3	93	13	36	145
	Grundy	2	79	77	67	225
	LaSalle	19	319	154	129	621
13th Circuit Total		24	491	244	232	991
14th	Henry	75	117	33	1	226
	Mercer	5	87	8	0	100
	Rock Island	103	315	1,191	190	1,799
	Whiteside	49	290	223	0	562
14th Circuit Total		232	809	1,455	191	2,687

Adult Risk Classification
(As of December 31, 2014)

Circuit	County	Maximum	Medium	Minimum	Unclassified	Total
15th	Carroll	1	75	16	17	109
	Jo Daviess	12	76	23	16	127
	Lee	12	164	56	41	273
	Ogle	12	199	76	32	319
	Stephenson	48	377	94	111	630
15th Circuit Total		85	891	265	217	1,458
16th	Kane	441	1,460	351	61	2,313
17th	Boone	24	142	161	3	330
	Winnebago	391	2,403	155	867	3,816
17th Circuit Total		415	2,545	316	870	4,146
18th	DuPage	1,173	1,123	629	291	3,216
19th	Lake	980	1,289	499	554	3,322
20th	Monroe	0	24	46	16	86
	Perry	2	37	42	10	91
	Randolph	2	70	27	20	119
	St. Clair	591	726	199	273	1,789
	Washington	0	18	35	4	57
20th Circuit Total		595	875	349	323	2,142
21st	Iroquois	20	141	32	17	210
	Kankakee	129	441	76	5	651
21st Circuit Total		149	582	108	22	861
22nd	McHenry	164	301	221	70	756
23rd	DeKalb	56	283	91	29	459
	Kendall	18	226	237	44	525
23rd Circuit Total		74	509	328	73	984
Cook	Adult	2,407	10,835	4,781	1,166	19,189
	Social Service	1,637	1,047	3,995	1,074	7,753
Cook County Total		4,044	11,882	8,776	2,240	26,942
Statewide Total		10,813	37,064	20,726	7,601	76,204



**Active Juvenile Caseload
(As of December 31, 2014)**

Circuit	County	Probation	Supervision	CUS	Informal	Other	Total	Admin.
1st	Alexander	1	0	0	0	0	1	2
	Jackson	20	3	19	6	0	48	1
	Johnson	5	3	0	0	0	8	4
	Massac	18	4	0	0	0	22	3
	Pope	2	0	1	3	0	6	0
	Pulaski	1	0	0	0	0	1	0
	Saline	16	4	0	16	0	36	2
	Union	10	1	5	4	0	20	7
	Williamson	16	0	10	21	0	47	4
1st Circuit Total		89	15	35	50	0	189	23
2nd	Crawford	20	1	15	0	1	37	7
	Edwards	4	2	3	0	6	15	13
	Franklin	26	0	20	23	0	69	6
	Gallatin	2	0	0	0	0	2	0
	Hamilton	1	0	3	0	0	4	0
	Hardin	0	0	0	0	0	0	0
	Jefferson	22	24	0	0	0	46	0
	Lawrence	1	0	12	0	0	13	2
	Richland	30	3	16	0	5	54	0
	Wabash	18	1	0	0	0	19	6
	Wayne	2	0	4	0	0	6	2
	White	11	0	0	0	0	11	8
	2nd Circuit Total		137	31	73	23	12	276
3rd	Bond	8	0	18	0	0	26	1
	Madison	49	0	169	65	0	283	32
3rd Circuit Total		57	0	187	65	0	309	33
4th	Christian	21	0	8	15	0	44	6
	Clay	9	2	4	6	0	21	2
	Clinton	19	0	15	0	0	34	25
	Effingham	34	0	13	0	0	47	20
	Fayette	25	0	11	6	2	44	9
	Jasper	3	1	5	0	0	9	0
	Marion	59	1	29	6	0	95	3
	Montgomery	25	0	7	14	0	46	11
	Shelby	9	0	4	1	0	14	20
4th Circuit Total		204	4	96	48	2	354	96
5th	Clark	8	0	6	0	0	14	7
	Coles	56	24	2	16	0	98	16
	Cumberland	7	0	1	0	0	8	5
	Edgar	25	0	0	0	0	25	4
	Vermilion	31	0	29	0	0	60	0
5th Circuit Total		127	24	38	16	0	205	32
6th	Champaign	141	0	4	6	1	152	8
	DeWitt	13	17	0	0	0	30	8
	Douglas	8	4	3	3	0	18	0
	Macon	59	0	59	0	0	118	1
	Moultrie	6	0	13	1	1	21	3
	Piatt	4	0	5	5	0	14	1
	6th Circuit Total		231	21	84	15	2	353

**Active Juvenile Caseload
(As of December 31, 2014)**

Circuit	County	Probation	Supervision	CUS	Informal	Other	Total	Admin.
7th	Greene/Scott	5	8	1	3	0	17	8
	Jersey	21	0	24	3	0	48	15
	Macoupin	17	0	23	0	0	40	11
	Morgan	11	1	1	38	0	51	2
	Sangamon	106	93	8	0	0	207	4
7th Circuit Total		160	102	57	44	0	363	40
8th	Adams	49	0	6	9	0	64	5
	Brown	2	0	0	0	0	2	0
	Calhoun	0	0	0	0	0	0	1
	Cass	10	10	7	0	0	27	0
	Mason	24	0	7	0	0	31	8
	Menard	7	0	3	0	0	10	2
	Pike	24	1	27	0	1	53	1
	Schuyler	3	0	8	0	0	11	0
8th Circuit Total		119	11	58	9	1	198	17
9th	Fulton	24	0	11	10	0	45	7
	Hancock	10	0	3	6	0	19	11
	Henderson	3	0	2	3	0	8	2
	Knox	37	0	10	15	0	62	3
	McDonough	16	0	6	10	0	32	14
	Warren	11	0	9	10	0	30	0
9th Circuit Total		101	0	41	54	0	196	37
10th	Marshall	9	0	2	0	0	11	2
	Peoria	359	2	42	0	9	412	0
	Putnam	2	2	2	0	0	6	0
	Stark	5	0	2	0	0	7	1
	Tazewell	78	1	44	44	0	167	26
10th Circuit Total		453	5	92	44	9	603	29
11th	Ford	5	2	7	0	0	14	1
	Livingston	62	0	4	6	6	78	15
	Logan	50	0	17	0	0	67	2
	McLean	177	0	13	27	0	217	19
	Woodford	46	2	36	2	0	86	0
11th Circuit Total		340	4	77	35	6	462	37
12th	Will	186	0	154	31	0	371	15
13th	Bureau	25	0	13	0	0	38	1
	Grundy	16	0	22	1	1	40	3
	LaSalle	68	0	42	19	0	129	55
13th Circuit Total		109	0	77	20	1	207	59
14th	Henry	35	0	1	37	0	73	74
	Mercer	15	1	5	10	0	31	1
	Rock Island	79	0	29	42	0	150	28
	Whiteside	30	14	0	15	0	59	17
14th Circuit Total		159	15	35	104	0	313	120

**Active Juvenile Caseload
(As of December 31, 2014)**

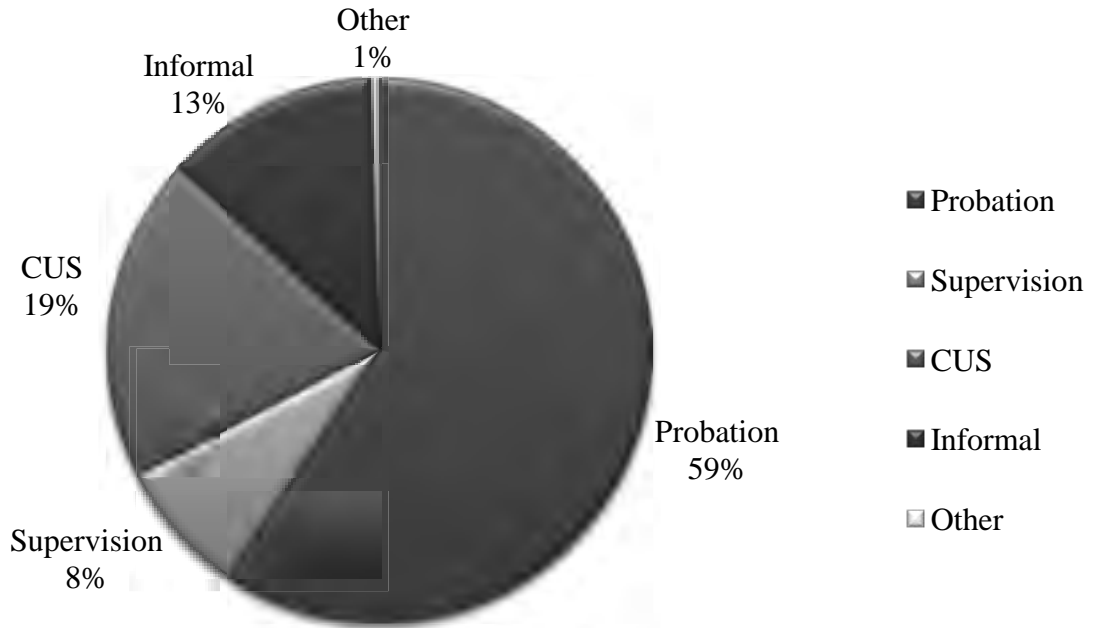
Circuit	County	Probation	Supervision	CUS	Informal	Other	Total	Admin.
15th	Carroll	13	0	3	3	0	19	2
	Jo Daviess	4	3	0	9	0	16	2
	Lee	17	0	10	1	0	28	2
	Ogle	53	0	15	6	0	74	1
	Stephenson	62	1	32	0	1	96	14
15th Circuit Total		149	4	60	19	1	233	21
16th	Kane	392	0	135	65	0	592	36
17th	Boone	78	2	6	5	0	91	41
	Winnebago	537	0	51	23	9	620	44
17th Circuit Total		615	2	57	28	9	711	85
18th	DuPage	195	11	138	2	1	347	120
19th	Lake	208	0	64	10	0	282	37
20th	Monroe	2	0	0	0	0	2	19
	Perry	9	0	8	0	0	17	10
	Randolph	15	1	1	0	0	17	4
	St. Clair	133	109	0	32	0	274	49
	Washington	2	0	0	0	0	2	9
20th Circuit Total		161	110	9	32	0	312	91
21st	Iroquois	48	0	1	8	0	57	3
	Kankakee	162	0	56	11	0	229	0
21st Circuit Total		210	0	57	19	0	286	3
22nd	McHenry	80	0	57	63	0	200	6
23rd	DeKalb	44	1	64	0	12	121	20
	Kendall	75	0	73	22	0	170	49
23rd Circuit Total		119	1	137	22	12	291	69
Cook	Juvenile	1,944	528	319	590	0	3,381	120
Statewide Total		6,545	888	2,137	1,408	56	11,034	1,191

**Active Juvenile IPS Caseload
(As of December 31, 2014)**

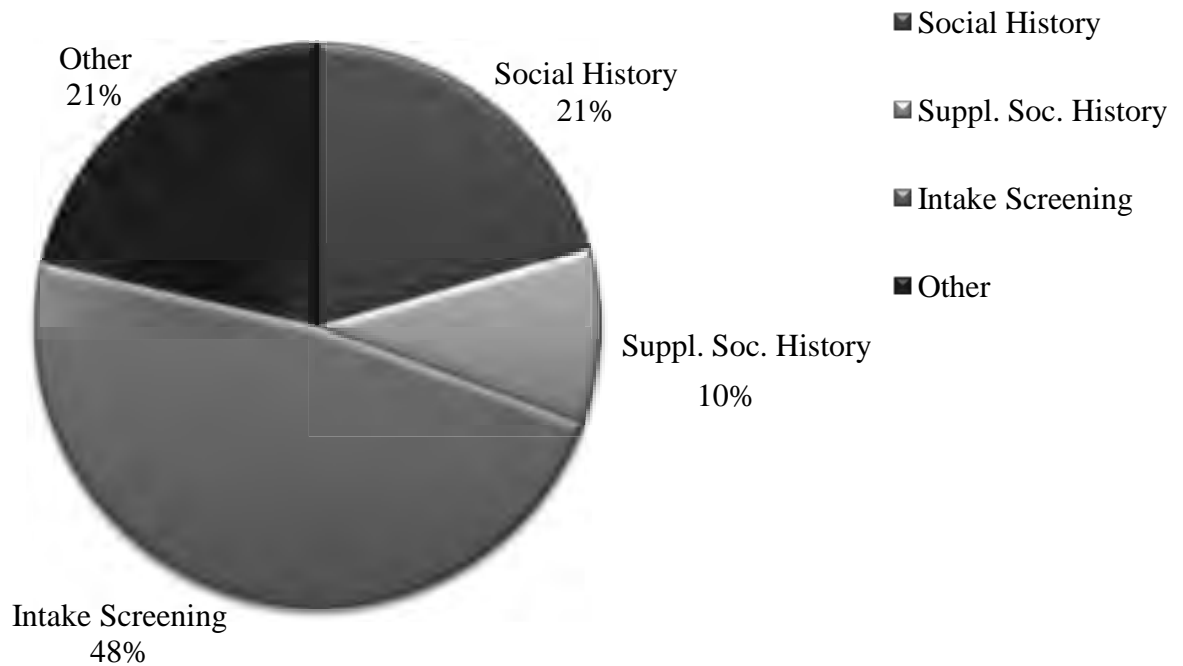
Circuit	County	Intake	Level I	Level II	Level III	Total
11th	McLean	0	13	2	2	17
12th	Will	3	4	5	2	14
18th	DuPage	2	1	8	3	14
Cook	Juvenile	41	84	41	2	168
Total IPS Cases		46	102	56	9	213

**Active Juvenile Caseload
(As of December 31, 2014)**

2014 Statewide Active Juvenile Caseload



2014 Statewide Juvenile Investigations



Juvenile Risk Classification
(As of December 31, 2014)

Circuit	County	Maximum	Medium	Minimum	Unclassified	Total
1st	Alexander	0	0	0	1	1
	Jackson	7	7	18	16	48
	Johnson	0	2	5	1	8
	Massac	4	8	9	1	22
	Pope	1	4	0	1	6
	Pulaski	0	0	0	1	1
	Saline	3	23	8	2	36
	Union	0	4	15	1	20
	Williamson	1	8	37	1	47
1st Circuit Total		16	56	92	25	189
2nd	Crawford	7	9	14	7	37
	Edwards	1	12	0	2	15
	Franklin	15	33	19	2	69
	Gallatin	1	0	0	1	2
	Hamilton	3	0	1	0	4
	Hardin	0	0	0	0	0
	Jefferson	16	18	2	10	46
	Lawrence	0	8	5	0	13
	Richland	3	23	8	20	54
	Wabash	2	10	7	0	19
	Wayne	1	2	0	3	6
	White	4	5	2	0	11
	2nd Circuit Total		53	120	58	45
3rd	Bond	1	12	2	11	26
	Madison	53	112	39	79	283
3rd Circuit Total		54	124	41	90	309
4th	Christian	4	18	22	0	44
	Clay	6	7	5	3	21
	Clinton	7	8	12	7	34
	Effingham	17	13	12	5	47
	Fayette	7	18	8	11	44
	Jasper	1	4	4	0	9
	Marion	27	27	15	26	95
	Montgomery	0	13	32	1	46
	Shelby	1	6	4	3	14
4th Circuit Total		70	114	114	56	354
5th	Clark	3	2	3	6	14
	Coles	17	40	21	20	98
	Cumberland	0	1	1	6	8
	Edgar	6	8	9	2	25
	Vermilion	5	35	20	0	60
5th Circuit Total		31	86	54	34	205
6th	Champaign	31	106	15	0	152
	DeWitt	3	0	0	27	30
	Douglas	2	9	7	0	18
	Macon	35	57	23	3	118
	Moultrie	2	11	4	4	21
	Piatt	1	2	7	4	14
6th Circuit Total		74	185	56	38	353

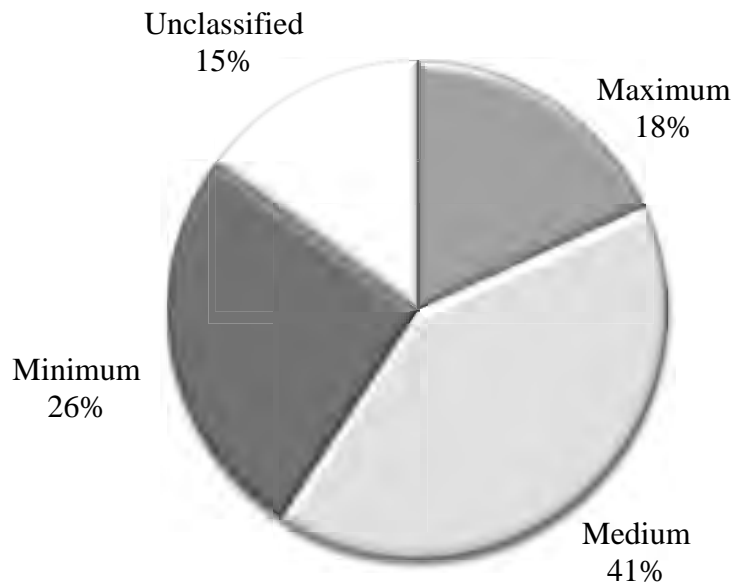
Juvenile Risk Classification
(As of December 31, 2014)

Circuit	County	Maximum	Medium	Minimum	Unclassified	Total
7th	Greene/Scott	1	2	0	14	17
	Jersey	6	14	9	19	48
	Macoupin	4	17	16	3	40
	Morgan	12	22	9	8	51
	Sangamon	76	93	22	16	207
7th Circuit Total		99	148	56	60	363
8th	Adams	21	26	12	5	64
	Brown	0	2	0	0	2
	Calhoun	0	0	0	0	0
	Cass	7	18	2	0	27
	Mason	3	3	6	19	31
	Menard	0	6	0	4	10
	Pike	10	15	12	16	53
	Schuyler	0	11	0	0	11
8th Circuit Total		41	81	32	44	198
9th	Fulton	5	10	25	5	45
	Hancock	4	8	7	0	19
	Henderson	2	1	3	2	8
	Knox	5	24	23	10	62
	McDonough	4	14	14	0	32
	Warren	6	8	14	2	30
9th Circuit Total		26	65	86	19	196
10th	Marshall	1	5	1	4	11
	Peoria	86	186	106	34	412
	Putnam	0	2	1	3	6
	Stark	1	4	2	0	7
	Tazewell	38	53	66	10	167
10th Circuit Total		126	250	176	51	603
11th	Ford	1	9	4	0	14
	Livingston	14	19	39	6	78
	Logan	2	21	40	4	67
	McLean	80	84	51	2	217
	Woodford	0	19	35	32	86
11th Circuit Total		97	152	169	44	462
12th	Will	72	168	129	1	370
13th	Bureau	12	7	11	8	38
	Grundy	9	18	1	12	40
	LaSalle	13	83	18	21	135
13th Circuit Total		34	108	30	41	213
14th	Henry	22	33	12	6	73
	Mercer	0	23	8	0	31
	Rock Island	38	58	35	19	150
	Whiteside	1	27	31	0	59
14th Circuit Total		61	141	86	25	313

Juvenile Risk Classification
(As of December 31, 2014)

Circuit	County	Maximum	Medium	Minimum	Unclassified	Total
15th	Carroll	5	7	5	2	19
	Jo Daviess	1	5	6	4	16
	Lee	10	6	7	5	28
	Ogle	1	12	24	37	74
	Stephenson	20	22	16	38	96
15th Circuit Total		37	52	58	86	233
16th	Kane	210	221	128	33	592
17th	Boone	15	44	31	1	91
	Winnebago	95	338	151	36	620
17th Circuit Total		110	382	182	37	711
18th	DuPage	110	171	58	8	347
19th	Lake	26	205	37	14	282
20th	Monroe	0	1	0	1	2
	Perry	1	10	3	3	17
	Randolph	3	10	2	2	17
	St. Clair	32	120	63	59	274
	Washington	0	0	1	1	2
20th Circuit Total		36	141	69	66	312
21st	Iroquois	9	34	11	3	57
	Kankakee	58	141	30	0	229
21st Circuit Total		67	175	41	3	286
22nd	McHenry	20	39	117	24	200
23rd	DeKalb	13	57	32	19	121
	Kendall	5	77	58	30	170
23rd Circuit Total		18	134	90	49	291
Cook	Juvenile	521	1,203	889	756	3,369
Statewide Total		2,009	4,521	2,848	1,649	11,027

Juvenile Risk Classification



**Juvenile Investigations Report
(Calendar Year 2014)**

Circuit	County	Social History	Supplemental Social Hist.	Intake Screening	Other	Total
1st	Alexander	4	0	0	0	4
	Jackson	14	0	3	0	17
	Johnson	2	0	0	0	2
	Massac	2	0	0	0	2
	Pope	0	0	0	0	0
	Pulaski	0	0	0	1	1
	Saline	3	0	46	0	49
	Union	1	0	0	0	1
	Williamson	3	0	200	0	203
	1st Circuit Total		29	0	249	1
2nd	Crawford	0	0	0	0	0
	Edwards	0	0	1	0	1
	Franklin	6	0	0	0	6
	Gallatin	1	0	1	0	2
	Hamilton	0	0	0	0	0
	Hardin	0	0	0	0	0
	Jefferson	11	0	0	0	11
	Lawrence	0	0	0	1	1
	Richland	0	0	0	0	0
	Wabash	3	0	0	0	3
	Wayne	1	0	0	0	1
	White	5	0	0	0	5
	2nd Circuit Total		27	0	2	1
3rd	Bond	0	0	0	17	17
	Madison	11	0	256	10	277
3rd Circuit Total		11	0	256	27	294
4th	Christian	8	0	0	10	18
	Clay	2	0	0	0	2
	Clinton	8	0	0	18	26
	Effingham	5	0	0	0	5
	Fayette	2	0	0	0	2
	Jasper	0	0	0	0	0
	Marion	25	0	0	0	25
	Montgomery	2	0	0	0	2
	Shelby	4	1	0	0	5
4th Circuit Total		56	1	0	28	85
5th	Clark	3	0	0	0	3
	Coles	2	0	0	0	2
	Cumberland	0	0	0	0	0
	Edgar	13	0	0	0	13
	Vermilion	0	0	0	0	0
5th Circuit Total		18	0	0	0	18

**Juvenile Investigations Report
(Calendar Year 2014)**

Circuit	County	Supplemental Intake				Total
		Social History	Social Hist.	Screening	Other	
6th	Champaign	155	22	0	326	503
	DeWitt	0	0	0	0	0
	Douglas	0	0	0	0	0
	Macon	20	4	0	0	24
	Moultrie	1	0	7	1	9
	Piatt	0	0	0	0	0
6th Circuit Total		176	26	7	327	536
7th	Greene/Scott	0	0	0	1	1
	Jersey	15	0	38	3	56
	Macoupin	2	0	0	0	2
	Morgan	5	2	181	4	192
	Sangamon	57	0	849	1,210	2,116
7th Circuit Total		79	2	1,068	1,218	2,367
8th	Adams	46	21	22	0	89
	Brown	0	0	5	7	12
	Calhoun	1	0	0	0	1
	Cass	5	0	0	0	5
	Mason	8	1	0	16	25
	Menard	3	0	0	0	3
	Pike	5	0	0	0	5
	Schuyler	2	0	12	6	20
8th Circuit Total		70	22	39	29	160
9th	Fulton	2	1	66	18	87
	Hancock	0	0	45	13	58
	Henderson	0	0	0	4	4
	Knox	3	3	16	69	91
	McDonough	1	0	104	16	121
	Warren	4	2	20	19	45
9th Circuit Total		10	6	251	139	406
10th	Marshall	2	0	0	0	2
	Peoria	164	51	0	68	283
	Putnam	0	0	0	0	0
	Stark	8	0	0	0	8
	Tazewell	7	7	152	76	242
10th Circuit Total		181	58	152	144	535
11th	Ford	0	0	0	0	0
	Livingston	12	0	344	20	376
	Logan	3	0	0	0	3
	McLean	121	104	2,773	71	3,069
	Woodford	14	0	1	0	15
11th Circuit Total		150	104	3,118	91	3,463
12th	Will	21	8	653	2	684

**Juvenile Investigations Report
(Calendar Year 2014)**

Circuit	County	Supplemental Intake			Total	
		Social History	Social Hist.	Screening		Other
13th	Bureau	1	0	42	0	43
	Grundy	0	0	39	0	39
	LaSalle	13	0	193	0	206
13th Circuit Total		14	0	274	0	288
14th	Henry	3	1	119	8	131
	Mercer	3	0	0	0	3
	Rock Island	110	55	153	234	552
	Whiteside	14	1	88	23	126
14th Circuit Total		130	57	360	265	812
15th	Carroll	6	0	0	12	18
	Jo Daviess	4	0	0	1	5
	Lee	3	0	151	0	154
	Ogle	3	0	0	19	22
	Stephenson	20	1	0	0	21
15th Circuit Total		36	1	151	32	220
16th	Kane	277	973	246	596	2,092
17th	Boone	6	0	128	0	134
	Winnebago	139	95	1,164	0	1,398
17th Circuit Total		145	95	1,292	0	1,532
18th	DuPage	288	26	476	236	1,026
19th	Lake	266	65	83	393	807
20th	Monroe	2	0	0	0	2
	Perry	5	2	0	23	30
	Randolph	15	2	0	0	17
	St. Clair	11	4	0	2	17
	Washington	0	0	0	13	13
20th Circuit Total		33	8	0	38	79
21st	Iroquois	1	0	39	12	52
	Kankakee	15	9	123	216	363
21st Circuit Total		16	9	162	228	415
22nd	McHenry	118	10	0	0	128
23rd	DeKalb	81	1	0	24	106
	Kendall	67	9	130	187	393
23rd Circuit Total		148	10	130	211	499
Cook	Juvenile	1,552	394	0	0	1,946
Statewide Total		3,851	1,875	8,969	4,006	18,701

**Juvenile Petitions Continued Under Supervision/Adjudications
(Calendar Year 2014)**

Circuit	County	Continued Under Supervision		Adjudication		Total
		Delinquency	Truancy	Delinquency	Truancy	
1st	Alexander	0	0	1	0	1
	Jackson	3	0	52	0	55
	Johnson	6	0	5	0	11
	Massac	0	0	24	0	24
	Pope	1	0	2	0	3
	Pulaski	0	0	0	0	0
	Saline	0	0	26	0	26
	Union	6	0	15	0	21
	Williamson	0	0	16	0	16
1st Circuit Total		16	0	141	0	157
2nd	Crawford	15	0	0	0	15
	Edwards	1	0	1	0	2
	Franklin	0	0	0	0	0
	Gallatin	2	0	2	0	4
	Hamilton	0	0	0	0	0
	Hardin	3	0	0	0	3
	Jefferson	0	0	44	22	66
	Lawrence	2	0	7	0	9
	Richland	25	0	15	0	40
	Wabash	20	0	20	0	40
	Wayne	7	0	3	0	10
	White	30	0	21	0	51
	2nd Circuit Total		105	0	113	22
3rd	Bond	5	0	10	0	15
	Madison	215	0	47	0	262
3rd Circuit Total		220	0	57	0	277
4th	Christian	8	0	31	0	39
	Clay	5	0	12	0	17
	Clinton	28	0	23	0	51
	Effingham	16	0	48	0	64
	Fayette	9	1	15	0	25
	Jasper	9	0	5	0	14
	Marion	22	1	74	0	97
	Montgomery	2	0	30	0	32
	Shelby	7	0	22	0	29
4th Circuit Total		106	2	260	0	368
5th	Clark	8	0	16	0	24
	Coles	17	2	64	1	84
	Cumberland	6	0	8	0	14
	Edgar	7	0	39	0	46
	Vermilion	0	0	64	0	64
5th Circuit Total		38	2	191	1	232

**Juvenile Petitions Continued Under Supervision/Adjudications
(Calendar Year 2014)**

Circuit	County	Continued Under Supervision		Adjudication		Total
		Delinquency	Truancy	Delinquency	Truancy	
6th	Champaign	4	0	95	3	102
	DeWitt	0	0	15	0	15
	Douglas	7	0	3	0	10
	Macon	80	0	67	0	147
	Moultrie	15	0	11	0	26
	Piatt	0	0	6	0	6
6th Circuit Total		106	0	197	3	306
7th	Greene/Scott	1	0	9	0	10
	Jersey	30	0	13	0	43
	Macoupin	0	0	38	0	38
	Morgan	1	0	8	0	9
	Sangamon	5	0	57	0	62
7th Circuit Total		37	0	125	0	162
8th	Adams	2	0	29	0	31
	Brown	0	0	1	0	1
	Calhoun	0	0	0	0	0
	Cass	26	0	18	0	44
	Mason	9	0	22	0	31
	Menard	4	0	5	0	9
	Pike	25	0	21	0	46
	Schuyler	0	0	1	0	1
8th Circuit Total		66	0	97	0	163
9th	Fulton	13	0	12	0	25
	Hancock	5	0	5	0	10
	Henderson	3	0	1	0	4
	Knox	20	0	41	0	61
	McDonough	9	0	19	0	28
	Warren	7	0	6	0	13
9th Circuit Total		57	0	84	0	141
10th	Marshall	2	0	3	0	5
	Peoria	40	0	226	0	266
	Putnam	4	0	2	0	6
	Stark	2	0	10	0	12
	Tazewell	61	0	66	0	127
10th Circuit Total		109	0	307	0	416
11th	Ford	3	0	7	0	10
	Livingston	7	0	46	0	53
	Logan	16	0	47	0	63
	McLean	9	0	148	0	157
	Woodford	15	5	37	0	57
11th Circuit Total		50	5	285	0	340
12th	Will	16	0	47	0	63

**Juvenile Petitions Continued Under Supervision/Adjudications
(Calendar Year 2014)**

Circuit	County	Continued Under Supervision		Adjudication		Total
		Delinquency	Truancy	Delinquency	Truancy	
13th	Bureau	15	0	27	0	42
	Grundy	25	0	18	0	43
	LaSalle	0	0	0	0	0
13th Circuit Total		40	0	45	0	85
14th	Henry	1	0	32	0	33
	Mercer	6	0	16	0	22
	Rock Island	39	0	90	0	129
	Whiteside	24	0	50	0	74
14th Circuit Total		70	0	188	0	258
15th	Carroll	4	1	11	0	16
	Jo Daviess	0	0	4	0	4
	Lee	1	0	41	0	42
	Ogle	18	4	51	2	75
	Stephenson	14	1	65	1	81
15th Circuit Total		37	6	172	3	218
16th	Kane	104	0	177	0	281
17th	Boone	3	0	70	0	73
	Winnebago	39	0	160	0	199
17th Circuit Total		42	0	230	0	272
18th	DuPage	1	0	331	0	332
19th	Lake	0	0	396	0	396
20th	Monroe	16	0	16	0	32
	Perry	14	0	12	0	26
	Randolph	1	1	19	2	23
	St. Clair	82	0	53	0	135
	Washington	5	0	3	0	8
20th Circuit Total		118	1	103	2	224
21st	Iroquois	0	0	36	0	36
	Kankakee	44	0	119	0	163
21st Circuit Total		44	0	155	0	199
22nd	McHenry	61	0	109	0	170
23rd	DeKalb	0	0	152	0	152
	Kendall	67	6	132	2	207
23rd Circuit Total		67	6	284	2	359
Cook	Juvenile	Data Not Available				
Statewide Total		1,510	22	4,094	33	5,659

**Juvenile Programs Ordered
(Calendar Year 2014)**

Circuit	County	Alcohol	Drug	Alcohol & Drug	Youth Services	Mental Health	Other	Total
1st	Alexander	0	0	0	0	0	0	0
	Jackson	0	0	1	12	0	110	123
	Johnson	0	0	0	0	0	0	0
	Massac	0	0	0	0	0	28	28
	Pope	0	0	1	0	1	0	2
	Pulaski	0	0	0	0	0	0	0
	Saline	0	0	0	0	0	1	1
	Union	0	0	0	0	0	48	48
	Williamson	0	0	0	4	0	33	37
1st Circuit Total		0	0	2	16	1	220	239
2nd	Crawford	0	0	0	0	0	2	2
	Edwards	1	0	0	0	0	0	1
	Franklin	0	0	35	0	6	0	41
	Gallatin	0	0	0	0	1	2	3
	Hamilton	0	0	0	0	0	0	0
	Hardin	0	0	0	0	0	0	0
	Jefferson	0	0	0	0	0	0	0
	Lawrence	0	0	0	0	0	6	6
	Richland	0	0	0	0	0	3	3
	Wabash	0	1	2	1	3	3	10
	Wayne	0	0	0	0	0	10	10
	White	0	0	1	0	1	1	3
	2nd Circuit Total		1	1	38	1	11	27
3rd	Bond	0	0	0	0	0	4	4
	Madison	4	51	19	2	35	218	329
3rd Circuit Total		4	51	19	2	35	222	333
4th	Christian	0	0	2	0	7	66	75
	Clay	0	0	0	1	0	17	18
	Clinton	0	4	11	0	11	48	74
	Effingham	2	7	0	0	9	95	113
	Fayette	0	0	24	0	21	66	111
	Jasper	0	0	0	0	0	0	0
	Marion	0	0	131	1	82	282	496
	Montgomery	0	0	0	0	7	235	242
	Shelby	0	0	0	0	1	0	1
4th Circuit Total		2	11	168	2	138	809	1,130
5th	Clark	0	2	10	1	4	0	17
	Coles	0	0	20	0	39	44	103
	Cumberland	0	0	0	0	4	1	5
	Edgar	0	2	0	0	0	0	2
	Vermilion	0	0	0	0	0	0	0
5th Circuit Total		0	4	30	1	47	45	127

**Juvenile Programs Ordered
(Calendar Year 2014)**

Circuit	County	Alcohol	Drug	Alcohol & Drug	Youth Services	Mental Health	Other	Total
6th	Champaign	0	0	16	0	4	17	37
	DeWitt	0	0	0	0	1	4	5
	Douglas	0	0	0	0	1	8	9
	Macon	2	1	0	49	67	112	231
	Moultrie	0	0	2	0	2	6	10
	Piatt	0	0	0	0	1	11	12
6th Circuit Total		2	1	18	49	76	158	304
7th	Greene/Scott	0	1	0	0	0	2	3
	Jersey	3	7	9	0	6	3	28
	Macoupin	9	0	4	0	1	28	42
	Morgan	1	3	26	1	25	0	56
	Sangamon	1	8	28	2	10	43	92
7th Circuit Total		14	19	67	3	42	76	221
8th	Adams	0	1	23	0	26	33	83
	Brown	0	0	1	0	0	0	1
	Calhoun	0	0	0	0	0	0	0
	Cass	0	2	1	0	2	8	13
	Mason	0	12	2	0	0	36	50
	Menard	0	0	1	0	1	0	2
	Pike	0	0	0	0	1	11	12
	Schuyler	5	0	4	0	1	2	12
8th Circuit Total		5	15	32	0	31	90	173
9th	Fulton	0	0	22	0	11	29	62
	Hancock	0	0	7	0	1	13	21
	Henderson	0	0	0	0	1	5	6
	Knox	0	0	19	0	6	132	157
	McDonough	0	0	3	1	6	38	48
	Warren	0	0	1	0	6	15	22
9th Circuit Total		0	0	52	1	31	232	316
10th	Marshall	0	0	0	0	0	1	1
	Peoria	0	0	108	206	43	0	357
	Putnam	0	0	0	0	0	0	0
	Stark	0	0	0	1	1	0	2
	Tazewell	0	3	78	18	10	176	285
10th Circuit Total		0	3	186	225	54	177	645
11th	Ford	0	0	3	0	1	10	14
	Livingston	0	0	0	0	0	0	0
	Logan	1	0	22	0	12	54	89
	McLean	0	0	45	5	41	76	167
	Woodford	1	0	3	0	6	2	12
11th Circuit Total		2	0	73	5	60	142	282
12th	Will	1	94	51	6	53	451	656

**Juvenile Programs Ordered
(Calendar Year 2014)**

Circuit	County	Alcohol	Drug	Alcohol & Drug	Youth Services	Mental Health	Other	Total
13th	Bureau	0	2	10	0	10	1	23
	Grundy	1	0	16	1	12	5	35
	LaSalle	0	1	37	8	39	18	103
13th Circuit Total		1	3	63	9	61	24	161
14th	Henry	0	0	1	0	5	93	99
	Mercer	0	2	5	0	11	24	42
	Rock Island	7	17	38	15	88	225	390
	Whiteside	1	0	22	0	14	20	57
14th Circuit Total		8	19	66	15	118	362	588
15th	Carroll	2	1	0	0	1	3	7
	Jo Daviess	0	0	3	0	6	12	21
	Lee	0	0	9	0	2	12	23
	Ogle	0	2	21	0	67	57	147
	Stephenson	0	0	5	0	3	61	69
15th Circuit Total		2	3	38	0	79	145	267
16th	Kane	0	12	140	4	47	60	263
17th	Boone	0	1	4	0	2	0	7
	Winnebago	0	0	160	8	107	48	323
17th Circuit Total		0	1	164	8	109	48	330
18th	DuPage	1	30	14	4	54	396	499
19th	Lake	0	0	190	0	209	638	1,037
20th	Monroe	0	0	0	1	3	4	8
	Perry	0	2	6	2	4	32	46
	Randolph	0	0	13	4	9	30	56
	St. Clair	0	0	64	4	66	0	134
	Washington	0	0	0	0	0	13	13
20th Circuit Total		0	2	83	11	82	79	257
21st	Iroquois	0	1	11	2	11	3	28
	Kankakee	0	0	0	0	0	0	0
21st Circuit Total		0	1	11	2	11	3	28
22nd	McHenry	5	20	1	0	29	0	55
23rd	DeKalb	2	10	99	1	78	489	679
	Kendall	5	7	124	2	57	414	609
23rd Circuit Total		7	17	223	3	135	903	1,288
Cook	Juvenile	63	157	83	182	255	2,172	2,912
Statewide Total		118	464	1,812	549	1,768	7,479	12,190

**Juvenile Placements
(Calendar Year 2014)**

Circuit	County	Placed in Foster Home		Placed in Group Home		Placed in Treatment		Placed with Relative		Total
		In State	Out of State	In State	Out of State	In State	Out of State	In State	Out of State	
1st	Alexander	0	0	0	0	0	0	0	0	0
	Jackson	0	0	0	0	0	0	0	0	0
	Johnson	0	0	0	0	0	0	0	0	0
	Massac	0	0	0	0	0	0	0	0	0
	Pope	0	0	0	0	0	0	0	0	0
	Pulaski	0	0	0	0	0	0	0	0	0
	Saline	0	0	0	0	0	0	0	0	0
	Union	0	0	0	0	0	0	0	0	0
	Williamson	0	0	0	0	0	0	0	0	0
1st Circuit Total		0	0	0	0	0	0	0	0	0
2nd	Crawford	0	0	0	0	1	0	0	0	1
	Edwards	0	0	0	0	0	0	1	0	1
	Franklin	0	0	0	0	14	0	0	0	14
	Gallatin	0	0	0	0	0	1	0	0	1
	Hamilton	0	0	0	0	0	0	0	0	0
	Hardin	0	0	0	0	0	0	0	0	0
	Jefferson	0	0	0	0	0	0	0	0	0
	Lawrence	0	0	0	0	1	0	0	0	1
	Richland	0	0	0	0	1	0	0	0	1
	Wabash	0	0	3	0	9	1	0	0	13
	Wayne	0	0	0	0	0	0	0	0	0
	White	0	0	0	0	0	0	0	0	0
2nd Circuit Total		0	0	3	0	26	2	1	0	32
3rd	Bond	0	0	0	0	0	0	0	0	0
	Madison	3	0	4	0	0	0	1	0	8
3rd Circuit Total		3	0	4	0	0	0	1	0	8
4th	Christian	1	0	2	0	0	0	0	0	3
	Clay	0	0	0	0	0	0	0	0	0
	Clinton	0	0	2	0	1	0	2	0	5
	Effingham	0	0	0	0	0	0	0	0	0
	Fayette	0	0	0	0	3	0	0	0	3
	Jasper	0	0	0	0	0	0	0	0	0
	Marion	0	0	0	0	0	0	0	0	0
	Montgomery	0	0	0	0	0	0	0	0	0
	Shelby	0	0	0	0	0	0	0	0	0
4th Circuit Total		1	0	4	0	4	0	2	0	11
5th	Clark	0	0	0	0	3	0	0	0	3
	Coles	0	0	0	0	0	0	0	0	0
	Cumberland	0	0	0	0	0	0	0	0	0
	Edgar	0	0	0	0	0	0	0	0	0
	Vermilion	0	0	0	0	0	0	1	0	1
5th Circuit Total		0	0	0	0	3	0	1	0	4

**Juvenile Placements
(Calendar Year 2014)**

Circuit	County	Placed in Foster Home		Placed in Group Home		Placed in Treatment		Placed with Relative		Total
		In State	Out of State	In State	Out of State	In State	Out of State	In State	Out of State	
6th	Champaign	1	0	6	0	12	0	2	0	21
	DeWitt	0	0	0	0	0	0	0	0	0
	Douglas	0	0	0	0	0	0	0	0	0
	Macon	4	0	7	0	0	0	1	0	12
	Moultrie	0	0	0	0	0	0	0	0	0
	Piatt	0	0	0	0	0	0	0	0	0
6th Circuit Total		5	0	13	0	12	0	3	0	33
7th	Greene/Scott	0	0	0	0	0	0	0	0	0
	Jersey	0	0	0	0	4	0	6	0	10
	Macoupin	0	0	0	0	0	0	0	0	0
	Morgan	0	0	0	0	1	0	0	0	1
	Sangamon	2	0	2	0	1	0	1	0	6
7th Circuit Total		2	0	2	0	6	0	7	0	17
8th	Adams	1	0	0	0	5	0	0	0	6
	Brown	0	0	0	0	0	0	0	0	0
	Calhoun	0	0	0	0	0	0	0	0	0
	Cass	0	0	0	0	0	0	0	0	0
	Mason	0	0	0	0	0	0	1	0	1
	Menard	0	0	0	0	0	0	0	0	0
	Pike	0	0	0	0	0	0	0	0	0
	Schuyler	0	0	0	0	1	0	0	0	1
8th Circuit Total		1	0	0	0	6	0	1	0	8
9th	Fulton	0	0	0	0	0	0	0	0	0
	Hancock	0	0	0	0	3	0	0	0	3
	Henderson	0	0	0	0	0	0	0	0	0
	Knox	0	0	0	0	2	1	0	0	3
	McDonough	0	0	0	0	1	0	0	0	1
	Warren	0	0	0	0	0	0	0	0	0
9th Circuit Total		0	0	0	0	6	1	0	0	7
10th	Marshall	0	0	0	0	0	0	0	0	0
	Peoria	0	0	0	0	10	0	0	0	10
	Putnam	0	0	0	0	0	0	0	0	0
	Stark	0	0	0	0	0	0	0	0	0
	Tazewell	0	0	0	0	4	0	0	0	4
10th Circuit Total		0	0	0	0	14	0	0	0	14
11th	Ford	0	0	0	0	0	0	0	0	0
	Livingston	2	0	2	0	4	0	0	0	8
	Logan	0	0	0	0	0	0	0	0	0
	McLean	4	2	0	0	15	1	0	1	23
	Woodford	0	0	0	0	0	0	0	0	0
11th Circuit Total		6	2	2	0	19	1	0	1	31
12th	Will	6	0	7	0	3	0	35	2	53

**Juvenile Placements
(Calendar Year 2014)**

Circuit	County	Placed in Foster Home		Placed in Group Home		Placed in Treatment		Placed with Relative		Total
		In State	Out of State	In State	Out of State	In State	Out of State	In State	Out of State	
13th	Bureau	0	0	0	0	1	0	0	0	1
	Grundy	0	0	1	0	6	0	1	0	8
	LaSalle	0	0	0	0	8	0	0	0	8
13th Circuit Total		0	0	1	0	15	0	1	0	17
14th	Henry	0	0	0	0	1	0	0	0	1
	Mercer	0	0	0	0	0	0	0	0	0
	Rock Island	2	0	1	0	22	0	0	0	25
	Whiteside	0	0	0	0	6	1	0	0	7
14th Circuit Total		2	0	1	0	29	1	0	0	33
15th	Carroll	0	0	1	0	2	0	0	0	3
	Jo Daviess	0	0	0	0	0	0	0	0	0
	Lee	0	0	0	0	0	0	0	0	0
	Ogle	0	0	0	0	4	0	0	0	4
	Stephenson	0	0	1	0	2	0	0	0	3
15th Circuit Total		0	0	2	0	8	0	0	0	10
16th	Kane	0	0	0	0	1	12	0	0	13
17th	Boone	0	0	0	0	6	0	0	0	6
	Winnebago	2	0	5	1	69	3	2	0	82
17th Circuit Total		2	0	5	1	75	3	2	0	88
18th	DuPage	5	0	12	0	13	0	8	1	39
19th	Lake	2	0	12	0	102	2	4	0	122
20th	Monroe	0	0	0	0	0	0	0	0	0
	Perry	0	0	0	0	2	0	2	0	4
	Randolph	0	0	0	0	4	0	0	0	4
	St. Clair	0	0	4	0	14	0	0	0	18
	Washington	0	0	1	0	0	0	0	0	1
20th Circuit Total		0	0	5	0	20	0	2	0	27
21st	Iroquois	0	0	0	0	1	0	0	0	1
	Kankakee	0	0	1	0	0	0	0	0	1
21st Circuit Total		0	0	1	0	1	0	0	0	2
22nd	McHenry	0	0	0	0	5	0	0	0	5
23rd	DeKalb	2	0	0	0	1	2	1	0	6
	Kendall	1	0	0	0	1	0	0	0	2
23rd Circuit Total		3	0	0	0	2	2	1	0	8
Cook	Juvenile	39	1	35	0	237	14	85	57	468
Statewide Total		77	3	109	1	607	38	154	61	1,050

**APPELLATE COURT
OF ILLINOIS**

**MAP OF APPELLATE AND SUPREME COURT
JUDICIAL DISTRICTS
AND
DIRECTORY OF APPELLATE CLERKS**



**Appellate Court
Directory**

First District
160 North LaSalle Street
Room S 1400
Chicago (60601)
(312) 793-5484
Steven M. Ravid, Clerk

Second District
55 Symphony Way
Elgin (60120)
(847) 695-3750
Robert J. Mangan, Clerk

Third District
1004 Columbus Street
Ottawa (61350)
(815) 434-5050
Barbara Trumbo, Clerk

Fourth District
Waterways Building
201 W. Monroe Street
Springfield (62794)
(217) 782-2586
Carla Bender, Clerk

Fifth District
14th & Main Streets
Mt. Vernon (62864)
(618) 242-3120
John J. Flood, Clerk

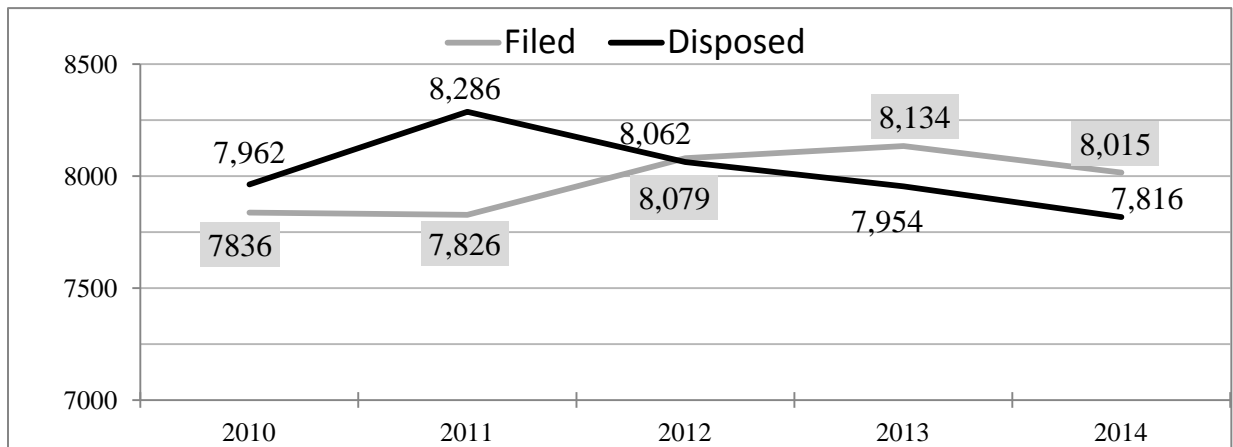
**GRAPHICAL PRESENTATION
OF
FIVE-YEAR TRENDS**

--

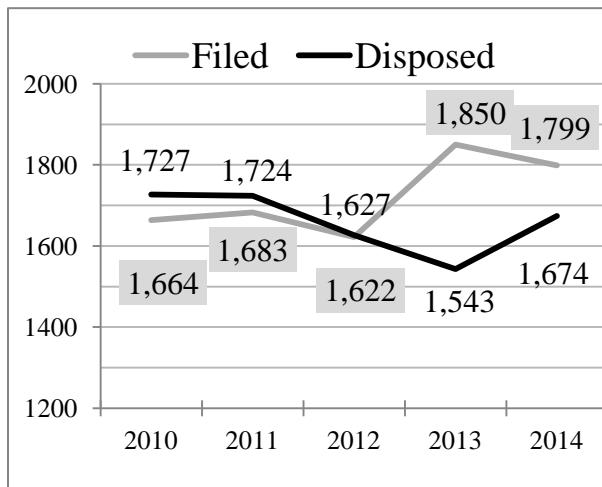
**TOTAL CASELOAD AND CASELOAD
BY
DISTRICT**

APPELLATE COURT OF ILLINOIS FIVE-YEAR TRENDS

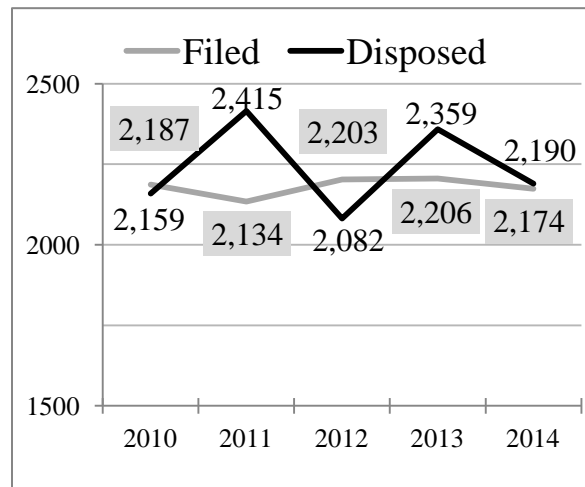
Total Caseload*



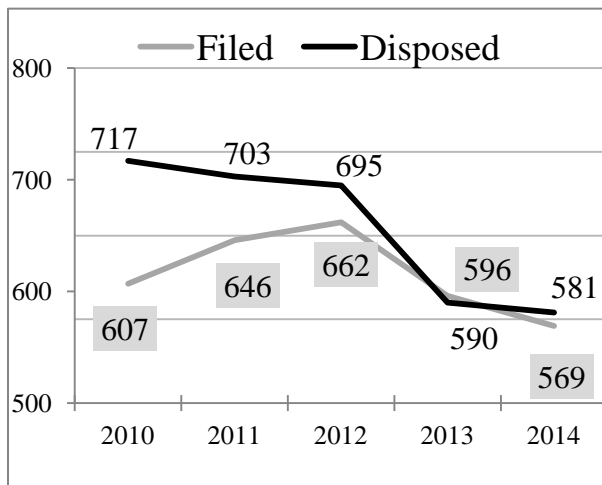
First District – Criminal Cases



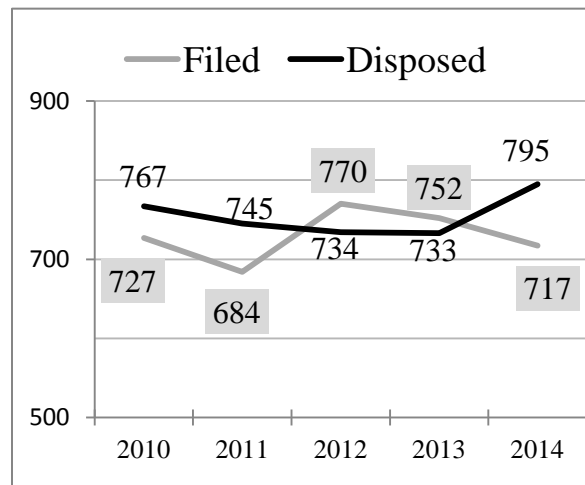
First District – Civil Cases*



Second District – Criminal Cases

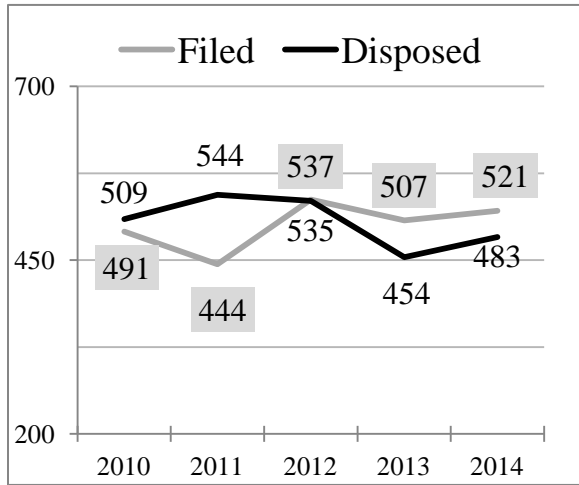


Second District – Civil Cases*

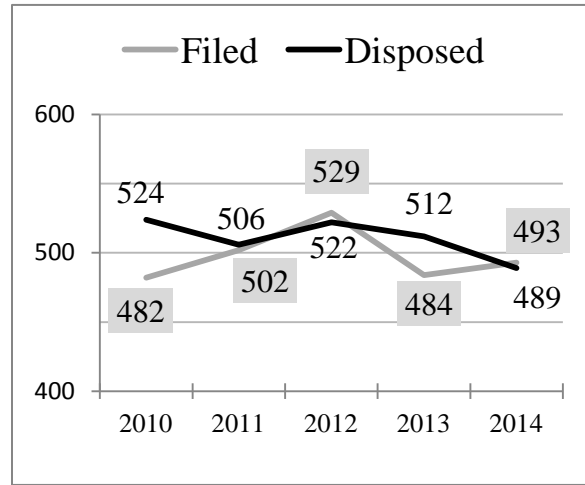


*Totals include Industrial Commission Division Cases.

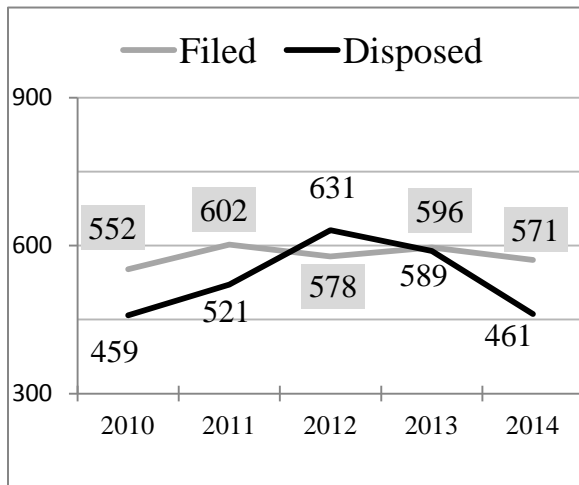
Third District – Criminal Cases



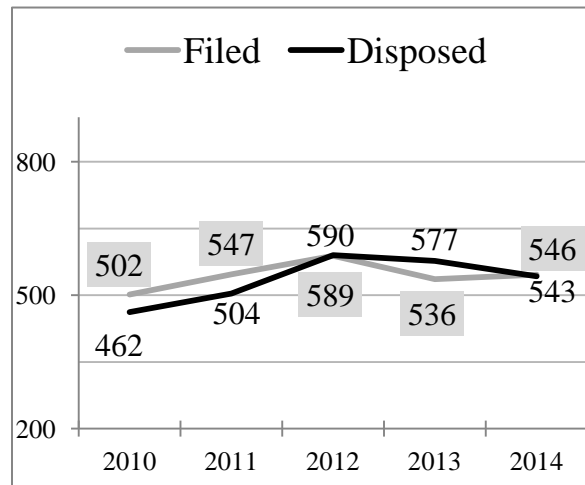
Third District – Civil Cases*



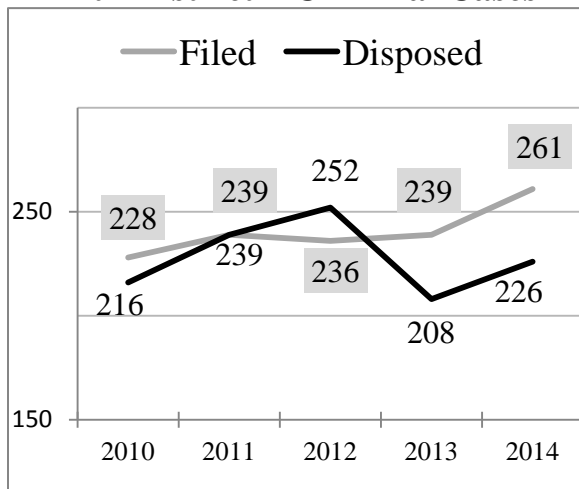
Fourth District – Criminal Cases



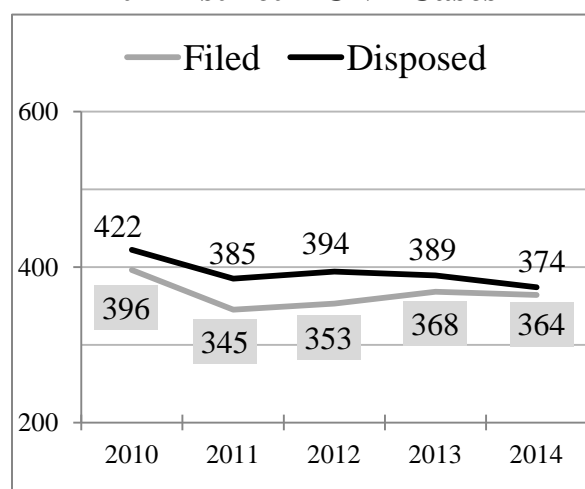
Fourth District – Civil Cases*



Fifth District – Criminal Cases



Fifth District – Civil Cases*



*Totals include Industrial Commission Division Cases.

CASELOAD AND STATISTICAL RECORDS

**CASELOAD SUMMARY BY DISTRICT
APPELLATE COURT OF ILLINOIS
CALENDAR YEAR 2014**

Appellate District	Type of Case	Number of Cases Pending January 1, 2014	Number of Cases Filed During 2014	Number of Cases Reinstated	Number of Cases Disposed	Number of Cases Disposed by Majority Opinion	Number of Cases Disposed By Rule 23 Order	Number of Cases Disposed By Summary Order	Number of Cases Disposed Without Opinion, R23 or Sum. Ord.	Number of Cases Pending December 31, 2014	Inventory Increase\ Decrease
First	Civil	1818 (71) *	2122 (52)	177 (2)	2120 (70)	281 (7)	601 (37)	129 (2)	1109 (24)	1997 (55)	179
	Criminal	2952	1799	72	1674	136	802	333	403	3149	197
Second	Civil	569 (33)	702 (15)	22	765 (30)	121 (3)	264 (19)	83 (1)	297 (7)	528 (18)	-41
	Criminal	707	569	9	581	54	207	88	232	704	-3
Third	Civil	320 (19)	478 (15)	5	470 (19)	63 (2)	230 (14)	14	163 (3)	333 (15)	13
	Criminal	550	521	4	483	57	229	34	163	592	42
Fourth	Civil	284 (17)	530 (16)	3	527 (16)	62 (4)	285 (11)	14	166 (1)	290 (17)	6
	Criminal	621	571	5	461	49	175	32	205	736	115
Fifth	Civil	283 (16)	341 (23)	2	356 (18)	40 (1)	136 (17)	9	171	270 (21)	-13
	Criminal	348	261	2	226	17	91	30	88	385	37
TOTALS	Civil	3274 (156)	4173 (121)	209 (2)	4238 (153)	567 (17)	1516 (98)	249 (3)	1906 (35)	3418 (126)	144
	Criminal	5178	3721	92	3425	313	1504	517	1091	5566	388

* Numbers in parentheses refer to Industrial Commission Division Cases which are not included in the Civil totals.

**CASE DISPOSITIONS BY DISTRICT
APPELLATE COURT OF ILLINOIS
CALENDAR YEAR 2014**

		METHOD OF DISPOSITION																								
Appellate District	Type of Case	Affirmed			Reversed			Affirmed in Part and/or Reversed in Part			Reversed and Remanded			Modified			Vacated and/or Remanded			Dismissed			Disposed of w/o Opinion R23 or Sum. Ord.	Total Cases Disposed		
		Opinion	Rule 23	Sum. Order	Opinion	Rule 23	Sum. Order	Opinion	Rule 23	Sum. Order	Opinion	Rule 23	Sum. Order	Opinion	Rule 23	Sum. Order	Opinion	Rule 23	Sum. Order	Opinion	Rule 23	Sum. Order				
First	Civil	162 (3) *	436 (17)	103 (1)	12	18 (7)	0	53 (3)	54 (9)	0	38 (1)	50 (2)	1	0	0	0	11	14 (2)	0 (1)	5	29	25	1109 (24)	2120 (70)		
	Criminal	72	580	305	11	27	1	17	84	9	24	61	2	0	0	0	11	35	1	1	15	15	403	1674		
Second	Civil	76 (2)	204 (7)	47	7	5 (1)	0	11 (1)	23 (10)	0	16	18 (1)	2	0	0	0	8	7	1 (1)	3	7	33	297 (7)	765 (30)		
	Criminal	30	161	57	2	1	0	4	24	7	8	11	2	0	0	2	9	9	6	1	1	14	232	581		
Third	Civil	34	201 (8)	10	1	6 (1)	0	7 (1)	5 (4)	0	14 (1)	11 (1)	0	0	0	0	4	4	0	3	3	4	163 (3)	470 (19)		
	Criminal	24	152	16	8	2	0	10	28	10	12	32	2	0	0	0	1	9	5	2	6	1	163	483		
Fourth	Civil	35	223 (5)	7	4 (1)	3	0	9	25 (4)	0	10 (2)	12	1	0	0	0	3 (1)	8	0	1	14 (2)	6	166 (1)	527 (16)		
	Criminal	21	117	22	1	1	0	14	30	2	8	15	2	0	0	0	3	6	6	2	6	0	205	461		
Fifth	Civil	21 (1)	89 (9)	4	4	11 (1)	0	5	7 (6)	0	7	17 (1)	1	0	0	0	3	4	2	0	8	2	171	356 (18)		
	Criminal	11	65	13	0	2	2	1	3	1	4	14	1	0	0	4	1	5	9	0	2	0	88	226		
TOTALS	Civil	328 (6)	1153 (46)	171 (1)	28 (1)	43 (10)	0	85 (5)	114 (33)	0	85 (4)	108 (5)	5	0	0	0	29 (1)	37 (2)	3 (2)	12	61 (2)	70	1906 (35)	4238 (153)		
	Criminal	158	1075	413	22	33	3	46	169	29	56	133	9	0	0	6	25	64	27	6	30	30	1091	3425		

* Numbers in parentheses refer to Industrial Commission Division Cases which are not included in the Civil totals.

**METHOD OF CASE DISPOSITION
APPELLATE COURT OF ILLINOIS
CALENDAR YEAR 2014**

METHOD OF DISPOSITION WITHOUT OPINION OR ORDER																
Appellate District	Type of Case	Dismissed			Dismissed on Court's Motion			Leave to Appeal Denied (a) **	Motion for Leave to File Late Notice of Appeal Denied (b)	Remanded With Direction For Further Proceeding	Dismissed in the Trial Court	Bail Order Entered	Confession of Error	Transferred to Proper Court	Other Dispositions	Total Cases Disposed of Without Opinion Or Order
		Motion of Appellant	Motion of Appellee	Stipulation of Parties	Failure to Comply With Rules/Orders	Lack of Jurisdiction No Final Appealable Order	Other									
First	Civil	204 (10)*	173 (2)	5	594 (5)	8	3	52 (1)	13	1	24	0	0	0	32 (6)	1109 (24)
	Criminal	175	1	0	50	4	1	0	48	0	1	4	0	0	119	403
Second	Civil	75 (1)	24 (1)	4 (3)	147	6 (1)	0	12	8	1	17 (1)	0	0	1	2	297 (7)
	Criminal	60	5	0	50	6	2	1	11	3	9	0	7	3	75	232
Third	Civil	30 (2)	17	8	85	3 (1)	3	4	5	1	5	0	1	1	0	163 (3)
	Criminal	73	0	0	21	2	4	0	14	30	4	1	14	0	0	163
Fourth	Civil	50	28	3 (1)	51	5	6	12	3	2	6	0	0	0	0	166 (1)
	Criminal	120	0	0	15	0	0	1	3	60	6	0	0	0	0	205
Fifth	Civil	46	7	3	71	18	0	12	3	0	11	0	0	0	0	171
	Criminal	49	0	0	6	15	0	0	4	0	9	3	0	2	0	88
TOTALS	Civil	405 (13)	249 (3)	23 (4)	948 (5)	40 (2)	12	92 (1)	32	5	63 (1)	0	1	2	34 (6)	1906 (35)
	Criminal	477	6	0	142	27	7	2	80	93	29	8	21	5	194	1091

* Numbers in parentheses refer to Industrial Commission Division Cases which are not included in the Civil totals.

** S.C.Rule 306/308

(a) Includes Denial of Permissive Interlocutory

(b) Includes Denial of Motion to File Late Record

**TIME LAPSE: CASE FILING TO DISPOSITION
APPELLATE COURT OF ILLINOIS
CALENDAR YEAR 2014**

Appellate District	Type of Case	TIME LAPSE BETWEEN CASE FILING AND DISPOSITION						Total Cases Disposed
		Under 6 Months	6 to 12 Months	1 to 1-1/2 Years	1-1/2 to 2 Years	2 to 3 Years	Over 3 Years	
First	Civil	734 (12) *	758 (16)	430 (29)	137 (9)	53 (4)	8	2120 (70)
	Criminal . .	120	144	454	507	382	67	1674
Second	Civil	288 (4)	347 (5)	106 (20)	13	10 (1)	1	765 (30)
	Criminal . .	96	125	211	132	14	3	581
Third	Civil	210 (1)	146 (6)	79 (11)	25 (1)	8	2	470 (19)
	Criminal . .	93	52	124	152	56	6	483
Fourth	Civil	287	197 (8)	39 (8)	2	2	0	527 (16)
	Criminal . .	119	84	172	77	8	2	462
Fifth	Civil	159	101 (11)	76 (6)	11 (1)	7	2	356 (18)
	Criminal . .	54	16	47	64	37	8	226
TOTALS	Civil	1678 (17)	1549 (46)	730 (74)	188 (11)	80 (5)	13	4238 (153)
	Criminal . .	482	421	1008	932	497	86	3426
GRAND TOTAL		2160 (17)	1970 (46)	1738 (74)	1120 (11)	577 (5)	99	7664 (153)

* Numbers in parentheses refer to Industrial Commission Division Cases which are not included in the Civil totals.

**TIME LAPSE: BRIEF FILING TO DISPOSITION
APPELLATE COURT OF ILLINOIS
CALENDAR YEAR 2014**

Appellate District	Type of Case	TIME LAPSE BETWEEN BRIEF FILING AND DISPOSITION						Total Cases Disposed
		Under 6 Months	6 to 12 Months	1 to 1-1/2 Years	1-1/2 to 2 Years	2 to 3 Years	Over 3 Years	
First	Civil	576 (6) *	281 (41)	30 (2)	10 (2)	1	0	898 (51)
	Criminal . .	540	396	20	6	9	5	976
Second	Civil	363	61 (23)	1 (1)	1 (1)	0	0	426 (25)
	Criminal . .	271	23	0	0	1	1	296
Third	Civil	143 (2)	90 (15)	12 (1)	2	0	0	247 (18)
	Criminal . .	144	98	8	2	0	0	252
Fourth	Civil	308 (4)	32 (12)	1	1	0	0	342 (16)
	Criminal . .	192	19	0	0	1	1	213
Fifth	Civil	121 (6)	71 (11)	8 (1)	0	0	2	202 (18)
	Criminal . .	64	44	8	0	0	1	117
TOTALS	Civil	1511 (18)	535 (102)	52 (5)	14 (3)	1	2	2115 (128)
	Criminal . .	1211	580	36	8	11	8	1854
GRAND TOTAL		2722 (18)	1115 (102)	88 (5)	22 (3)	12	10	3969 (128)

* Numbers in parentheses refer to Industrial Commission Division Cases which are not included in the Civil totals.

**OPINIONS AND RULE 23 ORDERS
APPELLATE COURT OF ILLINOIS
CALENDAR YEAR 2014**

Appellate District	OPINIONS						Rule 23 Orders	Summary Orders
	Majority	Per Curiam	Specially Concurring	Dissenting	Supplemental	Total Opinions		
First	396 (7)*	0	25	25	0	446 (7)	1401 25 Sp. Conc.(2) 29 Dissent (37)	462 (2)
Second	148 (3)	0	12 (2)	12	0 (1)	172 (6)	430 3 Sp. Conc. 6 Dissent (18)	159 (1)
Third	99 (2)	0	18 (1)	24	1	142 (3)	382 20 Sp. Conc. 45 Dissent (1) (14)	44
Fourth	109 (4)	0	0	2	0	111 (4)	448 3 Sp. Conc. 10 Dissent (11)	46
Fifth	57 (1)	0	2	3	0	62 (1)	219 2 Sp. Conc. 9 Dissent (2) (17)	39
TOTALS	809 (17)	0	57 (3)	66	1 (1)	933 (21)	2880 53 Sp. Conc.(2) 99 Dissent (3) (97)	750 (3)

* Numbers in parentheses refer to Industrial Commission Division Cases which are not included in the Civil totals.

**SUPREME COURT
OF ILLINOIS**

**CASELOAD AND STATISTICAL
RECORDS**

--

**FIVE-YEAR TRENDS AND
2014 DATA**

SUPREME COURT CASELOAD AND STATISTICAL RECORDS CASE FILINGS AND DISPOSITIONS

A summary of case filings and dispositions in the Supreme Court of Illinois for the period 2010 through 2014 is presented in Table 1.

During 2014, filings in the Supreme Court totaled 2,429; 242 fewer cases than the 2,671 cases filed in 2013. The Supreme Court disposed of a total of 2,443 cases in 2014; a decrease of 184 cases from 2013 dispositions.

In 2014 there were 1,596 cases filed on the general docket, which is the predominant docket, a decrease of 124 cases, or 7.8 percent from 2013 general docket filings.

A total of 644 miscellaneous record cases were filed in 2014, 63 fewer cases than filed in 2013. The miscellaneous record consists primarily of attorney matters. In 2014, approximately 421 name-change (on roll of attorneys) petitions and 6 motions for restoration to active status on the roll of attorneys (under Rule 759) were filed. Disciplinary matters account for 116 cases, and the remaining 101 cases consist of bar admission motions, petitions concerning professional service corporations etc. under Rule 721, certain *pro hac vice* motions, and various administrative matters.

In 2014, 189 miscellaneous docket cases were filed, a 55-case decrease from 2013. This docket consists of conviction-related cases filed by *pro se* prisoners. Typically, a matter is placed on the miscellaneous docket, as opposed to the general docket, when papers do not conform to the Supreme Court Rules in one or more respects. This docket provides a forum for the incarcerated *pro se* litigant without compromising standard filing requirements.

Petitions for Leave to Appeal

In 2014, 1,469 petitions were filed, a decrease of 115 cases from the 2013 filings on the leave to appeal docket, as represented in Table 2a. As in the prior 4 years, approximately twice as many petitions were filed in people cases than in civil cases. The Supreme Court allowed 73 petitions (31 people/42 civil), or 4.7 percent of the petitions acted upon in 2014. As indicated in Table 2b, 8 less petitions were allowed in 2014 than in 2013. The 5-year average of petitions allowed is 72.

Mandatory Appeals

As seen in Table 3, no direct appeals from the imposition of the death sentence or capital post-conviction appeals were filed in light of the statute abolishing the death penalty effective July 1, 2011, and Governor Quinn's March 9, 2011, commutation order.

In 2014, 8 direct appeals were filed by right from judgments of the circuit court in people's cases under Rule 603 and 3 direct appeals were docketed in civil cases, the same number of cases filed in 2013.

As in the prior year, no certificates of importance from the appellate court filed in 2014.

Other Activity

In 2014, the Supreme Court filed 61 opinions, disposing of 67 cases (Table 6). This figure does not include separate dissenting or concurring opinions, which numbered approximately 18.

The court ruled on 12 petitions for rehearing in decided cases (See Table 7, but note that several petitions disposed were filed in 2013), allowing none; entertained oral argument in 70 cases (Table 5); and considered approximately 1,219 motions on the general docket alone, including 94 original action motions under Rules 381, 382, and 383 (Table 1).

Attorney disciplinary activity (Table 8) in 2014 was concentrated on the miscellaneous record where the Court disciplined 111 attorneys by order and suspended 5 attorneys on an interim basis by order. Seven (7) petitions for reinstatement to the roll of attorneys pursuant to Supreme Court Rule 767 were presented to the Court in 2014: 1 was allowed, 1 was denied, and 5 were withdrawn. The Court imposed a three (3) month suspension in one (1) case by opinion.

No new rules were adopted in 2014, a decrease of five than in 2013.

In 2014, the Court amended thirty-eight (38) Supreme Court Rules: Rules 313 (amended on January 23, 2014), 383, 706 (amended February 10, 2014), 361 (amended March 14, 2014 and December 11, 2014), 381, 383, 756 (amended March 14, 2014), 138 (amended May 29, 2014 and November 21, 2014), 201, 204, 214, 216, 218, 243, 306, 707 (amended May 29, 2014), 501 (amended June 11, 2014), 756 (amended June 23, 2014), 12, 373 (amended September 19, 2014), 298 (amended September 25, 2014), 40 (amended October 1, 2014), 41 (amended December 9, 2014), 303, 308, 315, 361, 367, 604, 606, 608, 610 (amended December 11, 2014) 64 (amended December 19, 2014), 501, 503, 526, 556 (amended December 30, 2014), and Supreme Court Rule 219 Committee comments were revised (amended May 29, 2014).

In 2014, pursuant to Supreme Court Rule 3, the Supreme Court Rules Committee forwarded twelve (12) matters to the Clerk of the Supreme Court to be filed on the Proposed Rule Docket, which consists of rule proposals and amendments under consideration by the Supreme Court or its committees. In 2014, fourteen (14) matters on the Proposed Rule Docket were closed.

The Supreme Court, which is responsible for regulating the practice of law in the state, licensed 2,956 attorneys in 2014, a decrease of 228 from the 3,184 licenses awarded in 2013. During the past 5 years, 15,138 lawyers were licensed, an average of 3,027 per year, which is a decrease of 26 from the 5-year average reported in 2013.

Respecting limited licensure, in 2014 the Court admitted 88 House Counsel (Rule 716) and 6 Legal Service Program attorneys (Rule 717). The Court also licensed one (1) Foreign Legal Consultant (Rule 712) in 2014.

In 2014, approximately 4,705 firms were registered with the Court pursuant to Supreme Court Rule 721 to engage in the practice of law as a professional service corporation, professional association, limited liability company or limited liability partnership. Approximately 62 percent of these firms also provided evidence of minimum insurance or proof of financial responsibility pursuant to Rule 722 (limited liability legal practice).

Table 1
Summary of Case Filings and Final Dispositions
Supreme Court of Illinois
2010 - 2014

Filings	Grand Total	Total General Docket	Direct Appeals by Right (a)	Certificates of Importance (b)	Direct Appeals by Permission (c)	Petitions for Leave to Appeal (d)	Original Action Motions (e)	Attorney Disc. Cases on General Docket	Other General Docket (f)	Total Misc. Record (g)	Total Misc. Docket (h)
2010	3014	1978	4	0	6	1858	99	1	15	775	261
2011	2906	1943	2	0	1	1799	122	1	21	752	211
2012	2697	1795	6	1	3	1664	104	0	17	689	213
2013	2671	1720	11	0	10	1584	103	1	11	707	244
2014	2429	1596	11	0	8	1469	94	1	11	644	189
Dispo- sitions											
2010	2922	1875	8	1	6	1677	93	0	90	807	240
2011	3104	2112	8	1	1	1858	115	1	53	762	230
2012	2793	1876	3	0	3	1676	111	2	82	710	207
2013	2627	1679	5	1	9	1491	98	2	74	717	231
2014	2443	1612	6	0	9	1487	94	1	61	631	200

(a) Appeals directly from the circuit court: Capital cases (Ill. Const. 1970, art. VI, § 4; Rule 603 appeals from imposition of death sentence and appeals in post-conviction proceedings under Rule 651) and statutes held invalid (Rules 302(a) and 603). **(b)** Certification of case by Appellate Court under Rule 316. **(c)** Rule 302(b) motions. “Dispositions” do not include motions allowed in a given year unless entire case disposed of in that same year. **(d)** “Dispositions” do not include petitions allowed in a given year unless entire case disposed of in that same year. **(e)** Motions filed under Rule 381 (mandamus, prohibition, habeas corpus), Rule 382 (legislative redistricting/ability of governor to serve or resume office), Rule 383 (supervisory authority). “Dispositions” do not include motions allowed in a given year unless entire case disposed of in that same year. **(f)** “Filings” include, for example, motions for appeal bond, motions to stay (Rule 305), motions to transfer & consolidate multicircuit actions (Rule 384), certification of questions of state law from certain federal courts (Rule 20). “Dispositions” also may include allowed petitions for leave to appeal which were not completely disposed of in the year in which the petition was filed (see footnote (d)), including dismissals. **(g)** The Miscellaneous Record consists primarily of attorney matters, including disciplinary cases, motions for restoration to active status (Rule 759), petitions to change name on roll of attorneys, bar admission motions, and law firms seeking leave to register/renew under Rule 721. **(h)** Cases are filed on the Miscellaneous Docket when papers tendered by pro se prisoners do not conform to Supreme Court Rules.

Table 2
Summary of Petitions for Leave to Appeal and/or Appeal as a Matter of Right
Under Rules 315/317 - General Docket
Supreme Court of Illinois
2010 – 2014

Table 2 consists of two parts, 2a and 2b, and contains all information presented in former Table 2, as well as the following additional information: a new column for “denied with supervisory order,” and a note that the “total disposed” column now includes petitions “denied with supervisory order” and petitions that were “allowed.” The “percent allowed” column reflects these changes.

Table 2a
Filings

	Total Filed	(People)	(Civil)
2010	1858	(1286)	(572)
2011	1799	(1233)	(566)
2012	1664	(1148)	(516)
2013	1584	(1036)	(548)
2014	1469	(950)	(519)

Table 2b
Dispositions

	Total Allowed	(People)	(Civil)	Denied, Dismissed or Withdrawn	Denied With Supervisory	Total Disposed (a)	Percent Allowed
2010	73	(36)	(37)	1553	124	1750	4.2%
2011	78	(36)	(42)	1740	118	1936	4.0%
2012	72	(33)	(39)	1638	50	1760	4.1%
2013	65	(31)	(34)	1424	28	1517	4.3%
2014	73	(31)	(42)	1438	45	1556	4.7%

(a) Total disposed includes petitions allowed, denied, denied with supervisory order, dismissed and withdrawn.

(b) Relationship between petitions allowed and all petitions disposed, i.e., denied, denied with supervisory order, dismissed, withdrawn, and allowed.

Table 3
Mandatory Jurisdiction Appeals - General Docket
Supreme Court of Illinois
2010 - 2014

	Total Filed	Capital		Statute Invalid		Certificate of Importance		Total Disposed	Capital		Statute Invalid		Certificate of Importance	
		Imposition of death sentence	Post-Conviction	People	Civil	People	Civil		People	Civil	People	Civil		
2010	4	2	0	2	0	0	0	9	4	0	2	2	0	1
2011	2	0	0	2	0	0	0	9	5	1	2	0	0	1
2012	7	0	0	4	2	0	1	3	0	0	3	0	0	0
2013	11	0	0	3	8	0	0	6	0	0	2	3	0	1
2014	11	0	0	8	3	0	0	6	0	0	3	3	0	0

Table 4
General Docket
People and Civil Cases
Supreme Court of Illinois
2010 - 2014

	Total Filed	(People)	(Civil)	Total Disposed	(People)	(Civil)
2010	1978	1338	640	1875	1261	614
2011	1943	1291	652	2115	1461	651
2012	1795	1202	593	1876	1241	635
2013	1720	1089	631	1679	1040	639
2014	1596	1003	593	1612	1034	578

Table 5
Summary of the Call of the Docket
Supreme Court of Illinois
2010 - 2014

	Cases Submitted	(People)	(Civil)
2010	88	(52)	(36)
2011	69	(40)	(29)
2012	73	(35)	(38)
2013	62	(26)	(36)
2014	70	(37)	(33)

Table 6
Summary of Opinions
Supreme Court of Illinois
2010 - 2014

	Total Filed (a)	(People)	(Civil)	Disposing of Cases on the Merits
2010	84	(52)	(32)	91
2011	84	(46)	(38)	90
2012	71	(32)	(39)	81
2013	72	(35)	(37)	77
2014	61	(34)	(27)	67

(a) Category does not include dissenting or concurring opinions.

Table 7
Summary of Rehearings
Supreme Court of Illinois
2010 - 2014

	Total Filed	(People)	(Civil)	Total Allowed (a)	(People)	(Civil)
2010	18(b)	(14)(b)	(4)	0	(0)	(0)
2011	24(c)	(10)	(14)(c)	0	(0)	(0)
2012	16	(6)	(10)	0	(0)	(0)
2013	16	(10)	(6)	0	(0)	(0)
2014	14	(5)	(9)	0	(0)	(0)

(a) Petitions not allowed are denied or, occasionally, dismissed or withdrawn on motion, or not ruled on in the reporting year.

(b) In one people's case 2 petitions filed, i.e. 17 cases/18 petitions.

(c) In one civil case 2 petitions filed, i.e., 23 cases/24 petitions.

Table 8
Attorney Disciplinary Cases
Supreme Court of Illinois
(Calendar Year 2014)

Discipline Imposed by Order	Dispositions
Rule 753 proceedings on recommendation of Hearing or Review Board of the Attorney Registration and Disciplinary Commission	49
Rule 762(a) Voluntary disbarment	15
Rule 762(b) Discipline on consent	30
Rule 763 Reciprocal discipline	17
Total	111

Discipline by Opinion (2014 IL 117696 - 3 mo. suspension 11/20/14)	1
---	----------

Interim Suspension orders	
Rule 761	0
Rule 774	5
Total	5

Reinstatement to Roll of Attorneys	7
Petition Allowed	1
Petition Allowed w/conds	0
Petition Denied	1
Petition Withdrawn	5

Total Dispositions	124
---------------------------	------------

Reinstatement Petitions	Reprimand	Censure	Interim Suspension	Probationary Suspension	Suspension	Disbarment	Total Dispositions
7	7	9	5	13	58	25	124

Figure 1
Filings
2010-2014

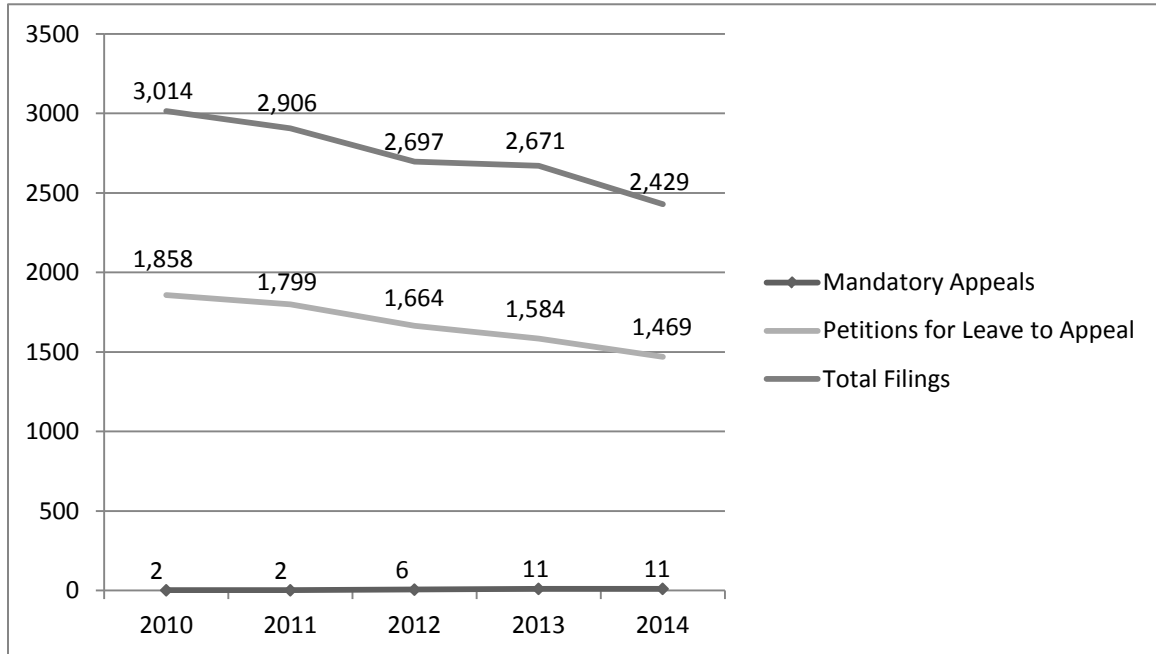
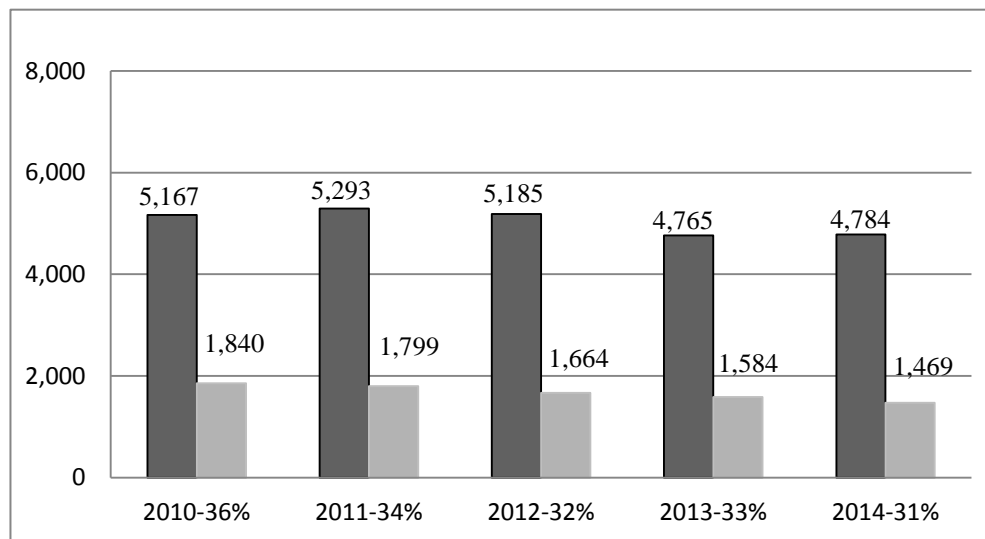


Figure 2

Petitions for Leave to Appeal Filed as a Percent of Appeals
Decided by Appellate Court Opinion or Rule 23 Order
2010-2014



- Appeals disposed of by Opinion or Pursuant to Rule 23(b) or (c) in Appellate Court
- Petitions for Leave to Appeal Filed in Supreme Court

